



1995-96 MEDIA GUIDE & RECORD BOOK TABLE OF CONTENTS

1994-95 Schedule	IFC
Staff Directory	2
Howard Baldwin	4
Morris Belzberg	6
Thomas Ruta	6
Steve Ryan	7
Jack Kelley	8
Bill Barnes	9
Donn Patton	9
Penguins Advisory Board	10
Craig Patrick	11
Ed Johnston	12
Rick Kehoe	13
Bryan Trottier	14
Training Staff	15-16
Scouts	17-19
Staff Photos	20
Civic Arena	22
ICEOPLEX AT SOUTHPOINTE	24
Community Relations	26
Amateur Hockey Program	30
Russian Penguins	31
Lemieux Foundation	32
THE PLAYERS	33
Player Biographies	34
In the System	89
Future Penguins	93
1995 NHL Entry Draft	96
Cleveland Directory	98
Hampton Roads Directory	100
1995-96 Roster	102
1994-95 SEASON IN REVIEW	105
1994-95 Game-by-Game	106
1994-95 NHL Standings	107
1994-95 Statistics	108
1994-95 Review	109
THE OPPONENTS	113
Opponents Career Scoring	
vs Penguins	152
All-Time Leaders	
vs Penguins	158

PENGUINS HISTORY	157
Penguins Hall of Fame	158
Honors and Awards	160
Penguins in the NHL	
All-Star Game	161
Team Awards	162
Penguins Uniform History	168
Dates in Penguins History	170
Penguins Owners, Presidents	
General Managers, Coaches,	
Captains & Scouts	173
Penguins Coaches Records	174
All-Time Roster	176
All-Time Goaltending	188
Seasons in Review	189
Draft History	216
Season and Career Records	219
Leaders by Season	222
Team Records	224
Special Teams Records	231
Overtime Records	232
Streaks	233
Penalty Shots	234
Openers	235
Fastest Goals	236
Comebacks	238
Civic Arena Records	239
Shutouts (for & against)	240
Hat Tricks (for & against)	242
PLAYOFF HISTORY	245
Career Playoff Results	246
Career Playoff Scoring	248
Career Playoff Records	250
1995 Playoff Results	258
MEDIA INFORMATION	261
Penguins Announcers	262
Attendance Information	265
Media Information	266
Radio/TV Information	268
Pittsburgh Media Outlets	269
NHL Information	270
Medical Glossary	274

Editor:

Harry Sanders

Assistant Editors:

Phil Langan
Steve Bovino

Contributors:

Cindy Himes
Renee Petrichevich
Jim Morlock



Photographers:

Denny Cavanaugh
Matt Polk
Bruce Bennett Studios
NHL Images/Sylvia Pecota

Printed by:

Herrmann Printing
September, 1995

Cover Designed by:

Herrmann Printing

On the Cover: Celebrating the outstanding seasons that Ron Francis and Jaromir Jagr had last year and the return of Mario Lemieux.

PITTSBURGH HOCKEY ASSOCIATES DIRECTORY



PITTSBURGH PENGUINS
CIVIC ARENA, GATE 9
PITTSBURGH, PA 15219
PHONE: 412-642-1300
FAX: 412-642-1859

OWNERSHIP HOWARD L. BALDWIN, MORRIS BELZBERG, THOMAS V. RUTA
CHAIRMAN OF THE BOARD & GOVERNOR HOWARD L. BALDWIN

ADMINISTRATION

PRESIDENT AND CHIEF OPERATING OFFICER - PGH SPORTS ASSOCIATES STEVE RYAN
PRESIDENT & ALTERNATE GOVERNOR JACK KELLEY
SENIOR EXECUTIVE VICE PRESIDENT BILL BARNES
EXECUTIVE VICE PRESIDENT & CHIEF FINANCIAL OFFICER DONN PATTON
VICE PRESIDENT and GENERAL COUNSEL GREG CRIBBS
ASSISTANT TO THE PRESIDENT HOWARD BALDWIN, JR
ASSISTANT VICE PRESIDENT OF OPERATIONS NICK RUTA
EXECUTIVE ASSISTANTS ELAINE HEUFELDER, PAULA NICHOLS
ADMINISTRATIVE ASSISTANT CHRISTINE BLACK
RECEPTIONIST MARYANN DAYTON

HOCKEY OPERATIONS

EXECUTIVE VICE PRESIDENT & GENERAL MANAGER CRAIG PATRICK
HEAD COACH ED JOHNSTON
ASSISTANT COACHES RICK KEHOE, BRYAN TROTTIER
GOALTENDING COACH & SCOUT GILLES MELOCHE
HEAD SCOUT GREG MALONE
SCOUTING STAFF LES BINKLEY, HERB BROOKS, CHARLIE HODGE, MARK KELLEY, RALPH COX
PROFESSIONAL SCOUTS GLENN PATRICK, PHIL RUSSELL
STRENGTH & CONDITIONING COACH JOHN WELDAY
EQUIPMENT MANAGER STEVE LATIN
TRAINER CHARLES "SKIP" THAYER
TEAM PHYSICIAN DR. CHARLES BURKE
TEAM DENTIST DR. DAVID DONATELLI
EXECUTIVE ASSISTANT TRACEY BOTSFORD
ASSISTANT EQUIPMENT MANAGER PAUL FLATI

PUBLIC AND COMMUNITY RELATIONS

VICE PRESIDENT, PUBLIC & COMMUNITY RELATIONS PHIL LANGAN
DIRECTOR OF PUBLIC RELATIONS CINDY HIMES
DIRECTOR OF MEDIA RELATIONS HARRY SANDERS
ASSISTANT MEDIA RELATIONS DIRECTOR STEVE BOVINO
DIRECTOR OF AMATEUR HOCKEY DEVELOPMENT GEORGE KIRK
DIRECTOR OF GAME NIGHT ENTERTAINMENT JAMIE BELO
PUBLIC RELATIONS ASSISTANT RENEE PETRICHEVICH

FINANCE

CONTROLLER KEVIN HART
ASSISTANT CONTROLLER BILL SNYDER
ACCOUNTING STAFF ERIC BRANDENBURG, BARB PILARSKI

PITTSBURGH HOCKEY ASSOCIATES DIRECTORY

TICKETING

DIRECTOR OF TICKET SALES JEFF MERCER
ASSISTANT DIRECTOR OF TICKET SALES STELLA ROBERTSON
BOX OFFICE MANAGER CAROL COULSON
ASSISTANT BOX OFFICE MANAGER DEBBIE CAMPBELL
DIRECTOR OF SUITE SALES & SERVICE CHUCK SALLER
MARKETING REPRESENTATIVES TERRI DOBOS YOUNG,
FRED TRAYNOR, ALLISON QUIGLEY, JON JONES

SALES AND COMMUNICATIONS

DIRECTOR OF ADVERTISING SALES TAYLOR BALDWIN
SENIOR ACCOUNT REPRESENTATIVE RICHARD CHMURA
DIRECTOR OF PROMOTIONS & ADVERTISING SALES COORDINATOR AMY NOVAK
ADVERTISING SALES REPRESENTATIVES BRUCE WEBER, STEVE VIOLETTA
DIR. OF SPECIAL PROJECTS/PENVISION BILL MILLER

PITTSBURGH STINGERS

GENERAL MANAGER JEFF BARRETT
COACH PAUL CHILD
ASSISTANT COACH DENNY KOHLMYER
ASSISTANT DIRECTOR OF GAME OPERATIONS VIKKI HULTQUIST
DIRECTOR OF MARKETING & PROMOTIONS ARDEN ROBBINS
SENIOR SALES REPRESENTATIVE RICH HIXON

ICEOPLEX AT SOUTHPOINTE


GENERAL MANAGER DAVE HANSON
DIRECTOR OF ICE HOCKEY ALAIN LEMIEUX
DIRECTOR OF SKATING SUZANNE SEMANICK
DIRECTOR OF OPERATIONS SCOTT BALDWIN
ASSISTANT DIRECTOR OF OPERATIONS DAN KASCHALK
ADMINISTRATIVE ASSISTANT NICOLE KASCHALK

GENERAL INFORMATION

HOME ICE CIVIC ARENA
DIMENSIONS OF RINK 200 FEET BY 85 FEET
SEATING CAPACITY FOR HOCKEY 17,181
LOCATION OF PRESS BOX WEST SIDE OF BUILDING
TEAM COLORS BLACK, GOLD AND WHITE
FLAGSHIP RADIO STATION WTAE (1250 AM)
TV STATION PRIME SPORTS
ANNOUNCERS MIKE LANGE, DOUG MCLEOD, STAN SAVRAN, PAUL STEIGERWALD
PRACTICE FACILITY ICEOPLEX AT SOUTHPOINTE
MINOR LEAGUE AFFILIATION CLEVELAND LUMBERJACKS (IHL)
HAMPTON ROADS ADMIRALS (EHL)

PENGUINS TICKET INFORMATION

Individual game tickets are on sale at the Civic Arena Box Office and at all TicketMaster outlets. Charge by phone: (412) 323-1919. For more information on full season tickets, mini-plans or groups, please call the Penguins Sales Office at (412) 642-PENS.



HOWARD L. BALDWIN
Owner and Chairman of the Board

Howard Baldwin... A leader in the formation of a new professional sports league... The catalyst in the historic NHL-WHA merger... A community leader... A creative and progressive force in the NHL move through the '80s and '90s... The pioneer of European affiliations for NHL teams... Successful movie producer.

Baldwin serves as the Pittsburgh Penguins Chairman of the Board and represents the club on the National Hockey League Board of Governors. Baldwin, Morris Belzberg and Thomas Ruta purchased the club in November of 1991. Immediately, Baldwin solidified the franchise by approving long-term contracts for Kevin Stevens, Ron Francis and

Ulf Samuelsson and by signing General Manager Craig Patrick to a five-year deal. The next season he signed Mario Lemieux, Tom Barrasso, Larry Murphy and Kjell Samuelsson to extended contracts, and in the summer of 1994 he signed Jaromir Jagr to a multi-year pact and acquired All-Star forward Luc Robitaille from the Los Angeles Kings.

"We are proud of our record of the past five seasons, which have produced two Stanley Cups, two Patrick Division titles, a Northeast Division championship, a Presidents' Trophy and the best regular season record in those five years. We have also won more playoff games than any other NHL team during that time. However, we are just as excited about the future," Baldwin points out. "The Penguins have a great future. We have some exciting young players, a quality farm system and an experienced and respected hockey operations staff that will continue to produce a successful hockey team. On top of that, Pittsburgh is truly a 'City of Champions' and a city that is one of the most progressive in the country with sports fans who are second to none.

"Howard is a doer," according to former National Hockey League President John Ziegler. "We would have never put that merger together in 1979 had it not been for Howard's perseverance and his capacity to work with people," Ziegler said. "He was a very big part of NHL history."

The New England Whalers first season in the World Hockey Association was a success both on and off the ice with Coach Jack Kelley's team winning the 1973 AVCO World Cup Championship. Although relatively successful in Boston, the Whalers needed their own building. Baldwin moved the Whalers of the WHA from Boston to Hartford in 1974. The city was looking for a major tenant for its new Civic Center Coliseum, the vehicle for the revitalization of downtown Hartford. The marriage between the Whalers and Hartford turned out to be a good one.

"We were the only professional team where the primary reason for our being was to assist in revitalizing a city," says Baldwin.

In 1972, when Baldwin and John Coburn, Jr. purchased a franchise in the fledgling World Hockey Association, Baldwin was 30 years old and one of major professional sports' youngest executives. Five years later (1977), he was president of the WHA, and in 1979, at the age of 37, he guided his league into merger talks with the established NHL.

Baldwin continued to serve as the NHL Whalers Managing General Partner until the Whalers were sold to local ownership in 1988 for the largest single sales price in the history of the National Hockey League. In the three years previous to the sale, the Whalers drew record crowds and enjoyed great financial success. He also led the way in the formation of a community relations program that was second to none in professional sports and continues that reputation in Pittsburgh.

After the sale, Baldwin served in an advisory capacity to several NHL teams and was involved in the purchase of the Minnesota North Stars in 1990, which prevented the team from being moved to California. Baldwin sold his interest in the club to

Norman Green who had purchased a majority interest in the team.

A highly respected member of the NHL Board of Governors, Baldwin has served on the league's advisory, finance, forward planning, pension and television committees. He was also a leader in ending the NHL strike in April of 1992.

The energetic Penguins owner is not one to stand still as was evidenced by his announcement in June of 1993 that the Penguins had become part owners of the fabled Central Red Army team. There were skeptics, but they have disappeared after two highly successful seasons. The affiliation was enhanced last season by the addition of Disney Sports Enterprises to the partnership. Still moving ahead, Baldwin, along with his Penguins co-owners Morris Belzberg and Thomas Ruta, purchased franchises in both the Continental Indoor Soccer League and Roller Hockey International. The Pittsburgh Stingers (CISL) and the Pittsburgh Phantoms (RHI) began play in the summer of 1994 and both reached the playoffs.

In addition to his involvement with the Penguins, Baldwin is President of Baldwin Entertainment Group, in Beverly Hills, California. He is also a partner in Baldwin/Cohen Entertainment which recently produced a Jean-Claude Van Damme film – *Sudden Death* – that has a hockey theme and which was filmed extensively at the Pittsburgh Civic Arena. The film, due to be released this fall, is rated one of Universal Studios' top films of the year.

Last July, Baldwin signed a two-year first look producing deal with Universal Pictures, marking the first studio affiliation for the Baldwin-Cohen Entertainment Company, which has now moved its offices to the Universal lot. While Baldwin's primary business revolves around sports and his two-time Stanley Cup-winning hockey team, he has executive produced a number of films over the past eight years, including *Sudden Death*.

"My primary business is sports, but we take making movies very seriously," Baldwin said. "We are very competitive, and we want to succeed in the industry."

Sudden Death, which has been described as *Die Hard* in an arena, occurs during the seventh game of the Stanley Cup Finals. The action thriller script was written by Eugene Quinatano based on an idea by Karen Baldwin.

"*Sudden Death* was the extremely positive result of Howard's desire to bring hockey to the big screen," said Hal Lieberman, president of production at Universal. "We look forward to working with him on many other exciting projects."

Baldwin said he has a number of projects in development – and not all of them about sports. Previously, Baldwin executive produced *From the Hip* and *Spellbinder*.

A graduate of the Salisbury School, Baldwin played college baseball at Boston University. He later served in the Marines before joining the Philadelphia Flyers organization where he served as business manager of the club's minor league Jersey Devils affiliate. Later he joined the parent club, first as ticket manager, then as head of the Flyers' sales and promotions staff.

Baldwin and his wife Karen, who works closely with him on all major projects, reside in Los Angeles, Pittsburgh and Wareham, Massachusetts. He has three children, Scott, Rebecca and Howard, Jr. and two grandchildren, Chelsie Anne and Gage Howard.

Baldwin has served on the boards of a number of major charities including Juvenile Diabetes and Retinitis Pigmentosa.



Penguins ownership group, Morris Belzberg, Howard Baldwin and Thomas Ruta.



MORRIS BELZBERG
Owner

Morris Belzberg has been a director of Budget Rent A Car since 1968.

Belzberg, who joined Budget Corporation in 1965 as vice president for Canadian Operations, was appointed vice president of franchising and marketing in 1967. When Budget was acquired by Transamerica Corporation in 1968, he was named executive vice president, president in 1969, chief executive officer in 1971, chairman of the board in 1986 and chairman of the executive committee in 1988. In October, 1991, Belzberg retired as chair-

man of the executive committee but continues to sit on Budget's board of directors and holds the title of Chairman Emeritus of Budget Rent A Car Corporation.

Born in Calgary, Alberta, Canada in 1929, Belzberg began his association with Budget Rent A Car as its first licensee in Canada. He opened the first Budget location there in 1962 and acquired additional franchises over the next three years.

When Belzberg joined their corporate headquarters in Chicago in 1965, his experience as a licensee enabled him to spearhead aggressive marketing and legal efforts in the U.S. to open airport terminals to Budget licensees and to expand distribution of the Budget System worldwide.

Belzberg and his wife Sema split their time between their residences in Chicago, Illinois and Palm Springs, California. They are the parents of three children and grandparents of five.



THOMAS V. RUTA
Owner

Thomas V. Ruta was one of the founding partners of the widely respected New York certified public accounting firm of Behan, Ling & Ruta. He is currently serving as the firm's chairman and president.

Ruta graduated first in his class from Fordham University and was granted an MBA, with Distinction, from Pace University. He is a qualified CPA in the states of New York, New Jersey and Minnesota.

Ruta has served on the Fordham University Alumni Board of Governors as well as several corporate boards. As one of the owners of the Penguins, he serves as an alternate governor to the National Hockey League. In addition, he represents the team on three NHL committees.

Ruta and his wife, Kathleen, live in New York City and spend their summers on Martha's Vineyard.

PENGUINS ADMINISTRATION



STEPHEN M. RYAN, JR.
President and Chief Operating
Officer, Pittsburgh Sports
Associates Holding Company

Steve Ryan was named president and chief operating officer of Pittsburgh Sports Associates Holding Company in July of 1995. He is a nationally-recognized sports marketing and entertainment executive.

Ryan, is responsible for the management of all entities held by the holding company including the Penguins, the Pittsburgh Stingers of the Continental Indoor Soccer League, the Russian Penguins,

the new ICEOPLEX facility at Southpointe and the PenVision network.

"Steve Ryan's vision and leadership have been the hallmark of his outstanding business career," said Howard Baldwin, owner and chairman of the board of the Pittsburgh Penguins. "His vision for strategic innovation, his leadership and commitment to quality embody our own corporate philosophies, and he will be critical to carrying out our ambitious growth plans."

Ryan was most recently president and chief operating officer of NHL Enterprises Inc., the global marketing and entertainment company owned by the NHL Member Clubs. Before joining NHL Enterprises, Ryan was vice president of marketing and a corporate officer for Paddington Corporation, a division of Grand Metropolitan. He began his career with General Foods Corporation and also held senior management positions with the Marriott Corporation and American Brands Corporation.

A graduate of Fordham University, Ryan was president and chief operating officer of NHL Enterprises since 1986. Previously, he was the NHL's vice president for marketing and public relations from 1981 to 1986. Ryan was responsible for all the NHL's business activities including retail licensing, corporate sponsorship, international, event marketing, publishing, television, video and creative services. During his tenure, he restructured the company into operating units that focused on the core business. Ryan was instrumental in building an in-house licensing business that exceeded \$1 billion in sales in 1994 from a base of \$ 50 million in 1986. Ryan created the prime time network television program - "The NHL Television Awards...A Celebration of Excellence", which is one of the highest-rated award shows in Canadian television. Ryan also established the NHL All-Star Weekend, which debuted successfully on network television in Pittsburgh in 1990, and directed the development and management of the new multi-million dollar Hockey Hall of Fame Entertainment Complex which has focused worldwide attention on the sport.

Prior to joining the NHL, Ryan was vice president and chief marketing officer for the Paddington Corporation. In addition to directing marketing and advertising for the nation's number one scotch brand, J&B, he designed the introduction of Bailey's Original Irish Cream, considered the most successful new product launch in the history of the spirit industry. Ryan began his business career at the Maxwell House Division of General Foods Corporation in brand management and sales management. Later, he worked for the Marriott Corporation and American Brands Corporation.

Ryan is a member of the USO World Board in Washington D.C. and the National Board of Directors of Boys Home in St. Louis. He is also a member of the Business Council for the United Nations and the Cardinal's Committee of the Laity. Ryan is a former trustee of the Dominican College in Blauvelt, New York and was chairman of its development and public relations committee. A native of New York City, Ryan received a Bachelor of Science degree from Fordham University which he attended on an academic and athletic scholarship. He and his wife Marie have one married daughter.



JACK KELLEY President

Jack Kelley, a highly respected administrator and coach in both college and professional hockey for the past 40 years, joined the Penguins' staff in March of 1993 as senior executive assistant to the president and an alternate governor. In June of 1993, Kelley was named president of the club. In this position, he serves as the team's chief operating officer overseeing the day-to-day operation of the franchise and reports directly to Chairman of the Board Howard Baldwin.

"Jack is a top flight administrator and has served the Penguins extremely well as president," Baldwin remarked. "He is a creative and professional administrator."

For the 11 years prior to his joining the Penguins, Kelley was the executive director of the Glen Falls (N.Y.) Civic Center, the home of the Adirondack Red Wings of the American Hockey League. He was responsible for all daily arena business operations, including staffing, scheduling, budget, negotiation of contracts, sales promotions and purchasing and handled all arena matters relating to city government. This is his second turn with a Howard Baldwin management team. He served as general manager of the New England (later the Hartford) Whalers from 1972-82, including two years as head coach of the team.

An outstanding high school hockey player, Kelley was selected as the outstanding high school hockey player in Greater Boston following his senior year at Belmont High School. After a tour of duty with the United States Coast Guard, he played three seasons for Boston University and twice received All-East honors and as a senior was named Boston University's Most Valuable Player. After graduation he began his coaching career at Martha's Vineyard (Mass.) High School in 1952. He moved to Weston (Mass.) High School in 1954, where he coached football, hockey and baseball. In 1955, he moved to Colby College where he established the team's varsity hockey program and brought it national recognition.


Kelley returned to his alma mater, B.U., in 1962 and was head coach there for 10 years, leading the Terriers to four NCAA Tournaments and NCAA Division I titles in 1971 and 1972. He posted a 303-147-13 record as a college coach.

Kelley led the Whalers to the first World Hockey Association Championship in 1973, and won the WHA's Eastern Championship the following year. He was the first coach to win championships on both the college and professional levels.

Kelley was NCAA Coach of the Year in 1972, New England Coach of the Year five times and WHA Coach of the Year in 1973. He is currently a member of the U.S. Hockey Hall of Fame Selection Committee and is a member of five (U.S. Hockey, B.U., Whalers, Glen Falls and Belmont High School) Halls of Fame. Kelley served as a member of the U.S. Olympic Hockey Committee from 1964-68 and received the Schaefer Pen Award for outstanding contributions to college hockey in 1972. He also was named Colby College's Man of the Year Award in 1982 and received the Founders Award from the American College Hockey Coaches Association in 1986.

Kelley and his wife Ginny have four children; Paul, David, Nancy and Mark.

PENGUINS ADMINISTRATION



Bill Barnes
Senior Executive Vice President

Bill Barnes was named senior vice president for the Pittsburgh Penguins in May of 1992.

"Bill Barnes is one of the most respected names in professional sports marketing," Chairman of the Board Howard Baldwin remarked. "He worked with me in Hartford for 18 years and then spent 15 months with the New York Islanders. His experience and creativity are a major plus for our hockey club."

Barnes was in charge of the Whalers' marketing efforts from the club's start in Boston

and right through its successful emergence as a professional sports team in Hartford. His marketing program was the most imitated in the National Hockey League and his telemarketing program became a model for the League.

Barnes was vice president of marketing and public relations in Hartford, and vice president of marketing and sales with the Islanders, whom he joined in March of 1990.

Barnes is a graduate of Providence College. He and his wife Martha have five children.



Donn Patton
Executive Vice President and
Chief Financial Officer

Donn Patton was named executive vice president and chief financial officer of the Pittsburgh Penguins in November 1991 when Howard Baldwin, Morris Belzberg and Thomas Ruta purchased the franchise. He oversees the financial aspects of the franchise's operations.

Prior to joining the Penguins, Patton was the CFO and senior vice president of Spectacor Management Group (SMG). SMG manages arenas, stadiums and convention centers throughout the United States. Included in that list of facilities are the Civic Arena and Three Rivers Stadium in Pittsburgh.

From 1981 to 1988 Patton was associated with the Philadelphia Flyers, serving last as its executive vice president for finance and administration.

Patton began his business career upon graduation from Gannon College as a staff accountant with Price Waterhouse in 1973. He later served as an audit manager until 1981 in the firm's Small Business Group in the Philadelphia office.

Patton and his wife Jeanne have been married 23 years, residing with their three children (Jason, Michelle and Stephanie) in Upper St. Clair.

PENGUINS ADVISORY BOARD

Pittsburgh Penguins Chairman of the Board Howard Baldwin created an Advisory Board on June 29, 1994 "To explore every possible way to make the Penguins a successful franchise."

The board consists of former Connecticut Governor Lowell P. Weicker, Jr.; international movie star Michael Keaton; Bill Craig, general manager of Prime Sports KBL Sports Network; Pittsburgh lawyer Paul Martha, who was a former vice president and general counsel for the Penguins; Mike Farrell, President of Farrell & Company, a Pittsburgh based investment firm; Tony Liberati, senior vice president for corporate planning and finance of the Edward J. DeBartolo Corporation; Bernard S. Mars, vice president of Foster Industries in Pittsburgh; and Bruce Robbins, executive vice president for PNC Bank Corporation; and Robert L. Caporale, a Boston-based lawyer with the firm of Eckert, Seamans, Cherin & Mellott.

"We will meet with the board members on a consistent basis throughout the year, and they will definitely be involved in the decision making process of the Penguins," stated Baldwin. "Professional sports today is a very complex business operation. In order to achieve success, you need good players and a strong office administrative team. You also need people with successful business and entertainment background who can provide ideas in their areas of expertise, help you with long range planning, review major projects and give you the benefit of their experience. This is the reason my partners Morris Belzberg and Tom Ruta and myself decided to form an advisory board."




Lowell P. Weicker, Jr.



Michael Keaton



Bill Craig




Paul Martha




Mike Farrell



Tony Liberati



Bernard S. Mars



Bruce Robbins



Robert L. Caporale

PENGUINS ADMINISTRATION



CRAIG PATRICK Executive Vice President and General Manager

There are many reasons for the success of the Pittsburgh Penguins over the past four years – two Stanley Cup Championships, one Presidents' Trophy and three division titles – and one of the biggest is Executive Vice President and General Manager Craig Patrick.

Patrick, 47, has shaped and reshaped the Penguins since being hired as general manager and interim head coach on December 5, 1989. One of his first moves came the following June, when he assembled one of the finest

management teams in NHL history, naming Bob Johnson as head coach and Scotty Bowman as director of player development and recruitment.

Patrick not only put together an outstanding management team, but he also began piecing together a championship team on the ice. He added veteran goalscorer Joe Mullen from Calgary for a second round draft choice in June of 1990 and veteran defenseman Gord Roberts from St. Louis for future considerations in October of 1990. In December of 1990, Patrick continued to overhaul the team by adding Larry Murphy and Peter Taglianetti from Minnesota, Jiri Hrdina from Calgary and Scott Young from Hartford. But the trade that propelled the Penguins to their first Stanley Cup Championship was made in March of 1991, when Patrick acquired Ron Francis, Ulf Samuelsson and Grant Jennings from Hartford. In February of 1992, Patrick acquired Rick Tocchet, Kjell Samuelsson and Ken Wregget from Philadelphia that led to the Penguins second Stanley Cup.

Patrick was signed to a five year contract in February of 1992. "We are extremely fortunate to have Craig Patrick with us for the next few years," Chairman of the Board Howard Baldwin emphasized at the time. "To our way of thinking, he is the best general manager in the National Hockey League."

A graduate of the University of Denver with a degree in Business Administration, Patrick helped the Pioneers to two NCAA Hockey Championships in 1968 and 1969. He spent eight years in the NHL as a forward with California, St. Louis, Kansas City and Washington. He also spent part of one season playing for Minnesota in the WHA, before retiring in 1979. He also served as captain for Team USA in the 1979 World Championships in Moscow and played on the 1976 US Canada Cup team.


Patrick became a part of sports history that Americans will long remember when he served as assistant general manager and assistant coach of the 1980 gold-medal winning US Olympic Hockey team in Lake Placid, New York. He also served as co-general manager for Team USA in the 1991 Canada Cup Tournament.

He joined the New York Rangers' organization as director of operations in 1980 and became the youngest general manager in the team's history on June 14, 1981. He served the Rangers in that capacity through the 1985-86 season, guiding his team to the playoffs every year.

Prior to joining the Penguins, Patrick served as director of athletics and recreation for the University of Denver for two years.

Born in Detroit, Michigan, Patrick grew up in New Haven and Boston with a heritage full of hockey history. His grandfather, Lester, served as head coach and general manager of the Rangers and led his team to three Stanley Cup Titles. His father, Lynn, was an All-Star winger with the Rangers and served as their head coach from 1948 to 1950. He was also general manager of the Boston Bruins for many years. Craig's uncle, Muzz Patrick, a former Canadian Heavyweight Amateur Boxing Champion, played defense for the Rangers then served as their general manager/head coach from 1954 to 1964.

PENGUINS ADMINISTRATION



ED JOHNSTON
Head Coach

Johnston, 59, returns for the third season of his second stint as the Penguins Head Coach. He has the third best regular season coaching record in the NHL over the last two seasons, with a record of 73-43-16 in 132 games. During the 1993-94 season, Johnston coached the Penguins to their first Northeast Division Championship. He previously coached the Penguins for three seasons from 1980-81 to 1982-83 and was promoted to general manager of the team on May 27, 1983, a position he held for five seasons. During the 1988-89 season, he served as the assistant general manager. Johnston's overall record as the Penguins head coach is 152-169-51. He holds the club

record for most coaching wins and most games coached.

On May 11, 1989, Johnston was named vice president and general manager of the Hartford Whalers. He served in that capacity for three seasons, reaching the playoffs each year. During Johnston's first season in Hartford, the Whalers recorded the second best record (38-33-9) in their NHL history. This was due in part to a pre-season trade, in which he acquired Pat Verbeek from the New Jersey Devils. Verbeek led the Whalers with 44 goals that season.

Johnston played in the NHL for 16 seasons, from 1962-63 to 1977-78, and played on two Stanley Cup Championship teams as a member of the Boston Bruins. He also played for Toronto and St. Louis and finished his career with Chicago. Johnston was the last NHL goaltender to play every minute of a season, when he played all 70 games in 1963-64 for the Bruins. Overall, he played in 592 career NHL games, recording 236 wins, 32 shutouts and finished his career with a goals against average of 3.25.

Following his last season as a player (1977-78), Johnston began his coaching career with Chicago's top minor league team, New Brunswick in the American Hockey League. Prior to the 1979-80 season, he was named as the Blackhawks head coach, where he led the team to a 34-27-19 record and a first place finish in the Smythe Division. This marked a 15-point improvement over the previous season.

Johnston became the Penguins Head Coach after his one season with Chicago. He guided the team to the playoffs in each of his first two seasons, both times suffering heart-breaking losses in overtime in the deciding game of the first round. During the 1981-82 season, the Penguins set an NHL record for the most power play goals by a team in a season with 99.

Johnston was named Penguins general manager prior to the start of the 1983-84 season. Among his draft choices was Mario Lemieux. Former Penguins players drafted by Johnston include Zarek Zalapski, Doug Bodger, Bob Errey, Rob Brown, Shawn McEachern and Craig Simpson. While in Hartford, Johnston drafted current Whaler Geoff Sanderson. Among his trades that helped build the Penguins into a championship team were the acquisition of Kevin Stevens from Los Angeles for Anders Hakansson and a seven player trade with Edmonton that brought Paul Coffey to Pittsburgh.


Johnston and wife Diane have three children, Michele, E.J. Jr. and Joseph. The Johnstons reside in the South Hills area of Pittsburgh.

ED JOHNSTON'S NHL COACHING RECORD

YEAR	TEAM	REGULAR SEASON				PTS	DIVISIONAL FINISH
		GP	W	L	T		
1979-80	Chicago	80	34	27	19	87	1st - Smythe
1980-81	PITTSBURGH	80	30	37	13	73	3rd - Norris
1981-82	PITTSBURGH	80	31	36	13	75	4th - Patrick
1982-83	PITTSBURGH	80	18	53	9	45	6th - Patrick
1993-94	PITTSBURGH	84	44	27	13	101	1st - Northeast
1994-95	PITTSBURGH	48	29	16	3	61	2nd - Northeast
NHL TOTALS		452	186	196	70	442	
PITTSBURGH TOTALS		372	152	169	51	355	

YEAR	TEAM	GP	W	L	PLAYOFF NOTES
1979-80	Chicago	7	3	4	Defeated St. Louis, 3-0, in Preliminary Round/Lost to Buffalo, 4-1, in Quarterfinals.
1980-81	PITTSBURGH	5	2	3	Lost to St. Louis, 3-2, in Preliminary Round.
1981-82	PITTSBURGH	5	2	3	Lost to NY Islanders, 3-2 in Preliminary Round.
1982-83	PITTSBURGH	-	-	-	Did not qualify for playoffs.
1993-94	PITTSBURGH	6	2	4	Lost to Washington, 4-3, in Conference Quarterfinals.
1994-95	PITTSBURGH	12	5	7	Defeated Washington, 4-3, in Conference Quarterfinals. Lost to New Jersey, 4-1 in Conference Semifinals.
NHL TOTALS		35	14	21	
PITTSBURGH TOTALS		28	11	17	

PENGUINS COACHES



RICK KEHOE
Assistant Coach

Kehoe, 44, begins his ninth season on the Penguins coaching staff. An NHL right winger through 14 seasons, he broke into the NHL with Toronto in 1971. After three seasons, he was traded to Pittsburgh where he spent the remainder of his playing career. Following his playing career, Kehoe spent two seasons as the team's professional scout, before moving behind the bench in 1986.

A charter member of the Penguins Hall of Fame, Kehoe ranks second on the club's all-time scoring list with 636 points. He is second in all-time games played (722), third in goals (312), fourth in assists

(324) and third in power play goals (95).

During his Penguins career, Kehoe led the team in goals and points on three occasions. He recorded 25-or-more goals in nine of his 10 seasons as a Penguin while topping the 30-goal mark five times.

He won the NHL's Lady Byng Trophy, after scoring a club record 55 goals during the 1980-81 season. He was also Pittsburgh's representative in the 1981 and 1983 NHL All-Star Games.

Kehoe was inducted into the Western Pennsylvania Sports Hall of Fame on May 7, 1995 for his achievements as a player. He served as head coach for the Pittsburgh Phantoms during their inaugural season in the Roller Hockey International League in 1994 and led the club to the second round of the playoffs. He resides in the South Hills of Pittsburgh and has a daughter Karrie.

SEASON	CLUB	LEAGUE	REGULAR SEASON					PLAYOFFS				
			GP	G	A	TP	PIM	GP	G	A	TP	PIM
1969-70	London	OHA	23	3	2	5	6	-	-	-	-	-
	Hamilton	OHA	32	2	4	6	77	-	-	-	-	-
1970-71	Hamilton (a)	OHA	58	39	41	80	43	-	-	-	-	-
1971-72	Tulsa	CHL	32	18	21	39	20	-	-	-	-	-
	Toronto	NHL	38	8	8	16	4	2	0	0	0	2
1972-73	Toronto	NHL	77	33	42	75	20	-	-	-	-	-
1973-74	Toronto (b)	NHL	69	18	22	40	8	-	-	-	-	-
1974-75	Pittsburgh	NHL	76	32	31	63	22	9	0	2	2	0
1975-76	Pittsburgh	NHL	71	29	47	76	6	3	0	0	0	0
1976-77	Pittsburgh	NHL	80	30	27	57	10	3	0	2	2	0
1977-78	Pittsburgh	NHL	70	29	21	50	10	-	-	-	-	-
1978-79	Pittsburgh	NHL	57	27	18	45	2	7	0	2	2	0
1979-80	Pittsburgh	NHL	79	30	30	60	4	5	2	5	7	0
1980-81	Pittsburgh (c)	NHL	80	55	33	88	6	5	0	3	3	0
1981-82	Pittsburgh	NHL	71	33	52	85	8	5	2	3	5	2
1982-83	Pittsburgh	NHL	75	29	36	65	12	-	-	-	-	-
1983-84	Pittsburgh	NHL	57	18	27	45	8	-	-	-	-	-
1984-85	Pittsburgh	NHL	6	0	2	2	-	-	-	-	-	-
NHL Totals			906	371	396	767	120	39	4	17	21	4

a - June, 1971 - Drafted by Toronto in 1971 Amateur Draft, First Toronto choice, 22nd overall, second round.

b - September 13, 1974 - Traded to Pittsburgh by Toronto for Blaine Stoughton and a first round draft choice in 1977 Amateur Draft (Trevor Johansen).

c - Won Lady Byng Memorial Trophy (1980-81)

PENGUINS COACHES



BRYAN TROTTIER Assistant Coach

Trottier, 39, will begin his second season as a Penguins full time assistant coach, after a stellar NHL career spanning 18 seasons.

Regarded as one of the best two-way centers in NHL history, Trottier helped both Pittsburgh and the New York Islanders to a combined six Stanley Cup Championships. He provided the Penguins with much needed leadership in winning back to back championships in 1991 and 1992. While in New York, Trottier led the Islanders to four straight Stanley Cup Championships from 1980 to 1983.

Trottier's career statistics place him among the best ever to play the game. He is sixth on the NHL all time scoring list with 1,425 points. He has played

in 1279 games, scoring 524 goals and 901 assists. Trottier recorded over 100 points six times and scored 30 or more goals 11 times, including 50 goals during the 1981-1982 season.

He won the Calder Trophy as the NHL's 1976-77 Rookie of the Year and the Hart Trophy as Most Valuable Player in 1978-79. Other accomplishments include the Conn Smythe Trophy as playoff MVP in 1980 and winning the Art Ross Trophy in 1979. Trottier was a First Team NHL All-Star in 1977-78 and 1978-79 and was a Second Team selection in 1981-82 and 1983-84. Trottier played in eight NHL All-Star Games.

Acquired by the Penguins on July 20, 1990, he left after the 1991-92 season to re-join the Islanders in a front office position. Still feeling the desire to play, Trottier came back to the Penguins for the 1993-94 season as a player/assistant coach. In three seasons with the Penguins, he played in 156 games and recorded 72 points (24+48).

Trottier played for the Pittsburgh Phantoms of Roller Hockey International during their inaugural season in 1994.

He and wife Nickie reside in Pittsburgh with their three children, Bryan Jr., Lindsay Ann and Taylor.

SEASON	CLUB	LEAGUE	REGULAR SEASON					PLAYOFFS				
			GP	G	A	TP	PIM	GP	G	A	TP	PIM
1972-73	Swift Current	WHL	67	16	29	45	10	-	-	-	-	-
1973-74	Swift Current	WHL	68	41	71	112	76	13	7	8	15	8
1974-75	Lethbridge (a)	WHL	67	46	*98	144	103	6	2	5	7	14
1975-76	NY Islanders (b)	NHL	80	32	63	95	21	13	1	7	8	8
1976-77	NY Islanders	NHL	76	30	42	72	34	12	2	8	10	2
1977-78	NY Islanders (c)	NHL	77	46	*77	123	46	7	0	3	3	4
1978-79	NY Islanders (cdef)	NHL	76	47	*87	*134	50	10	2	4	6	13
1979-80	NY Islanders (g)	NHL	78	42	62	104	68	21	*12	17	*29	16
1980-81	NY Islanders	NHL	73	31	72	103	74	*18	11	*18	29	34
1981-82	NY Islanders (h)	NHL	80	50	79	129	88	19	6	*23	*29	40
1982-83	NY Islanders	NHL	80	34	55	89	68	17	8	12	20	18
1983-84	NY Islanders (h)	NHL	68	40	71	111	59	21	8	6	14	49
1984-85	NY Islanders	NHL	68	28	31	59	47	10	4	2	6	8
1985-86	NY Islanders	NHL	78	37	59	96	72	3	1	1	2	2
1986-87	NY Islanders	NHL	80	23	64	87	50	14	8	5	13	12
1987-88	NY Islanders (i)	NHL	77	30	52	82	48	6	0	0	0	10
1988-89	NY Islanders (j)	NHL	73	17	28	45	44	-	-	-	-	-
1989-90	NY Islanders	NHL	59	13	11	24	29	4	1	0	1	4
1990-91	Pittsburgh	NHL	52	9	19	28	24	23	3	4	7	49
1991-92	Pittsburgh	NHL	63	11	18	29	54	21	4	3	7	8
1992-93	DID NOT PLAY											
1993-94	Pittsburgh	NHL	41	4	11	15	36	2	0	0	0	0
NHL TOTALS			1279	524	901	1425	912	221	71	113	184	277

a - NHL First All-Star (1975)

b - Won Calder Memorial Trophy (1976)

c - NHL First All-Star Team (1978, 1979)

d - Won Art Ross Trophy (1979)

e - Won Hart Trophy (1979)

f - NHL Plus/Minus Leader (1979)

g - Won Conn Smythe Trophy (1980)

h - NHL Second All-Star Team (1982, 1984)

i - Named Budweiser/NHL Man of the Year (1988)

j - Won King Clancy Memorial Trophy (1989)

Played in NHL All-Star Game (1976, 1978, 1980, 1982, 1983, 1985, 1986, 1992)

Signed as a free agent by Pittsburgh, July 20, 1990. Signed as a free agent by Pittsburgh, June 22, 1993.

PENGUINS STAFF/TEAM PHYSICIAN




CHARLES "SKIP" THAYER
Trainer

Thayer has 25 years experience as an NHL athletic trainer, including 18 years with the Chicago Blackhawks organization. He begins his sixth season with the Penguins. He served as the Penguins head trainer from 1988 to 1992 then moved to Tampa to work as the Lightning's head trainer during its inaugural NHL season in 1992-93. He rejoined the Penguins for the 1993-94 season.

While attending the University of Maine, he worked as a trainer at Colby College and upon graduation moved to Indiana University where he worked in athletic therapy and obtained his masters degree. He served as head trainer at Nicholls College in Massachusetts for two years prior to joining the Blackhawks in 1969.

While working with Chicago, he helped to organize the NHL Trainers Association and at one time served as its president. During his tenure with Chicago, he worked 10 off-seasons as a certified paramedic. During the summer of 1989, he received his massage practitioner certification from Heartwood Institute in California.

During the summer of 1994, Thayer served as head trainer for the Pittsburgh Phantoms and Stingers in their inaugural seasons. He resides in Pittsburgh's North Hills area with wife Robin.



DR. CHARLES BURKE
Team Physician

Dr. Charles "Chip" Burke has served as the Penguins' team physician since 1988. Prior to that time, he served the team on a consulting basis from 1985-87.


A native of Boston, Burke graduated from Harvard College and completed his graduate studies at the University of Cincinnati College of Medicine. He is board certified and a member of the American Academy of Orthopaedic Surgeons.

Burke serves as attending orthopaedic surgeon at Allegheny General and St. Margaret's Memorial Hospitals in Pittsburgh, specializing in sports medicine and orthopaedic surgery with special interests in knee and shoulder surgery. In addition, he serves as an instructor at St. Margaret's Sports Medicine Clinic.

Burke served as team physician for Team USA during the 1991 Canada Cup Tournament and is currently in practice with Dr. Barry Riemer and Dr. Spencer Butterfield.

He and wife Kathy are the parents of four children.

PENGUINS STAFF



JOHN WELDAY Strength & Conditioning Coach


Welday enters his seventh season as the Penguins strength and conditioning coach.

Prior to joining the Pens, Welday worked five years as the strength and conditioning coach at Dartmouth College. During that time he also served as an instructor for physical education classes in strength training.

A Penn State graduate with a Bachelor's Degree in health and physical education, John played offensive tackle for the Nittany Lions in 1978 and 1979 until an injury confined him to the training room. He then served as an assistant strength coach with PSU from 1980 to

1983 working with the varsity athletes. He also worked as a teaching assistant for the PSU major's program on strength and conditioning.

A native of Toronto, Ohio, John and wife Jodi are the parents of son Jared and daughter Jordan.



STEVE LATIN Equipment Manager

Latin enters his eighth season as the Penguins equipment manager. He began working in the NHL with Detroit in 1980. After six years with the Red Wings, he moved on to Hartford where he worked as the Whalers assistant equipment manager the following two seasons.

A native of Dearborn, Michigan, Latin graduated from Eastern Michigan University in Ypsilanti with an associate's degree in business. He was selected to work as Team USA's equipment manager for the 1990 World Championships at Berne, Switzerland and the 1991

Canada Cup Tournament.

During the summer of 1994, he served as equipment manager for the Pittsburgh Phantoms during their inaugural season in the Roller Hockey International League. He resides in Pittsburgh's North Hills area.

FIRST NHL TEAM IN PITTSBURGH

The 1967-68 Penguins were not the first NHL team to represent Pittsburgh. That honor belongs to the Pittsburgh Pirates who were here for five seasons (1925-26 to 1929-30), posting records of 19-16-1, 15-26-3, 19-17-8, 9-27-8 & 5-36-3.

PENGUINS SCOUTS



GREG MALONE
Head Scout

Malone joined the Penguins' scouting staff in July of 1988 after an 11-year NHL playing career with Pittsburgh, Hartford and Quebec.

Hired to scout the Ontario area and CCHA in 1988-89, Malone was given additional responsibilities the following year as the team's head scout, a position he has held the past five seasons.

A Penguins center from 1976 to 1983, Malone ranks ninth on the club's all-time scoring list with 364 points. He ranks ninth in goals (143), 13th in assists (221) and is tied for ninth place with 495

games played. He recorded his best offensive season in 1978-79 when he led the Penguins in goals (35) and points (65).

Malone has operated his hockey school for the past seven summers in Pittsburgh for local youths. He resides in the Pittsburgh area with sons Ryan and Mark.




GILLES MELOCHE
Goaltending Coach & Scout

Meloche joined the Penguins' management team in December of 1989 as goaltending coach and scout and has served in that position the past five years.

An NHL goaltender for 17 plus seasons, Meloche played in 788 games and registered 270 career wins while playing with Chicago, California, Cleveland, Minnesota and Pittsburgh. He played in the Stanley Cup playoffs six consecutive years with Minnesota from 1980 to 1985, including the North Stars' drive to the Stanley Cup Finals in 1980-81. He ranks second on Minnesota's all-time list of

goaltenders in wins (141), shutouts (9) and games played (328).

Meloche first joined the Penguins' organization in September of 1985 via a trade and played his last three seasons as a Penguin before retiring from play in 1988. He resides in his hometown of Rosemere, Quebec with son Eric and daughter Annie.



LES BINKLEY
Scout

One of the original Penguins, Binkley started his NHL career in Pittsburgh's inaugural season after the 1967 NHL expansion.

He played five seasons with the Penguins from 1967 to 1972 and still holds the franchise record for most career shutouts with 11.

Binkley ranks fourth among Penguins goaltenders with 58 career wins and ranks fifth in goals against average with 3.12.

In 1972, he moved to the WHA where he played with Ottawa organization in 1977 serving as a scout and working on special assignments during the 1977-78 season. He was then hired by the Winnipeg Jets as their Chief Scout and served in that position from 1978 until 1989.

Binkley returned to the Penguins' organization in 1989 and has served on the scouting staff the past four seasons. He and wife Eleanor reside in Hanover, Ontario, and have two children, son Randy and daughter Leslie and four grandchildren.




HERB BROOKS
Scout

Brooks was the head coach of the Gold Medal winning 1980 United States Olympic Hockey Team. After the Olympics, he coached one season in Switzerland, before being named head coach of the New York Rangers. Brooks coached the Rangers for three and a half seasons.

Following his stint with the Rangers, Brooks coached St. Cloud University for one season (1986-87) and then served as head coach of the Minnesota North Stars for one season (1987-88). He was named head coach of the New Jersey Devils on

June 5, 1992, after serving as the coach of their main minor league affiliate (Utica) the previous season. Brooks coached the Devils for one season and had a record of 40-37-7.

Prior to coaching the Olympic Team in 1980, Brooks served as head coach at the University of Minnesota for seven seasons, from 1972-73 to 1978-79, winning three NCAA Championships. He played on the U.S. Olympic Teams in 1964 and 1968 and at the University of Minnesota. Brooks was elected to the U.S. Hockey Hall of Fame in 1990, and won the Lester Patrick Award for service to hockey in the United States in 1980. He served as a color commentator on SportsChannel America NHL broadcasts during the 1988-89 and 1989-90 seasons.



RALPH COX
Scout

A two-time All American at the University of New Hampshire, Cox played varsity hockey while earning a business degree at UNH. He is the Wildcats' all-time leading scorer with 243 career points and their all-time leader in goals with 127.

Cox was a member of the U.S. National Team in 1979 and participated in the U.S. Olympic program in 1980. From 1981-86 he worked in Europe as a player/coach for teams in Finland, Austria and Switzerland.

In 1989, Cox joined the Penguins' organization as the team's New England scout. Entering his sixth year on the Penguins' scouting staff, he and his wife Elizabeth reside in the Boston area with daughter Delia and son Dylan.



CHARLIE HODGE
Scout

Hodge begins his sixth year on the Penguins scouting staff.


As an NHL goaltender, Hodge played 12 years, including all or part of nine seasons with the Montreal Canadiens. In 1964, he won the Vezina Trophy as the NHL goaltender with the best goals against average, posting a 2.26 average while recording eight shutouts. In 1966, he shared Vezina Trophy honors with teammate Lorne Worsley. He was a member of five Stanley Cup Championship teams with Montreal in 1958, 1959, 1960, 1965 and 1966 and was named to the NHL's Second All-Star Team

in 1964 and 1965.

In 1967, he was drafted from Montreal by the California Seals in the NHL Expansion Draft. In 1969, he was loaned to Vancouver of the WHA and was drafted by Vancouver in the 1970 NHL Expansion Draft and retired as a player at the end of the 1970-71 season.

Hodge spent two plus seasons coaching in the Major Junior and Tier II leagues before joining the Winnipeg Jets' scouting staff in 1980. He and wife Sheila have three sons and five grandchildren and reside in Langley, British Columbia.

PENGUINS SCOUTS




MARK KELLEY
European Scout

Kelley enters his third year with the Penguins' organization after two successful seasons as the team's European Scout. In addition to his scouting responsibilities, Kelley spent the past two years based in Moscow as the Assistant General Manager for the Russian Penguins. His key acquisitions for the Central Red Army Team has enlarged their number of NHL drafted players to 10 over the past two years. His talent evaluations have also paid dividends for the Pittsburgh Penguins as the team has drafted seven Soviet players over the past two seasons.

Kelley spent the previous five years scouting for the Quebec Nordiques' organization serving as their New England scout from 1988 to 1990. At the conclusion of the 1989-90 season, his responsibilities increased as he was named Quebec's USA scout responsible for scouting the United States high school, college and junior ranks as well as cross-checking the Canadian Junior Hockey League.

A native of Waterville, Maine, Kelley attended Colby College where he played four years of varsity hockey serving as team captain his senior year. A left wing during his playing career, Kelley played in Lusteneau, Austria during the 1980-81 season. At the conclusion of the European hockey season, he joined the Binghamton Whalers of the American Hockey League where he played the final portion of the season.

Kelley served as an assistant hockey coach at Colby College from 1982 to 1984.




GLENN PATRICK
Scout

Patrick enters his second year on the Penguins scouting staff.

A defenseman throughout his playing career, Patrick broke into the pro ranks with Kansas City (CHL) in 1970-71. He spent the next eight seasons splitting time between the CHL, AHL, WHL and NHL including tenures with the St. Louis Blues, California Golden Seals and Cleveland Barons. In 1978, Patrick was a member of the U.S. National Team and played at the World Championships in Czechoslovakia.

In 1982, he accepted the position of head coach for the Peoria Prancers of the International Hockey League and served in that capacity for one year. Patrick returned to coaching in 1991 serving as assistant coach under John Brophy with the Hampton Admirals (ECHL) during the 1991-92 and 1992-93 seasons.

Born in New York, Patrick grew up in Massachusetts where his father Lynn Patrick served as coach then general manager of the Boston Bruins from 1950 to 1965. Brother of Penguins general manager Craig Patrick, he and wife Eleanor have a son, Curtiss, and daughter Veronica.



PHIL RUSSELL
Professional Scout

Russell enters his third year in the scouting ranks after coaching the Lumberjacks the previous five seasons. He also served as Assistant General Manager of the IHL Cleveland Lumberjacks in 1993-94 and 1994-95. He is responsible for evaluating player talent in the professional leagues.

In 1991-92, during his first year as head coach of the Lumberjacks, he guided his team to a 41-28-13 record and a trip to the Turner Cup Championship round against Kansas City. During his tenure with the Lumberjacks, the club won two East Division Championships, two Huber Trophy titles and one Turner Cup crown. He shared IHL Coach of the Year honors with Blair MacDonald after the Jacks won the Turner Cup Championship in 1988-89. Prior to joining the coaching ranks, Russell enjoyed a highly successful 15-year career as a defenseman in the NHL.

PENGUINS STAFF



Howard Baldwin, Jr.
Assistant to the
President



Taylor Baldwin
Director
Advertising Sales



Jeff Barrett
GM - Stingers



Jamie Belo
Dir. Game Night
Entertainment



Christine Black
Administrative
Assistant



Tracey Botsford
Executive
Assistant



Steve Bovino
Assistant Media
Relations Director



Eric Brandenburg
Accounting



Debbie Campbell
Assistant Box
Office Manager



Richard Chmura
Senior Account
Representative



Carol Coulson
Box Office
Manager



Greg Cribbs
Vice President &
General Counsel



Maryann Dayton
Receptionist



Paul Flati
Assistant
Equipment Manager



Kevin Hart
Controller



Elaine Heufelder
Executive
Assistant



Cindy Himes
Director of
Public Relations



Rich Hixon
Senior Sales Rep.
Stingers



Vikki Hultquist
Asst. Dir. Game
Oper. - Stingers



Jon Jones
Marketing
Representative



George Kirk
Director of Amateur
Hockey Development



Phil Langan
Vice President
Public Relations



Lois LeBaron
Receptionist



Jeff Mercer
Director of
Ticket Sales



Bill Miller
Director of
Special Projects



Paula Nichols
Executive
Assistant



Amy Novak
Director of
Promotions



Renee Petrichevich
Public Relations
Assistant



Barb Pilarski
Accounting



Allison Quigley
Marketing
Representative



Arden Robbins
Dir. Marketing &
Promo. – Stingers



Stella Robertson
Asst. Director
Ticket Sales



Nick Ruta
Asst. VP
of Operations



Chuck Saller
Director of Suite
Sales & Service



Harry Sanders
Director of
Media Relations



Bill Snyder
Assistant
Controller



Fred Traynor
Marketing
Representative



Steve Violetta
Advertising Sales
Representative



Bruce Weber
Advertising Sales
Representative



Terri Dobos Young
Marketing
Representative



Dave Hanson
General Manager



Alain Lemieux
Director of
Hockey



Suzanne Semanick
Director of Skating




Scott Baldwin
Director of
Operations



Dan Kaschak
Asst. Director
of Operations



Nicole Kaschak
Administrative
Assistant



THE PITTSBURGH CIVIC ARENA

Located in the heart of Pittsburgh, the Civic Arena serves a population of over 2.7 million people in the western Pennsylvania, eastern Ohio, and West Virginia regions. Centrally located, the Civic Arena is easily accessible from Pittsburgh's main and interstate highways.

Year-round, the Civic Arena offers a wide variety of entertainment with exciting tenants like the 1991 and 1992 Stanley Cup Champions Pittsburgh Penguins of the NHL, the Pittsburgh Stingers of the Continental Indoor Soccer League and University of Pittsburgh basketball. The Civic Arena hosts over 170 events annually from family spectacles such as Ice Capades and Sesame Street Live to major concerts such as Eric Clapton, Billy Joel, Metallica, Garth Brooks and Rod Stewart.

The Civic Arena boasts excellent seating capacity, flexible design and modern luxuries. The arena is capable of seating 17,181 for hockey games and up to 18,000 for concerts with 56 sky boxes, 420 in-arena luxury and 1,132 total luxury seats. The facility offers the flexibility of five different seating configurations and the luxury of the elegant Igloo Club which can accommodate over 400 people for pre-event dinners and banquets.

The Civic Arena features the largest retractable stainless steel roof in the world. Built in 1961, the arena was designed for use by the Civic Light Opera. Originally named the Civic Auditorium, the \$22 million facility was financed by a combination of public and private funds including outright grants from the City of Pittsburgh, Allegheny County and Edgar J. Kaufmann.

The arena project played a major role in the rapid growth Pittsburgh experienced in the late 50's and early 60's. The Bell Telephone building, Gateway Center, the Hilton Hotel, Mellon Square Park, and the Fort Pitt tunnel and bridge were all erected in that period.

Famous for its revolutionary architectural design, the Civic Arena's roof is constructed to open or close in 2 1/2 minutes. The roof – which has no interior supports

– is divided radially into eight leaves and is supported by a huge cantilever arm that arches 260 feet. Built from 2,950 tons of Pittsburgh steel, the mammoth dome roof measures 170,000 total square feet.

Home of the NHL's Pittsburgh Penguins, hockey enthusiasts refer to the arena by its nickname – "The Igloo". Since the arena opened in 1961, the building has undergone several expansion programs. In the years 1972-75, the press box was constructed, 23 "super boxes" were built, and the "E" section balconies were added to raise the seating capacity from the original 13,000 to over 17,000. The year 1991 marked the completion of a three-year, \$11.4 million renovation program, which included exterior landscaping, new A-level seating, reconstruction of the Igloo Club, the addition of new super boxes and the installation of computerized ice making equipment. In 1993, two additional balconies, six superboxes and a new club seating section were added to expand the total building capacity to 18,000. And the summer of 1994 brought the construction of six new superboxes and 27 in-arena luxury boxes.

Also, in 1994, the Penguins, at their expense, added two new balconies at the North and South ends of the arena which totaled 1,000 new seats; relocated the press box to the West side of the arena and expanded seating from 85 to 96 seats; constructed six new super boxes and 88 club seats where the old press box was located; and constructed 16 new 8-seat Golden Circle Boxes, located at each exit/entrance to the concourse.

Spectacor Management Group (SMG) is the management company for both the Civic Arena and Three Rivers Stadium. Philadelphia-based SMG is universally recognized as the world leader in the private management of public assembly facilities. SMG currently operates 55 facilities worldwide including the Los Angeles Coliseum, Louisiana Superdome, London Arena (England), Soldier Field (Chicago) and Long Beach Entertainment Center. SMG facilities combined host more concerts than any presenter in the world.

Twenty-two (22) professional sports teams and nine (9) major collegiate men's basketball and football programs make their home at SMG buildings. SMG facilities have hosted many prestigious events such as: the Democratic and Republican National Conventions, The Superbowl, The World Series, NCAA Men's Regional and Final Four Basketball Championships, NBA Championships, NHL Stanley Cup Finals, the 1984 Summer Olympics, and the Amnesty International World Tour.





OFFICIAL TRAINING CAMP OF THE PITTSBURGH PENGUINS

ICEOPLEX AT SOUTHPOINTE – FACILITY FOR THE FUTURE

ICEOPLEX AT SOUTHPOINTE, the Penguins new state-of-the-art training facility, is located in the Southpointe Development Project, a multi-purpose park in Cecil Township, Washington County, adjacent to the Southpointe Golf Club.

Southpointe Rink Associates, a partnership between the ownership of the Pittsburgh Penguins, Howard Baldwin, Morris Belzberg and Thomas Ruta, and Penguins superstar Mario Lemieux, entered into an agreement with Ice Specialty Entertainment Inc. in May of 1994 to build the facility. ICEOPLEX AT SOUTHPOINTE opened its doors to the public on May 20, 1995 and celebrated its Grand Opening on September 16, 1995.

The multi-purpose facility will serve as the official training center for the Pittsburgh Penguins. It features an NHL regulation ice surface. The facility contains separate Penguins areas including locker room, training room, weight room, lounge area, video room, and offices for the general manager and coaching staff.

ICEOPLEX offers 24 programs for both adults and children. The state-of-the-art training facility has hockey, figure skating, aerobics, jazz and ballet classes, in-line roller skating, indoor soccer, public skating sessions and a variety of other youth and adult activities.

ICEOPLEX AT SOUTHPOINTE's ice and roller hockey programs are directed by NHL veteran Alain Lemieux. Teams and leagues are developed according to ages and ability. The facility's skating school programs are directed by former National Skating Champion and Olympic and world competitor Suzy Semanick.

The Youth Ice Hockey program for ages 6 to 17 includes four instructional clinics, a weekly game with certified officials, a bi-weekly team practice, team jersey, championship trophies and complimentary public skating passes.

The Adult Ice Hockey program is for adults 18 years of age and older. An over 30-year-old league is also scheduled. The adult program includes a placement clinic, 20 league games and two playoff games with certified officials, championship trophies and league statistics and newsletters.

The Roller Hockey program has youth registration for ages 9 to 17 and adult registration for ages 18 and older. Both programs include 18 league games plus two playoff games with certified officials, team jerseys, statistical reports and championship trophies.

The ICEOPLEX ice and in-line skating school programs for both adults and children range from teaching the inexperienced skater to training the world-level competitor. The variety of programs include learn-to-play hockey, pick-up hockey, power skating, figure skating and ballet.

Upon enrollment, skating school participants receive two months of weekly class lessons, four complimentary public skating session passes, skate rental discounts, progress reports and certificates of achievement. Discounts are available for second family member enrollment.

MEET THE SOUTHPOINTE TEAM OF PROFESSIONALS . . .

A highly-regarded professional staff has been assembled to serve the public at the new facility. Penguins' President Jack Kelley announced on February 3, 1995, the appointments of Dave Hanson as general manager and Scott Baldwin as operations manager. Alain Lemieux was then hired as director of ice hockey and Suzy Semanick was named skating director.

Dave Hanson, General Manager

He joins the Penguins staff following a highly-successful three-year term as executive vice president and general manager of the Capital District Islanders and the Albany River Rats of the American Hockey League, where he was responsible for the club's financial, marketing and business operations. He played professional hockey from 1974-84, including stops with Detroit and Minnesota of the NHL, Minnesota, New England and Birmingham of the World Hockey Association and Providence and Adirondack of the American Hockey League.

Scott Baldwin, Operations Manager

He is responsible for supervision and maintenance of the entire facility, including maintenance of the ice and refrigeration equipment, and will be heavily involved in customer safety and service. A graduate of the highly-acclaimed Pratt Whitney Jet Training Program, he has worked as a jet engine mechanic for both Business Express Airlines and the Gas Turbine Corporation.

Alain Lemieux, Director of Ice Hockey

He last played in the NHL in 1986-87 with the Penguins after playing parts of five seasons with the St. Louis Blues and Quebec Nordiques. In 119 career NHL games, he recorded 72 points and had 10 points in 19 career playoff games. Prior to his ICEOPLEX AT SOUTHPOINTE appointment, he had spent 18 months serving as director of hockey operations for a Pittsburgh area ice facility.

Suzy Semanick, Skating Director


A Pittsburgh native, she competed for the United States in the 1988 Winter Olympics at Calgary, Alberta, finishing sixth in the championship dance competition. She also represented the US at the 1985 World Championships in Japan and the 1986 Championships in the United States. She has competed internationally in ice dancing since 1983 and joins Southpointe with a long list of credentials, including four first place titles, one silver medal and three bronze medals at the USA National Championships from 1983-91. She received numerous honors and awards throughout her career including the Pittsburgh Artistic Sportswoman of the Year Award in 1986, 1987 and 1988.

DIRECTIONS TO ICEOPLEX AT SOUTHPOINTE: Located off Route 79 South at Exit 10-A, Southpointe/Hendersonville. Stay in right hand lane after exit and bear right onto Southpointe Blvd. Follow Southpointe Boulevard for approximately two miles. ICEOPLEX AT SOUTHPOINTE is located on the left.

Phone: 412-745-6666, Fax: 412-745-6755

PENGUINS IN THE COMMUNITY ... MORE THAN A HOCKEY TEAM

The Penguins Community Relations program is truly a team effort ... It is players and coaches meeting Cystic Fibrosis 65 Roses Club members after home games ... It is Tom Barrasso talking to grade school youngsters in the Pittsburgh public school system and narrating an anti-drug video that has received rave reviews from school educators and law officials alike ... It is players and coaches visiting Children's, Veterans and St. Francis Hospitals ... It is Craig Patrick serving as Honorary Chairperson for the Pittsburgh Community Food Bank's annual drives ... It is Ken Wregget visiting the Pittsburgh area Boys and Girls Clubs ... It is players and coaches along with Mike Lange, Paul Steigerwald, Doug McLeod and Stan Savran making anti-drug school appearances ... It is Howard Baldwin



Goaltender Ken Wregget and Penguins' announcer Mike Lange sign autographs at Penguins/USX Annual Blood Drive.

endorsing and supporting a community program he feels is a privilege and not an obligation for the team ... It is the fans who donate thousands of dollars and thousands of pounds of food at Penguins' food drives ... It is Ken Wregget serving as Honorary Chairperson for the Penguins/USX Annual Blood Drive ... It is Bryan Trottier meeting with the Boy Scouts ... It is Local Union 57 donating its services to hand out posters for charity handout nights at the Civic Arena ... It is the Penguins' amateur hockey development director spending many nights with area amateur hockey organizations to help each group run a successful program for the benefit of the youngsters they serve ... It is the Penguins team and their wives raising over \$850,000 the past nine years for the fight against Cystic Fibrosis with the Penguins At Your Service annual dinner...It is the 13 Continuing Education Scholarships given the past three years to Pittsburgh inner-city high school seniors ... It is four years of awarding the Bob Johnson Scholarship to deserving Pittsburgh area students ... It is the Penguins community relations program, a fully-planned, comprehensive program that seeks to maximize the team's involvement with, and contributions to, charities, social service organizations, amateur sports programs and schools in the western Pennsylvania area.

ANTI-DRUG PROGRAM

The Penguins anti-drug effort is the heart of the team's community relations program. Included in the program are school appearances, an anti-drug video, production of anti-drug posters and television and radio public service announcements.

Players and coaches make school appearances throughout the season. The assemblies are emceed by Pens announcers Mike Lange, Paul Steigerwald, Doug McLeod and Stan Savran. Also taking part in the program are a DARE anti-drug information specialist or an FBI agent and a representative from St. Francis Hospital's drug dependency unit.

The Penguins have distributed over 250,000 anti-drug posters in the last four years to schools, amateur sports groups and western Pennsylvania police departments. The posters have also been used by the DARE program.

Over 2,500 copies of the Penguins anti-drug video "Goals For Life" have been distributed to area schools and police departments.

PENGUINS IN THE COMMUNITY . . . MORE THAN A HOCKEY TEAM

PENGUINS COMMUNITY AFFILIATIONS

The Penguins are involved with a wide range of community and social service organizations in the western Pennsylvania area. Some of the programs are very extensive and some are limited, but in all cases the Penguins presence has been very beneficial.

Included in the program are special events involving the entire team, individual player appearances, posters, public service announcements, hospital visits, articles in Penguins Magazine, use of the Penguins information booth on game nights, special handout and collection nights at the arena, as well as donations of reading materials to hospital patients and learn-to-read programs.

The groups who receive all or some of the above support programs are: Allegheny Valley School, Alzheimer's Disease Alliance, American Heart Association, Animal Friends, Ashley Barrasso Cancer Research Fund, The Greater Pittsburgh Community Food Bank, The Boy Scouts, Boys Clubs/Girls Clubs, Carnegie Library, Children's Hospital, Cystic Fibrosis Foundation, DARE, Diabetes Association, Pittsburgh Fire Department, Girl Scouts, Goodwill, The Greater Pittsburgh Community Food Bank, State Forestry Department, Habitat for Humanity, Junior Achievement, The Kidney Foundation, The Leukemia Society, Mothers Against Drunk Driving, Make-A-Wish Foundation, Mom's House, the National Autism Society, Pittsburgh School Board, PA Liquor Control Board, PA State Education Assoc., St. Francis Hospital, The Salvation Army, Allegheny County Special Olympics, Pennsylvania State Police, The United Way, Veterans' Hospitals, and the Pittsburgh Zoo.

Some of the very special programs involving some of the above organizations are: support of the Boy Scouts Spring and Fall Round Ups; extensive involvement with the Carnegie Library's Read To Me and Summer Reading programs; a practice and luncheon for the Make-A-Wish Foundation and its patients with all the Penguins players; the Adopt Your Favorite Penguin Player program with the Zoo; a poster contest with Junior Achievement and a Geography contest with the State Education Assoc.

HOSPITAL VISITS

Each year, the Penguins players and coaches make a visit to the Pittsburgh Children's Hospital and St. Francis Hospital.

The Penguins have had a long time affiliation with Children's Hospital. "The children are an inspiration to us," Penguins center Ron Francis emphasized. "Many of these kids are in life threatening situations, and yet they have a smile and an enthusiasm that is inspiring."

Pittsburgh has three Veterans facilities. In the past, both players and coaches have donated time to visit each of the three hospitals.

St. Francis is a major sponsor of the Penguins and is actively involved in the team's anti-drug program.

SCHOLARSHIPS

The Penguins have two scholarship programs: the Bob Johnson Scholarship and the Continuing Education Scholarships for Pittsburgh senior high school students.

The Penguins started the Johnson program in honor of the late Penguins coach who led the club to its first Stanley Cup Championship in 1991. Coach Johnson died less than six months later of brain cancer. The \$2,500 Johnson Scholarship sponsored by the Penguins and the Penguins Booster Club is presented to a western Pennsylvania high school senior for academic achievement, community service and

PENGUINS IN THE COMMUNITY . . . MORE THAN A HOCKEY TEAM

demonstrated leadership, sportsmanship and a positive attitude as a member of the student's high school hockey program. Applicants must have a 3.2 grade point average.

The Continuing Education Scholarship program was started in 1993 with three \$1,000 scholarships. The Penguins increased the number of scholarships to five in 1994 and will present eight in 1996. The scholarships are awarded on the basis of academic achievement, community involvement and participation in school activities. All applicants must have a 3.0 grade point average. The scholarship money can be used at a four-year college, a junior college or a professional technical school.

Over the past four years, the Penguins have awarded five Bob Johnson Scholarships and 13 Continuing Education Scholarships to deserving high school seniors.

FOOD AND TOY COLLECTIONS

In March of 1992, the Penguins held their first SCORE AGAINST HUNGER NIGHT for the benefit of the Greater Pittsburgh Community Food Bank. Two drives were held during the 1992-93 season and one was held in 1993-94. Fans attending the game on the food collection night are urged to bring a small bag of non-perishable food items. In return, fans receive a full color action poster of a Penguins player. Thus far, the four food drives have resulted in food donations totaling 1080 pounds and over \$3,000 in cash donations. Another food drive is scheduled during the 1995-96 season. The Penguins have combined with the Salvation Army for toy collection nights. Over 900 toys and \$809 were collected over the past two years. Another toy collection is scheduled for 1995-96.

PUBLIC SERVICE ANNOUNCEMENTS

The Penguins have supported a number of charitable organizations with the assistance of players, coaches and General Manager Craig Patrick through television and radio public service announcements. Over the past four seasons, the Penguins have made 41 PSAs. During the 1994-95 season, Penguins staff and players did PSAs for the American Diabetes Association, American Heart Association, Animal Friends Shelter, Anti-Drug School Program, Arthritis Foundation, Big Brothers and Big Sisters, Blood Bank, Boy Scouts, Boys & Girls Clubs, Carnegie Library, Cystic Fibrosis Foundation, Food Bank, Habitat for Humanity, Junior Achievement, Kidney Foundation, Multiple Sclerosis Society, PA Liquor Control Board, Pittsburgh Zoo, Salvation Army, Special Olympics, State Police Safety Belt Program and the YMCA.

KBL Prime Sports produced the television PSAs while Bill DiFabio's Sports Call produced the radio messages. The Penguins have 10 television and 10 radio PSAs scheduled for the 1995-96 season.

POSTERS

Last season, the Penguins were featured in six posters that were produced for local charities and social service groups. A total of 173,000 posters were printed and distributed. The major poster was the Penguins anti-drug poster. Some 50,000 copies were distributed to police departments, schools, amateur sports groups and after school groups. During the 1994-95 season, Penguins-related posters were produced for the Central Blood Bank, Greater Pittsburgh Food Bank, Junior Achievement, PA Liquor Control Board, St. Francis Health Foundation and the Penguins Anti-Drug Program. There will be at least six Penguins-related posters during the 1995-96 season.

PENGUINS IN THE COMMUNITY . . . MORE THAN A HOCKEY TEAM

PENGUINS INFORMATION BOOTH AND PENGUINS MAGAZINE

Due to the hectic in-season game and travel schedules, the Penguins can only fill a portion of the requests for player and staff appearances that come from local groups. However, there are several other ways the team can assist these organizations.

One of the most successful non-player activities that the Penguins have started is allowing organizations to use the Penguins information booth on a game night to distribute literature to the 17,000 plus fans who are interested. Public address and messageboard announcements alert the fans to the organization in the booth at each game. In addition, a feature story on the organization appears in Penguins Magazine that evening. Last year, 21 charity, social service and public service organizations used the information booth.

PENGUINS AT YOUR SERVICE DINNER

Penguins Director of Public Relations Cindy Himes started this event for the benefit of the Cystic Fibrosis Foundation in 1986. Over the past nine years, the dinner has raised over \$850,000 for successful research into discovering a cure for cystic fibrosis. The black-tie affair has turned into one of the major social events of the year in Pittsburgh.

Penguins players work as waiters at the event, which also includes a major fund raising auction at the end of the evening.



Jaromir Jagr works as a waiter at the Penguins At Your Service Dinner.

PENGUINS/USX BLOOD DRIVE

Last August, the fourth annual Penguins/USX (formerly US Steel) Blood Drive for the benefit of the Pittsburgh Central Blood Bank was held at the USX Tower Building. During the first three years, a total of 1553 people donated blood during the three-day drives. This past August, there were 418 donors making it the second largest blood drive in the history of the USX Tower. Penguins players, announcers and staff appear at the event to sign autographs for the donors, and the team also contributes a variety of raffle prizes.

PENGUINS CARNIVAL

The Penguins Carnival was started in August of 1992 to benefit local charities or social service groups and was a major success with a crowd of over 10,000 people attending the day-long event. Last September 9, the Penguins teamed up with the Pittsburgh Zoo to host the first "Penguins Festival at the Zoo", formally known as the Penguins Carnival. Proceeds from the day-long event were donated to the Zoo's Kids Kingdom, the Aqua Zoo which houses the penguins exhibit, and the Pittsburgh Penguins Scholarship Fund.

The festival is basically an opportunity for Penguins fans, especially families, to get autographs of players and coaches, see unique exhibits, play a wide variety of games, meet the Penguins and Stingers mascots, win Penguins raffle prizes and enjoy the atmosphere of wild exotic animals at the Zoo.

AMATEUR HOCKEY DEVELOPMENT PROGRAM

The Pittsburgh Penguins Amateur Hockey Development Office, under the direction of George Kirk, is in place to service the needs of amateur hockey players and to help foster the growth of hockey in the Pittsburgh Penguins' market area.

"The Penguins Amateur Hockey Development Office has been a strong partner in the growth of amateur hockey in western Pennsylvania for a number of years, and the leadership will continue in the years ahead," Penguins Chairman of the Board Howard Baldwin remarked. "The Penguins stand ready and willing to help amateur hockey maintain its growing popularity among youngsters of all ages."

The goals and objectives of the Penguins Amateur Hockey Office run parallel with that of USA Hockey by placing a very strong emphasis on character development through athletic competition and academic excellence. It is the feeling of the Penguins that a well-rounded youth will be the strongest contributing member of society as well as a future hockey fan.

A look at the program....

CLINICS: The Penguins host and sponsor coaches' clinics as well as Learn-to-Play Hockey Clinics which are critical to the development of the sport in the area.

TRI LINES: Noted as one of the top local amateur hockey publications in the country, Tri Lines provides meaningful information to local hockey families, including articles on the proper approach to youth hockey as well as statistics and other related material. It is completely subsidized by the Penguins.

TAHA: The Tri-State Area Hockey Association is the umbrella organization for all local associations. The Penguins work very closely with TAHA in pursuing common objectives. Pens Amateur Hockey Development Director George Kirk served as president of TAHA for seven years and currently serves on the board.

PENS STREET PALS: In conjunction with the National Hockey League and the NIKE/NHL Street Program, the Amateur Hockey Development Office is sponsoring and helping to administer a street hockey program in which equipment is donated to local school districts and community centers in an effort to get more children playing hockey. As of September 1995, there were 13,000 youngsters enrolled in the Pens Street Pals program.

ADVISORY: The Penguins Amateur Hockey Development Office provides information and advice on how to most efficiently operate an amateur hockey program from top to bottom.

HIGH SCHOOL HOCKEY: Playoffs among western Pennsylvania high school teams at A, AA and AAA levels are co-sponsored by the Penguins at the Civic Arena each year. The teams play for the Penguins Cup championship at each level. The permanent Penguins Cup trophy itself stands over three feet high and was donated and is maintained by the Penguins. State playoffs and the annual All-Star games are both sponsored and promoted by the Penguins as well as a player of the month award.

TAPE AND PUBLICATION LIBRARY: Top level instructional material is made available free of charge to local coaches through the Amateur Hockey Development Office.

USA HOCKEY: The Penguins work closely with USA Hockey in promoting programs and relaying important information to local players and coaches.

PAHL: The Pittsburgh Amateur Hockey League is the developmental forum where young hockey players refine their fundamental skills. The Penguins work closely with the PAHL to enhance various programs and reinforce the priorities of the game.

SUMMER STIX GOLF TOURNAMENT: The Penguins annually host a golf tournament for the benefit of youth hockey. This exclusive outing features all of the Penguins' players and coaches and is considered to be one of the top benefit tournaments in Pittsburgh.

COACHES ASSOCIATION: The Penguins Amateur Hockey Development Office is currently working with local coaches in the development of a highly-efficient, coordinated association that will help amateur hockey to take giant strides in the years ahead.

THE RUSSIAN PENGUINS



The agreement between the Pittsburgh Penguins and the Central Red Army team that was signed in June of 1993 was the first international sports marketing joint venture between a United States professional team and a European sports franchise. The marriage of exciting American sports entertainment to the rich Russian hockey tradition has produced sold out arenas and nationally televised games.

Last year the great crowds continued and the team showed great improvement. The team's average attendance soared from 500 fans in 1992-93 to 4,800 in 1993-94 while Moscow's three other teams, Dynamo, Spartak and the Soviet Wings averaged under 1,000.

On November 7, 1993, the Russian Penguins sold out the Sport Palace with over 6,000 fans crammed into an arena that holds 5,600. The sellout was their first since 1984 during the glory years with such stars as Vlachoslav Fetisov, Vladimir Krutov, Igor Larionov and Sergei Makarov.

CSKA fans appreciate good hockey and enjoy western style sports entertainment. Russian Penguins games featured light shows, rock and roll music, Olympic gold medal figure skaters, circus acrobats, dance teams, fan penalty shots against professional goaltenders, legends tributes, and even dancing bears.

Hockey enthusiasts who once wore CSKA jerseys, featuring the communist hammer and sickle, are now wearing clothing with the team's new Russian Penguins logo.

Numerous hockey stars and celebrities attend the Russian Penguins games and the Ice Palace is becoming the "place to be seen" for entertainers, politicians, even the grand generals of the Russian Army.

The Russian Penguins also captured the attention of major media outlets in the United States during its inaugural season. The team was featured in Business Week, Time Magazine, and Sports Illustrated and on CBS, NBC and CNN television.

"The agreement with the Central Red Army team has been very successful on just about every level," Penguins Chairman of the Board Howard Baldwin remarked. "Equally as important, we have helped to bring back the great tradition of the Central Red Army team to its fans. We have retired numbers of the all-time greats, that has been received by everyone and it strengthened the bond between the ownership, the fans and the Army."

"The fact that 10 members of the Central Red Army team have been taken in the past two NHL Drafts, certainly shows the major improvements that have been made."

In June of 1994, Disney Sports Enterprises, Inc., announced that it had purchased an interest in Penguins Army (International) Ltd., (PAIL), as part of a three-way working agreement with the Central Red Army hockey team and the Pittsburgh Penguins hockey club. This agreement provides Disney Sports Enterprises, Inc., with some operational control and certain ownership rights in the Central Red Army hockey team.

"This three-way agreement is 'historical' for all parties concerned," said Disney Sports Enterprises, Inc., President Tony Tavares. "Our association with the Central Red Army hockey team provides us with the opportunity to market a legendary Russian team worldwide and gives us an active involvement in the development of Russian hockey talent.

Both Tavares and Penguins' Chairman of the Board Howard Baldwin feel this is just the beginning of many opportunities in Europe for professional hockey.

"Obviously, the Penguins ownership is thrilled about Disney joining us in this unique agreement," Baldwin said. "Their marketing skills, their expertise in international business and their total dedication to doing everything in a first-class manner make them an ideal partner for the Pittsburgh Penguins.

"The merchandising opportunities with Disney on board are tremendous. However, just as important is the fact that the Russian people will benefit from the agreement between the three parties since it allows us to do a number of new things to complement and support the great tradition of Central Red Army Hockey."

The Central Red Army organization and Russia have produced many top NHL performers over the past few years including Vancouver's Pavel Bure, Detroit's Sergei Fedorov, San Jose's Sergei Makarov and Igor Larionov, New York's Sergei Zubov, Vancouver's Alexander Mogilny and Buffalo's Alexei Zhitnik.

THE MARIO LEMIEUX FOUNDATION

Pittsburgh Penguins superstar Mario Lemieux announced in July of 1993 that he had formed the Mario Lemieux Foundation to assist cancer research programs.

The Foundation's support is available to organizations and research hospitals throughout the United States and Canada. Pittsburgh Penguins' staff personnel handle the day-to-day administration of the Foundation, but all grants are made by a Board of Directors headed by Lemieux.

"As I went through the treatments for Hodgkin's disease in the winter of 1993, I began to realize how fragile life can be," Lemieux said. "I saw how fortunate I was to be able to play the greatest game in the world, enjoy two Stanley Cup Championship seasons and have the financial freedom to do the things I like. But what about the people who are not as fortunate? I felt that I had to give something back to the community, and this is when I decided to form the Lemieux Foundation.

"Cancer research has always been important to me and is the major focus of the Foundation. However, we will assist other civic and charity programs as the need arises. I have a hand in all the decisions of the Foundation, although the Penguins' staff handles the basic administration on a daily basis. Our board of directors meets four times a year to make final decisions on grants.

"I am very excited about the Foundation. I think my success as an athlete will help to attract some major donors, which in turn will allow us to help a lot of people in many ways. The Foundation is not just a short-term project. I look at it as a life-long opportunity to give something back to those less fortunate."

In addition to Lemieux, the Foundation's Board of Directors include his wife, Nathalie, Penguins' Chairman of the Board Howard Baldwin and his wife Karen, President Jack Kelley, C. Kent May, partner in the law firm of Eckert, Seamans, Cherin & Mellot and Thomas Grealish, vice president of Henderson Brothers. Lemieux serves as president of the Foundation, and Kelley is the executive director.

Among the fundraising projects for the Foundation is a celebrity golf tournament that started this past July. The Lemieux Foundation is currently considering a wide range of grant applications for cancer research programs. In addition, the Foundation donated \$10,000, this past summer, to child care centers in Oklahoma City to assist victims of the bombing at the Murrah Building.

"Mario's decision to proceed with the Foundation is a reflection of his ongoing concern for others," Baldwin said. "He is a unique individual both on and off the ice and is certainly one of the most respected athletes in the world today."

Although he has been the dominant player in the National Hockey League for the last decade, Lemieux's greatness was most evident in the 1992-93 season. He was scoring at a record-breaking pace and was on target to break Wayne Gretzky's single season scoring record for points. However, on January 15, 1993 he announced that he had been diagnosed with Hodgkin's disease.

Lemieux missed 20 games while undergoing radiation treatment, but when he returned on March 2nd, he went on a feverish scoring pace that brought him the NHL scoring title, the Hart and Masterton Trophies and First Team All-Star Center honors. It also sparked the Penguins to an NHL record 17-game winning streak. Lemieux scored 69 goals and added 91 assists for 160 points in just 60 games. He also led the league in plus/minus with a plus 55.

"Considering all the factors involved, Mario's performance after his return from the radiation treatments has to be considered one of the greatest feats in the history of professional sports," Penguins' General Manager Craig Patrick remarked. "I thought I had seen it all with this young man, but he gave us new visions and new dimensions with his play after his return.

"The Foundation is a great idea and knowing Mario, he will make sure that it is highly successful."



THE

PLAYERS






TOM BARRASSO

35

Goaltender

HT/WT: 6' 3" 211 lbs. **Catches:** Right **Age:** 30
Born: Boston, Massachusetts, March 31, 1965

Acquired: Traded by Buffalo to Pittsburgh with Buffalo's third round draft choice in 1990 Entry Draft for Doug Bodger and Darrin Shannon on November 12, 1988.



CAREER HIGHLIGHTS

FIRST NHL GAME: Oct. 5, 1983 - a 5-3 Buffalo win vs Hartford.

FIRST NHL WIN: Oct. 5, 1983 - a 5-3 Buffalo win vs Hartford.

FIRST NHL SHUTOUT: Jan. 18, 1984 - a 4-0 Buffalo win at Los Angeles.

MILESTONES ACHIEVED: 100th win (12/23/87 at Detroit)...200th win (3/19/92 vs Quebec)...500th game (4/7/93 vs Montreal)...250th win (11/18/93 vs Washington).

MILESTONES WITHIN REACH: (Current total): 600 games (548)...300 wins (266).

CAREER RECORD VS.

Team	GP	MIN	GA	SO	AVG	W-L-T	Team	GP	MIN	GA	SO	AVG	W-L-T
Anaheim	1	65	2	0	1.85	0-0-1	NY Rangers	37	2145	121	1	3.38	18-13-4
Boston	44	2602	152	2	3.51	21-15-7	Ottawa	4	240	5	1	1.25	3-1-0
Buffalo	11	639	32	0	3.01	7-4-0	Philadelphia	32	1854	96	2	3.11	15-11-4
Calgary	16	829	48	0	3.47	8-7-0	Pittsburgh	11	655	35	0	3.21	4-3-3
Chicago	19	1149	77	0	4.02	10-8-1	Quebec	36	2066	126	0	3.65	17-14-3
Dallas	13	729	43	0	3.54	5-5-2	San Jose	6	370	14	1	2.27	4-0-2
Detroit	23	1374	74	1	3.23	10-6-7	St. Louis	21	1157	61	0	3.16	10-6-3
Edmonton	14	803	61	1	4.56	4-9-1	Tampa Bay	3	185	8	0	2.59	2-0-1
Florida	1	60	3	0	3.00	1-0-0	Toronto	17	1021	58	1	3.41	10-6-1
Hartford	45	2593	146	3	3.38	21-17-4	Vancouver	13	748	50	0	4.01	8-5-0
Los Angeles	19	1084	66	1	3.65	6-10-2	Washington	31	1705	96	1	3.38	17-11-2
Montreal	35	1956	111	2	3.40	11-17-5	Winnipeg	20	1240	67	1	3.24	14-7-0
New Jersey	44	2500	145	2	3.48	23-12-6	TOTAL	548	31555	1802	21	3.43	266-197-61
NY Islanders	32	1786	105	1	3.53	17-10-2							

1994-95 SEASON REVIEW

Underwent surgery to repair tendon and cartilage damage in his right wrist on Jan. 20, 1995...Originally hurt his wrist during the 1994 playoffs against Washington...Returned to practice on April 3...Missed the first 43 games of the season...Returned to the lineup on April 26 at New Jersey, making 31 saves in a 3-3 overtime tie...Played in one other regular season game, suffering a 5-2 loss at Boston on April 30...**PLAYOFFS** Played in two games during the first round against the Washington Capitals...In his only start, allowed six goals in a 6-2 loss in Game Four on May 12...Replaced Ken Wregget in Game Three on May 10 at the start of the third period, allowing two goals and was not involved in the decision.

PRO CAREER

1983-84: Was selected by the Buffalo Sabres in the first round of the 1983 Entry Draft...Was drafted fifth overall, the highest a goalie has ever been drafted...Played in his first game at the age of 18...Won the Vezina Trophy as the NHL's best goaltender and the Calder Trophy as the NHL's rookie of the year...One of only four goalies to win both awards in the same



season...Was the first US-born player to win the Calder Trophy since 1939 and the first goalie to win the award since 1972...Also in his rookie season, was named to the First All-Star Team and to the All-Rookie Team...Ranked second in the league with a goals against average of 2.84.

1984-85: Shared the William Jennings Trophy with Bob Sauve, while finishing second in the Vezina Trophy voting behind Pelle Lindbergh of Philadelphia... Led the NHL with a goals against average of 2.66 in 54 games and shutouts with five...Finished eighth in the league with 25 wins...Was named to the Second All-Star Team...Voted to start the 1985 NHL All-Star Game in Calgary, allowing two goals in 30 minutes of play...Had a career-high shutout streak of 169:48...Selected as the Sabres MVP.

1985-86: Finished tied for third in the league in wins with 29...Finished tied for third in the league in games played with 60...Faced 1,778 shots, the second most in the league.

1986-87: Recorded two shutouts during the season, which was tied for third in the NHL...Recorded 17 of the Sabres 28 total victories.

1987-88: Was again second in the Vezina voting, this time to

Edmonton's Grant Fuhr...Was tied for fifth in wins with 25 and was tied for third with a save percentage of .896...Was named NHL Player of the Month in January 1988, the first Sabre ever so honored...Was again named the Sabres MVP.

AMATEUR and PROFESSIONAL PLAYING RECORD

SEASON	TEAM	LEAGUE	GP	REGULAR SEASON							PLAYOFFS						
				W-L-T	MP	GA	SO	AVG	GP	W-L	MP	GA	SO	AVG			
1981-82	Acton-Boxboro	HS	23	-	-	32	7	1.39	-	-	-	-	-	-	-	-	-
1982-83	Acton-Boxboro (a)	HS	23	-	-	17	10	0.73	-	-	-	-	-	-	-	-	-
1983-84	Buffalo (bcde)	NHL	42	26-12-3	2475	117	2	2.84	3	0-2	139	8	0	3.45			
1984-85	Buffalo (fg)	NHL	54	25-18-10	3248	144	*5	*2.66	5	2-3	300	22	0	4.40			
1985-86	Rochester	AHL	5	3-1-1	267	6	1	1.35	-	-	-	-	-	-	-	-	-
1985-86	Buffalo	NHL	60	29-24-5	3561	214	2	3.61	-	-	-	-	-	-	-	-	-
1986-87	Buffalo	NHL	46	17-23-2	2501	152	2	3.65	-	-	-	-	-	-	-	-	-
1987-88	Buffalo	NHL	54	25-18-8	3133	173	2	3.31	4	1-3	224	16	0	4.29			
1988-89	Buffalo (h)	NHL	10	2-7-0	545	45	0	4.95	-	-	-	-	-	-	-	-	-
	PITTSBURGH	NHL	44	18-15-7	2406	162	0	4.04	11	7-4	631	40	0	3.80			
1989-90	PITTSBURGH	NHL	24	7-12-3	1294	101	0	4.68	-	-	-	-	-	-	-	-	-
1990-91	PITTSBURGH	NHL	48	27-16-3	2754	165	1	3.59	20	12-7	1175	51	1*	*2.60			
1991-92	PITTSBURGH	NHL	57	25-22-9	3329	196	1	3.53	*21	*16-5	*1233	58	1	2.82			
1992-93	PITTSBURGH (f)	NHL	63	*43-14-5	3702	186	4	3.01	12	7-5	722	35	*2	2.91			
1993-94	PITTSBURGH	NHL	44	22-15-5	2482	139	2	3.36	6	2-4	356	17	0	2.87			
1994-95	PITTSBURGH	NHL	2	0-1-1	125	8	0	3.84	2	0-1	80	8	0	6.00			
	NHL TOTALS		548	244-197-61	31555	1802	21	3.43	84	47-34	4860	255	4	3.15			
	PGH TOTALS		280	142-95-33	16092	957	8	3.57	72	44-26	4197	209	4	2.99			

* - League-leading figure

a - June, 1983 - Drafted by Buffalo in 1983 NHL Entry Draft. First Sabres pick, fifth overall, first round.

b - NHL First All-Star Team (1983-84)

c - Won Vezina Trophy (1983-84)

d - Won Calder Memorial Trophy (1983-84)

e - NHL All-Rookie Team (1983-84)

f - NHL Second All-Star Team (1984-85 & 1992-93)

g - Shared William Jennings Trophy with Bob Sauve (1984-85)

h - November, 1986 - Traded with Buffalo's third round choice in 1990 Entry Draft by Buffalo to Pittsburgh for Doug Bodger and Darrin Shannon.

TOM BARRASSO

1988-89: Was acquired by Pittsburgh from Buffalo, playing in 44 games with the Penguins...Set a club record 57 saves on March 12, 1989 at Chicago in a 6-5 victory.

1989-90: Missed 23 games due to a broken right wrist suffered on Oct. 14 vs Montreal and 23 games due to a leave of absence given by the team on Feb. 9, due to his daughter's illness.

1990-91: Set a club record with 27 wins (which he has since broken)...Named NHL Player of the Month for December 1990, playing in seven games and recording a goals against average of 2.29 and a record of 7-0-0...Tied a club record with seven consecutive victories from Dec. 3-31 (which he has since broken)...Led all goalies in the playoffs with a goals against average of 2.60, was second in wins with 12 and finished first with a .919 save percentage...Recorded his first career playoff shutout in the Stanley Cup clinching game on May 25, 1991 at Minnesota (8-0).

1991-92: Was tied for 10th in the league with 25 wins...Set the club record for victories on the road with 12 (which he has since broken)...Won the last 11 games of the playoffs to set an NHL record for consecutive wins in the playoffs...Recorded a 2.14 goals against average in the last 11 games of the playoffs...Won 16 overall games in the playoffs, which ties an NHL record for wins in a single playoff year.

1992-93: Was named to the NHL Second All-Star Team and finished second to Ed Belfour (Chicago) in the voting for the Vezina Trophy...Led the NHL with 43 victories, which was a single-season personal career high...Finished third in the league with a goals against average of 3.01 and fourth in save percentage (.901)...Led the NHL with a .722 winning percentage...Had a club-record 14-game winning streak from March 9 to April 9...Had a consecutive shutout streak of 118:18 from Feb. 8-10, the second longest in team history...Broke Denis Herron's club record for career wins with his 89th on Nov. 20 at New Jersey...Set team records for the most wins (43), home wins (24) and road wins (19) in a season...Tied the club record for the most games played by a goaltender (63), set by Greg Millen in 1980-81...Recorded eight assists to set a club record for assists in a season by a goaltender...Won the first three games of the 1993 playoffs to extend his playoff winning streak to an NHL record 14 games.

1993-94: Led the team with 22 wins, his eighth season with 20-or more wins...Set the record for the most victories by an American-born goalie with his 253rd win on Feb. 15 vs the Winnipeg Jets, breaking the record held by Frank Brimsek...Won his 250th game on Nov. 18 vs Washington...Missed 30 games due to injury during the season, including 14 with a sprained left knee suffered on Dec. 28 vs Philadelphia.

HIGH SCHOOL CAREER

Played four seasons with Acton-Boxboro High School near Boston, receiving All-Scholastic honors each year.

INTERNATIONAL CAREER

1983 WORLD JUNIOR CHAMPIONSHIP: Played in the 1983 World Junior Championships in Leningrad for the United States Team...Played in four games, and had a goals against average of 3.04 and a record of 1-2-0...Other members of that team, who went on to play in the NHL, were John Vanbiesbrouck, Tony Granato, Brian Lawton, Rick Zombo and Kelly Miller.

1984 CANADA CUP: Played in five of Team USA's six games, recording a goals against average of 3.10 and a record of 2-2-1.

1987 CANADA CUP: Played in one game for Team USA, allowing five goals in a 5-1 loss to the Soviet Union.

PERSONAL

Tom and wife Megan have three daughters, Ashley (8), Kelsey (6) and Mallory (3)...Resides in Pittsburgh year-round...Enjoys spending time with his family.

TOM BARRASSO

CAREER NOTES

- Ranks 20th in NHL History in career wins with 266 and fifth among active goalies.
- Ranks 25th in NHL History in career games played with 548 and fifth among active goalies.
- Is tied for fourth among active goalies with 21 career shutouts.
- Is the all-time leader among American-born goaltenders in wins (266), games played (548) and ranks third in shutouts (21).
- Ranks second among goaltenders in career assists with 40, trailing the all-time leader, Grant Fuhr by one.

PENGUINS CLUB RECORDS

- Holds the club record for the most career wins (142), and ranks second in shutouts (8), games played (280) and minutes played (16,092).
- Holds the club record for the most wins in a season (43 in 1992-93), most home wins in a season (24 in 1992-93) and most road wins in a season (19 in 1992-93).
- Holds the club record for the longest winning streak (14 in 1992-93) and the longest unbeaten streak (15 in 1992-93).

PLAYOFF NOTES

- One of only five active goaltenders to have won at least two Stanley Cups.
- Holds the club playoff records for goaltenders for the most games played (72), wins (44) and shutouts (4).
- In the Stanley Cup Finals, has a goals against average of 2.47 and a record of 7-2.
- Holds the NHL Playoff record for the longest winning streak in playoff history, winning 14 straight games from the last 11 games of the 1992 Playoffs through the first three games of the 1993 Playoffs.
- Is tied for the NHL Playoff Record for the most wins in one playoff year, 16, set during the 1992 Playoffs.

HONORS AND AWARDS

- One of only four goalies in NHL History to win the Vezina Trophy and the Calder Trophy in the same season (1983-84).
- Has been named to the First All-Star Team once (1983-84) and to the Second All-Star Team twice (1984-85 & 1992-93).
- Named to the NHL All-Rookie Team in 1983-84.
- Shared the William Jennings Trophy with Bob Sauve in 1984-85.
- Named as one of the Ten Outstanding Young Americans by the United States Jaycees in January of 1994.

BARRASSO'S PLACE AMONG ACTIVE GOALTENDERS

GAMES PLAYED		WINS		SHUTOUTS	
1. Beupre	622	1. Moog	313	1. Belfour	28
2. Fuhr	596	2. Fuhr	290	Roy	28
3. Moog	582	3. Roy	277	3. Vanbiesbrouck	21
4. Hrudey	565	4. Vernon	267	BARRASSO	21
5. BARRASSO	548	5. BARRASSO	266	Moog	21




DRAKE BEREHOWSKY

55

Defense

HT/WT: 6' 2" 211 lbs. **Shoots:** Right **Age:** 23
Born: Toronto, Ontario, January 3, 1972

Acquired: Traded by Toronto to Pittsburgh for Grant Jennings on April 7, 1995.



CAREER HIGHLIGHTS

MILESTONES ACHIEVED: 100th game (1/25/95 vs Vancouver).

MILESTONES WITHIN REACH: (Current total): 200th game (128).

FIRST NHL GAME: October 4, 1990 - in a 7-1 Toronto loss at Winnipeg.

FIRST NHL POINT: October 10, 1990 - an assist in an 8-5 Toronto loss vs Quebec.

FIRST NHL GOAL: December 1, 1992 - in an 8-3 Toronto loss at New Jersey vs Chris Terrerri.

MOST GOALS, GAME: 1 - Six times.

MOST ASSISTS, GAME: 3 - March 10, 1993 - in a 5-3 Toronto win vs Hartford.

MOST POINTS, GAME: 3 - March 10, 1993 - in a 5-3 Toronto win vs Hartford (3a).

CAREER RECORD VS

TEAM	GP	G	A	PTS	PIM	TEAM	GP	G	A	PTS	PIM
Anaheim	4	0	0	0	0	NY Islanders	1	0	1	1	2
Boston	3	0	0	0	7	NY Rangers	3	0	0	0	7
Buffalo	3	0	0	0	2	Ottawa	4	0	1	1	6
Calgary	6	0	1	1	2	Philadelphia	2	0	0	0	5
Chicago	15	0	3	3	18	Pittsburgh	2	0	1	1	0
Dallas	7	1	1	2	0	Quebec	4	0	1	1	4
Detroit	9	0	0	0	7	San Jose	5	0	1	1	12
Edmonton	11	1	4	5	15	St. Louis	9	1	1	2	21
Florida	1	0	0	0	0	Tampa Bay	6	0	4	4	6
Hartford	4	0	4	4	9	Toronto	-	-	-	-	-
Los Angeles	6	1	0	1	23	Vancouver	5	0	0	0	4
Montreal	1	0	0	0	0	Washington	2	0	1	1	2
New Jersey	3	1	0	1	9	Winnipeg	12	1	2	3	16
TOTALS							128	6	26	32	177

1994-95 SEASON REVIEW


Was acquired from the Toronto Maple Leafs on April 7 for Grant Jennings...Recorded two assists in 25 games for Toronto...Played in his first game with the Penguins on April 10 at Ottawa...Played in four games with the Penguins, recording no points and was a plus one.
PLAYOFFS: Played in one game during the playoffs for the Penguins, recording no points.

PRO CAREER

1990-91: Started the season with Toronto, before being returned to his junior team in October.

1991-92: Played in one game with Toronto and six playoff games with St. John's after spending most of the season with North Bay (OHL).

1992-93: Began the season with Toronto, before being assigned to St. John's on Dec. 17...Was recalled on March 4 and dressed for 19 of the Maple Leafs' last 20 games...Missed the playoffs after sustaining torn ligaments in his right knee on April 15 at Chicago.



1993-94: Spent the off-season rehabilitating his right knee after reconstructive surgery in April and missed the entire pre-season schedule...Was assigned to St. John's (AHL) on Oct. 14 for conditioning purposes and was recalled on Nov. 11...Was assigned once more to St. John's on Jan. 21 and recalled on Jan. 30...Scored two goals with Toronto, both were game-winning goals.

JUNIOR CAREER

1989-90: Playing for Kingston (OHL), suffered ligament damage to his left knee on October 13 and underwent reconstructive surgery four days later and missed the remainder of the season.

1991-92: Was named the Canadian Major Junior Defenseman of the Year...Playing for North Bay, recorded 82 points (19+63) in 62 games...Also was selected to the OHL First All-Star Team.

PERSONAL

Single and spends his off-season at a cottage near Toronto...Enjoys reading and playing racquetball...Has one sister and brother.

AMATEUR and PROFESSIONAL PLAYING RECORD

SEASON	TEAM	LEAGUE	GP	G	A	REGULAR SEASON										PLAYOFFS				
						PTS	PIM	+/	PP	SH	GW	S	GP	G	A	PTS	PIM			
1988-89	Kingston	OHL	63	7	39	46	85	-	-	-	-	-	-	-	-	-	-	-	-	-
1989-90	Kingston (a)	OHL	9	3	11	14	28	-	-	-	-	-	-	-	-	-	-	-	-	-
1990-91	Toronto	NHL	8	0	1	1	25	-6	0	0	0	4	-	-	-	-	-	-	-	-
	Kingston	OHL	13	5	13	18	38	-	-	-	-	-	-	-	-	-	-	-	-	-
	North Bay	OHL	26	7	23	30	51	-	-	-	-	-	-	-	-	-	-	-	-	-
1991-92	Toronto	NHL	1	0	0	0	0	0	0	0	0	0	10	2	7	9	21	-	-	-
	North Bay (bc)	OHL	62	19	63	82	147	-	-	-	-	-	-	-	-	-	-	-	-	-
	St. John's	AHL	-	-	-	-	-	-	-	-	-	6	0	5	5	21	-	-	-	-
1992-93	Toronto	NHL	41	4	15	19	61	1	1	0	1	41	-	-	-	-	-	-	-	-
	St. John's	AHL	28	10	17	27	38	-	-	-	-	-	-	-	-	-	-	-	-	-
1993-94	Toronto	NHL	49	2	8	10	63	-3	2	0	2	29	-	-	-	-	-	-	-	-
	St. John's	AHL	18	3	12	15	40	-	-	-	-	-	-	-	-	-	-	-	-	-
1994-95	Toronto (d)	NHL	25	0	2	2	15	-10	0	0	0	12	-	-	-	-	-	-	-	-
	PITTSBURGH	NHL	4	0	0	0	13	1	0	0	0	2	1	0	0	0	0	0	0	0
NHL TOTALS			128	6	26	32	177	-17	3	0	3	88	1	0	0	0	0	0	0	0
PGH TOTALS			4	0	0	0	13	1	0	0	0	2	1	0	0	0	0	0	0	0

a - June, 1990-Drafted by Toronto in 1990 Entry Draft. First Maple Leafs pick, 10th overall, first round.

b - Canadian Major Junior Defenseman of the Year (1991-92).

c - OHL First All-Star Team (1991-92).

d - April 7, 1995-Traded to Pittsburgh by Toronto for Grant Jennings.




RON FRANCIS

10

Center

HT/WT: 6' 2" 200 lbs. **Shoots:** Left **Age:** 32
Born: Sault Ste. Marie, Ontario, March 1, 1963

Acquired: Traded by Hartford to Pittsburgh with Ulf Samuelsson and Grant Jennings for John Cullen, Zarley Zalapski and Jeff Parker on March 4, 1991.



CAREER HIGHLIGHTS

MILESTONES ACHIEVED: 900th game (11/11/94 at Chicago)...300th goal (1/30/93 vs Philadelphia)...700th assist (12/14/93 vs Los Angeles)... 1,000th point (10/28/94 vs Quebec)...1,000th game (4/16/95 at Philadelphia)...1,100th point (2/26/95 vs Hartford).

MILESTONES WITHIN REACH: (Current total): 800 assists (789); 1200 points (1,138).

CAREER HAT TRICKS: 9

FIRST NHL GAME: Nov. 14, 1981 - an 8-4 Hartford loss vs Washington.

FIRST NHL POINT: Nov. 18, 1981 - an assist on a Doug Sulliman goal in an 8-5

Hartford win vs Toronto.

FIRST NHL GOAL: Nov. 18, 1981 - in an 8-5 Hartford win vs Toronto vs Vincent Tremblay.

MOST GOALS, GAME: 4 - Feb. 12, 1984 in an 11-0 Hartford win vs Edmonton.

MOST ASSISTS, GAME: 6 - Mar. 5, 1987 in a 10-2 Hartford win vs Boston.

MOST POINTS, GAME: 6 - Mar. 5, 1987 in a 10-2 Hartford win vs Boston (6a) and Oct. 8, 1989 in a 9-6 Hartford win at Quebec (3g,3a).


MOST PENALTY MINUTES, GAME: 16 - Nov. 7, 1992 in 4-2 Pittsburgh loss at Toronto.

CAREER RECORD VS

Team	GP	G	A	PTS	PIM	Team	GP	G	A	PTS	PIM
Anaheim	2	1	2	3	2	NY Rangers	49	16	42	58	30
Boston	88	22	73	95	46	Ottawa	13	5	11	16	22
Buffalo	85	27	52	79	54	Philadelphia	49	17	45	62	43
Calgary	34	10	34	44	16	Pittsburgh	28	14	28	42	19
Chicago	34	11	32	43	30	Quebec	89	32	65	97	93
Dallas	32	12	33	45	22	San Jose	7	2	6	8	0
Detroit	34	17	23	40	21	St. Louis	31	13	25	38	20
Edmonton	33	15	26	41	23	Tampa Bay	8	3	7	10	2
Florida	8	0	3	3	0	Toronto	35	24	36	60	42
Hartford	16	1	21	22	4	Vancouver	34	11	34	45	21
Los Angeles	37	13	24	37	12	Washington	49	9	33	42	40
Montreal	89	33	56	89	75	Winnipeg	32	11	24	35	26
New Jersey	46	18	35	53	46	TOTAL	1008	349	789	1138	737
NY Islanders	46	12	19	31	23						

1994-95 SEASON IN REVIEW

Won his first two NHL Awards, becoming the first player in team history to win the Frank Selke Trophy, as the NHL's best defensive forward and the Lady Byng Trophy, as the player who best combines sportsmanship with a high standard of playing ability...Francis is the second player in team history win the Lady Byng Trophy (Rick Kehoe in 1981)...Is only the second player in club history to win two NHL awards in the same season (Mario Lemieux)...Led the NHL in assists with 48, while finishing fifth in points with 59...Led the league with a plus rating of 30...Served as team captain during the 1994-95 season...Had a team-high 13-game scoring streak from January 20 to February 16, totaling 23 points



(5+18)... Also was the longest scoring streak of his NHL career...Was on the ice for 25 of the team's 42 power play goals (59.5%) and 77 of the team's 181 total goals (42.5%)...Led the team with 18 power play assists and ranked second on the team with 21 power play points...Recorded more points on the road (30), than at home (29)...Recorded 20 multiple point games, including one two-goal game on April 18 vs the Rangers...Recorded a point in 35 of his 44 games...His longest scoreless streak of season was three games from March 5-9...Played in his 1,000th career game on April 16 at Philadelphia...Recorded his 1,100th career point on February 26 vs the Whalers...Ranks 27th in NHL history with 1,138 points and is tied for 17th in assists with 789...Missed four games with the flu and a back injury. **PLAYOFFS:** Led the team with 19 points and tied in assists with 13...Was tied for third in the league in scoring and in assists...Ranked third on team in goals with six...Was tied for second on the team with a plus three rating.

NHL CAREER

1981-82: Began the season with S.S. Marie (OHL), before being recalled by Hartford on Nov. 14...Recorded 68 points (25+43) in 59 games in his rookie season, finishing second on the team in assists.

AMATEUR and PROFESSIONAL PLAYING CAREER

SEASON	TEAM	LEAGUE	REGULAR SEASON											PLAYOFFS			
			GP	G	A	PTS	PIM	+/-	PP	SH	GW	S	GP	G	A	PTS	PIM
1980-81	S.S. Marie (a)	OHA	64	26	43	69	33	-	-	-	-	-	19	7	8	15	34
1981-82	S.S. Marie	OHL	25	18	30	48	46	-	-	-	-	-	-	-	-	-	
1982-83	Hartford	NHL	59	25	43	68	51	-10	12	0	1	163	-	-	-	-	
1983-84	Hartford	NHL	79	31	59	90	60	-25	4	2	4	212	-	-	-	-	
1984-85	Hartford	NHL	72	23	60	83	45	-10	5	0	5	202	-	-	-	-	
1984-85	Hartford	NHL	80	24	57	81	66	-23	4	0	1	195	-	-	-	-	
1985-86	Hartford	NHL	53	24	53	77	24	-8	7	1	4	120	10	1	2	3	4
1986-87	Hartford	NHL	75	30	63	93	45	10	7	0	7	189	6	2	2	4	6
1987-88	Hartford	NHL	80	25	50	75	67	-8	11	1	3	172	6	2	5	7	2
1988-89	Hartford	NHL	69	29	48	77	36	4	8	0	4	156	4	0	2	2	0
1989-90	Hartford	NHL	80	32	69	101	73	13	15	1	5	170	7	3	3	6	8
1990-91	Hartford (b)	NHL	67	21	55	76	51	-2	10	1	6	149	-	-	-	-	
	PITTSBURGH	NHL	14	2	9	11	21	0	0	0	1	25	24	7	10	17	24
1991-92	PITTSBURGH	NHL	70	21	33	54	30	-7	5	1	2	121	21	8	*19	27	6
1992-93	PITTSBURGH	NHL	84	24	76	100	68	6	9	2	4	215	12	6	11	17	19
1993-94	PITTSBURGH	NHL	82	27	66	93	62	-3	8	0	2	216	6	0	2	2	6
1994-95	PITTSBURGH (c,d)	NHL	44	11	*48	59	18	*30	3	0	1	94	12	6	13	19	4
NHL TOTALS			1008	349	768	1138	737	-17	108	9	50	2399	108	35	69	104	79
PGH TOTALS			294	85	232	317	320	26	25	3	10	671	75	27	55	82	59

* - League-leading figure

a - June, 1981 - Drafted by Hartford in 1981 Entry Draft. First Whalers pick, fourth overall, first round.

b - March 4, 1991 - Traded to Pittsburgh by Hartford with Ull Samuelsson and Grant Jennings for John Cullen, Zarley Zalapski and Jeff Parker.

c - Won Frank J. Selke Trophy (1994-95).

d - Won Lady Byng Memorial Trophy (1994-95)

RON FRANCIS

1982-83: Led the Whalers in points (90) and assists (59)...Recorded his first NHL hat trick on March 6 vs Quebec...Played in the 1983 NHL All-Star Game in Uniondale, NY.

1983-84: Led the team in assists with 60, while finishing second in points with 83.

1984-85: Led the Whalers in points with 81 (24+57)...Played in the 1985 NHL All-Star Game in Calgary, scoring one goal...Was named captain of the Whalers on Feb. 22, after the Whalers traded former captain Mark Johnson.

1985-86: Finished second on the Whalers with 77 points, despite missing 27 games with a fractured left ankle...Was named to the 1986 NHL All-Star game, but was unable to play due to his ankle injury...Suffered two cracked ribs during the first game of the 1986 Playoffs, but with the aid of a "flak-jacket" did not miss any of the remaining nine playoff games.

1986-87: Led the Whalers in scoring with 93 points (30+63)...Ended the season on a 12-game scoring streak, recording 28 points (8+20).

1987-88: Led Hartford in assists with 50 and points with 75...Was one of three Whalers to play in all 80 games...Whalers nominee for the Masterton Trophy.

1988-89: Finished second on the Whalers in scoring with 77 points, despite missing 11 games with a broken finger.

1989-90: Recorded career-highs in goals (32) and points (101), finishing tied for 12th in NHL scoring...Recorded two assists in the 1990 NHL All-Star Game in Pittsburgh...Was named co-NHL Player of the Week with Bill Ranford for the week of Dec. 18-24.

1990-91: Acquired by the Penguins from the Whalers on March 4...Was the Whalers leading scorer at the time of the trade with 76 points (21+55)...Finished 20th in NHL scoring with 87 points...In the 1991 playoffs, was tied for the team lead in game-winning goals with four and tied for fifth in the league with a plus 13 rating.

1991-92: Missed the first nine games of the season before signing as a free agent...Finished seventh on the team in scoring with 54 points...In the playoffs, led all players with 19 assists and ranked third in the league in points with 27...Set career playoff-highs in goals with eight, assists and points...Ranked second on the team with a plus eight rating...Recorded his first playoff hat trick on May 9 vs the Rangers, scoring the third goal at 2:47 of overtime...Scored the Stanley Cup clinching goal in Game Four at Chicago on June 1.

1992-93: Recorded 100 points (24+76), second time he recorded 100 points in a season...Set a single-season career-high in assists with 76, finishing ninth in the NHL...Recorded 49 points (9+40) on the power play, leading the team in power play assists...Had the largest increase in points (46) from 1991-92 to 1992-93 of all players who played in 70 or more games in each season...Recorded 26 multiple point games, including four multiple goal games...Finished second on the team in playoff scoring with 17 points (6+11) and was tied for the team lead with 11 assists...Was tied for seventh in assists and 11th in points in NHL playoff scoring...Was tied for second on the team with a plus five rating.

1993-94: Finished second on the team with 93 points and 66 assists...Was tied for 15th in points and ninth in assists in the NHL...Scored 27 goals, 13th consecutive season that he has scored 20-or-more goals...Was named the team's Most Valuable Player...Had a team-high 11-game scoring streak from Dec. 2-28, recording 14 points (4+10)...Recorded his 1,000th career point on Oct. 28 vs Quebec...Was tied for the team lead in power play points with 41 and led the team with 33 power play assists...Recorded 27 multiple point games...Was on the ice for 60 of the team's 76 power play goals (78.9%) and 134 of the team's 299 total goals (44.8%)...The Penguins had a record of 23-5-2 in games that he was a plus player...Recorded two assists in six playoff games.

JUNIOR CAREER

1980-81: Recorded 69 points in 64 games for Sault Ste. Marie (OHL), as his team finished first in its division...In 19 playoff games, recorded 15 points (7+8).

1981-82: Was leading the OHL in scoring with 48 points in 25 games when recalled by Hartford in November.

INTERNATIONAL CAREER

1985 WORLD CHAMPIONSHIPS: Played for Team Canada in the World Championships in Prague, Czechoslovakia...Recorded seven points (2+5) in 10 games as Team Canada won the Silver Medal.

RON FRANCIS

PERSONAL

Ron and wife Mary Lou have a daughter Kaitlyn (four) and son Michael (two)...Reside in Unionville, CT during the off-season...Active in charity and community work, including involvement with the Special Olympics...Enjoys golf and traveling...Has one brother...Is the cousin of former NHL goalie Mike Liut.

CAREER NOTES

- Ranks 27th in NHL History with 1,138 career points and is tied for 17th in assists with 789.
- Ranks 11th among active players in points and seventh in assists.
- Has the ninth best assist per game average (.783) in league history and the seventh best among active players.
- Led the Whalers in scoring five times and assists seven times.
- Was selected as the Whalers' MVP on four occasions.
- Is the Whalers all-time leader in goals (264), assists (557), points (821), games played (714), hat tricks (9), game-winning goals (40) and power play goals (83).
- Scored a single-game career-high four goals on Feb. 12, 1984 vs Edmonton.
- Recorded a single-game career-high six assists on Mar. 5, 1987 vs Boston.
- Recorded a single-game career-high six points on Mar. 5, 1987 vs Boston (six assists) and matched this record on Oct. 8, 1989 at Quebec (3+3).
- Ranks 11th in Penguins history with 232 career assists and 13th in points with 317.
- In Penguins playoff history, ranks third in points (82), fourth in goals (27) and assists (55), tied for second in games played (75) and third in game-winning goals (7).
- Has recorded two regular season overtime goals, one with Hartford (Jan. 19, 1987 at Montreal at 4:57 vs Brian Hayward) and one with Pittsburgh (Jan. 7, 1994 at Buffalo at 4:54 vs Dominick Hasek).
- Scored on his only penalty shot attempt on Jan. 17, 1986 vs Richard Sevigny of the Quebec Nordiques.

LONGEST CAREER SCORING STREAKS

- 13 - January 20 to February 16, 1995 (5+18=23)
- 12 - December 31, 1988 to January 27, 1989 (8+14=22)
- 12 - March 10 to April 4, 1987 (11+7=18)
- 11 - October 11 to 31, 1984 (6+8=14)
- 11 - December 2 to 28, 1993 (4+10=14)






JAROMIR JAGR

68

Right Wing

HT/WT: 6' 2" 208 lbs. **Shoots:** Left **Age:** 22
Born: Kladno, Czechoslovakia, February 15, 1972
Acquired: Pittsburgh's first round choice, fifth overall,
 in 1990 Entry Draft.



CAREER HIGHLIGHTS

MILESTONES ACHIEVED: 300th point (3/17/94 at Boston)...300th Game (3/20/94 at NY Islanders)...100th assist (1/19/93 at Vancouver)...100th career goal (11/3/93 vs Buffalo at Sacramento)...200th assist (2/5/95 at New Jersey)

MILESTONES WITHIN REACH: (current total): 300 assists (232); 400 points (389); 400 games (359)...200 goals (157).

CAREER HAT TRICKS: 2

FIRST NHL GAME: Oct. 5, 1990 - a 7-4 win at Washington.

FIRST NHL POINT: Oct. 7, 1990 - a goal in a 7-4 win vs New Jersey.

FIRST NHL GOAL: Oct. 7, 1990 vs Chris Terreri.

MOST GOALS, GAME: 3-Feb. 2, 1991 in a 6-2 win vs Boston and Feb. 14, 1995 in a 5-3 win vs Boston.

MOST ASSISTS, GAME: 5-Nov. 16, 1993 in an 11-5 win vs Philadelphia.

MOST POINTS, GAME: 6-Nov. 16, 1993 in an 11-5 win vs Philadelphia (1g,5a).

MOST PENALTY MINUTES, GAME: 17-Mar. 28, 1995 in a 6-3 win vs NY Islanders.

CAREER RECORD VS

Team	GP	G	A	PTS	PIM	Team	GP	G	A	PTS	PIM
Anaheim	2	1	2	3	0	NY Islanders	28	19	17	36	25
Boston	20	15	18	33	18	NY Rangers	26	8	21	29	14
Buffalo	20	14	17	31	16	Ottawa	11	6	9	15	6
Calgary	10	4	6	10	6	Philadelphia	27	8	27	35	23
Chicago	9	3	3	6	4	Quebec	17	11	10	21	6
Dallas	9	3	3	6	2	San Jose	7	2	6	8	2
Detroit	9	3	6	9	0	St. Louis	8	1	1	2	17
Edmonton	11	5	8	13	4	Tampa Bay	8	4	4	8	4
Florida	8	1	4	5	6	Toronto	8	4	3	7	2
Hartford	18	5	19	24	18	Vancouver	9	2	7	9	10
Los Angeles	9	2	1	3	4	Washington	28	11	19	30	18
Montreal	18	8	5	13	2	Winnipeg	9	3	4	7	14
New Jersey	30	14	12	26	14	TOTAL	359	157	232	389	235

1994-95 SEASON IN REVIEW

Became the second player in team history to win the Art Ross Trophy as the NHL's leading scorer (Mario Lemieux)...Recorded 70 points (32+38) in 48 games during the season...Was the first-ever European-trained player to win the scoring title...Became the first non-center and right wing to win the scoring title since Guy Lafleur in 1977-78 and was only the third non-center to win the scoring title since expansion in 1967 (Lafleur and Bobby Orr)...Was runner-up to Philadelphia's Eric Lindros in the Hart Trophy voting, as the league's Most Valuable Player...Named to the NHL First All-Star Team at right wing...Is the first right wing in Penguins history to be named to the end of season All-Star Team...Finished second in the NHL in goals with 32 and tied for seventh in assists with 38...Led the team in power play goals (8), game-winning goals (7), short-handed goals (3) and shots (192)...Finished tied for



second in the league in game-winning goals, fourth in shots and tied for third in short-handed goals...Recorded 23 multiple point games, including one hat trick, on February 14 vs Boston...Had a point on 15 (7+8) of the team's 29 game-winning goals...Ranked second on the team and fifth in the league with a plus 23...Led the team with 22 points (8+14) on the power play...Scored 17 of his 32 goals on the road...Was on the ice for 30 of the team's 42 power play goals (71.4%) and for 89 of the team's 181 total goals (49.2%).
PLAYOFFS: Led the team with 10 goals, while finishing tied for second in points with 15...Ranked second among all playoff scorers with 10 goals...Led the team and was tied for fifth in the league with 55 shots during the playoffs.

NHL CAREER

1990-91: Was named to the NHL All-Rookie Team, finishing third among rookies in goals (27), fifth in assists (30) and fourth in points (57)...Recorded his first NHL hat trick on February 2 vs Boston, becoming the youngest player in club history to record three goals in a game...Recorded 37 of his 57 points in the second half of the season...Led all rookies with 13

points and 10 assists in playoffs...Set an NHL playoff record for the most assists by a rookie in the Stanley Cup Finals, recording five vs Minnesota.

1991-92: Ranked fourth on the team in goals, scoring 32 and was fifth in points with 69...Recorded 22 multiple point games, including six multiple goal games...The Penguins were 17-7-2 in games that he scored a goal...Recorded 15 of his 32 goals vs Patrick Division teams and 17 of his 32 goals in the third period of games...Received a 10-game suspension from the NHL on January 27 for physical abuse of an official on January 26 at

AMATEUR and PROFESSIONAL PLAYING RECORD

SEASON	TEAM	LEAGUE	REGULAR SEASON											PLAYOFFS				
			GP	G	A	PTS	PIM	+/-	PP	SH	GW	S	GP	G	A	PTS	PIM	
1986-87	Kladno Jr.	Czech.	30	35	35	70	-	-	-	-	-	-	-	-	-	-	-	-
1987-88	Kladno Jr.	Czech.	35	57	27	84	-	-	-	-	-	-	-	-	-	-	-	-
1988-89	Kladno	Czech.	39	8	10	18	4	-	-	-	-	-	-	-	-	-	-	-
1989-90	Kladno (a)	Czech.	51	30	29	59	-	-	-	-	-	-	-	-	-	-	-	-
1990-91	PITTSBURGH (b)	NHL	80	27	30	57	42	-4	7	0	4	136	24	3	10	13	6	
1991-92	PITTSBURGH	NHL	70	32	37	69	34	12	4	0	4	194	21	11	13	24	6	
1992-93	PITTSBURGH	NHL	81	34	60	94	61	30	10	1	9	242	12	5	4	9	23	
1993-94	PITTSBURGH	NHL	80	32	67	99	61	15	9	0	6	298	6	2	4	6	16	
1994-95	PITTSBURGH (c,d)	NHL	48	32	39	70	37	23	8	3	7	192	12	10	5	15	6	
NHL & PGH TOTALS			359	157	232	389	235	76	38	4	30	1062	75	31	36	67	58	

* - Led league

a - June, 1990 - Drafted by Pittsburgh in 1990 Entry Draft. First Penguins pick, fifth overall, in the first round.

b - NHL All-Rookie Team (1990-91)

c - Won Art Ross Trophy (1994-95)

d - NHL First All-Star Team (1994-95)

JAROMIR JAGR

Washington...Finished with a +12 rating, which was tied for the fourth best on the team...In the playoffs, finished fourth in league playoff scoring with 24 points and fourth in goals with 11...Had a nine-game scoring streak from May 7-26, recording 15 points (7+8)...Scored on the first-ever Penguins penalty shot in the playoffs on May 11 vs John Vanbiesbrouck of the NY Rangers...Scored in overtime in Game One on May 17 vs Boston in the Wales Conference Finals...Only the third player in NHL playoff history to score in overtime and on a penalty shot in the same year and only the fifth player in league playoff history to score in overtime and on a penalty shot in his career...Ranked second in the NHL with four game-winning goals in the playoffs...Had a point in 16 of the 21 playoff games.

1992-93: Set a single-season career-high in goals with 34...Ranked fourth on the team in goals and fifth in assists (60) and points (94)...Finished fourth on the team and second among forwards with a plus 30...Ranked second on the team with nine game-winning goals...Recorded a point in 52 of the 81 games he played, not going for more than four consecutive games without recording a point...Scored two overtime goals (Dec. 17 at Philadelphia and Mar. 11 vs the Kings)...Recorded his first career short-handed goal on November 21 vs the Devils...Recorded 32 multiple point games...Was stopped by Don Beaupre on a penalty shot on January 26 vs the Capitals...Set a club record for the most shots on goal by a player in a period, with seven in the third period on November 7 at Toronto...Ranked third on the team with 242 shots on goal...Suffered a separated shoulder on February 23 vs the Devils and missed the next three games...Played in all 12 playoff games, recording nine points (5+4).

1993-94: Recorded a single-season career-high 99 points to lead the Penguins in scoring...Finished ninth in league scoring...Finished tied for seventh in the NHL in assists, with a career-high 67...Was the first non-Canadian to ever lead the Penguins in scoring...Led the team with a single-season career-high 298 shots on goal, including a career-high 12 shots on November 27 vs Ottawa...Ranked second in the NHL in even-strength points (70) and assists (47)...Finished the season on a career-high nine game scoring streak, recording 14 points (3+11)...Did not go for more than three consecutive games without recording a point...Ranked fifth on the team with a plus 15...Recorded 29 multiple point games...Recorded a career-high five assists and six points on November 16 vs Philadelphia...Was voted to start for the Eastern Conference Team in the 1994 NHL All-Star Game in New York...Was unable to play, after suffering a groin injury in the skills competition prior to the all-star game...Missed four games with the injury...Finished second on the team in the playoffs in points (6) and assists (4).

CZECHOSLOVAKIA CAREER

1989-90: Led his team, Kladno, in scoring with 60 points in 51 games...Also led Kladno in goals (30), while finishing second in assists (30).

INTERNATIONAL CAREER

Played for the Czechoslovakian Team at the 1990 World Junior Tournament, held in Helsinki, Finland...Finished second in tournament scoring with 18 points (5+13) and was selected to the tournament all-star team...Played for the Czechoslovakian Team at the 1990 World Championships in Switzerland and the 1994 World Championships in Italy...Was a member of the Czechoslovakian 1991 Canada Cup Team, recording one goal in five games.

PERSONAL

Spent most of the off-season in his hometown of Kladno, Czech Republic...Was the first Czechoslovakian player to attend an NHL draft without having to defect...Enjoys listening to music and playing tennis...Likes to travel...Is interested in Czechoslovakian history...His mother has lived with him in Pittsburgh the past two seasons...Has one older sister (Jitka).

JAROMIR JAGR

CAREER NOTES

- Became the first Czechoslovakia-trained player to ever lead the NHL in scoring , as he won the Art Ross Trophy last season.
- Was the first non-center and right wing to win the scoring title since Guy Lafleur winthe title in the 1977-78 season.
- Was the youngest player (23 years, two months and 18 days) to win the Art Ross Trophy since Mario Lemieux (22 years, five months and 29 days) in 1987-88.
- Only eight players have led the NHL in scoring at a younger age (Wayne Gretzky, Gordie Howe, Bobby Hull, Mario Lemieux, Harvey Jackson, Bobby Orr, Milt Schmidt and Bryan Trottier).
- His point per game average has increased each season; 1990-91 (.712), 1991-92 (.986), 1992-93 (1.16), 1993-94 (1.24) and 1994-95 (1.46).
- One of four European players to lead his team in scoring during the 1994-95 season, the most in NHL History.
- Holds the NHL playoff record for the most assists (five) by a rookie during a Stanley Cup Finals Series (1991).
- Ranks sixth in club history in goals (157), 10th in assists (235), eighth in points (389), third in game-winning goals (30) and tied for second in overtime games (3).

TOP EUROPEAN NHL SCORERS

PLAYER	ACTIVE			
	GP	G	A	PTS
1. Jari Kurri	1028	565	731	1296
2. Thomas Steen	950	264	553	817
3. Tomas Sandstrom	716	317	378	695
4. Esa Tikkanen	663	214	318	532
5. Petr Klima	673	288	218	506
6. Michal Pivonka	629	150	325	475
7. Christian Ruuttu	621	134	298	432
8. Sergei Fedorov	354	173	249	422
9. Ulf Dahlen	554	201	218	419
10. JAROMIR JAGR	359	157	232	389
11. Sergei Makarov	420	134	250	384
12. Mats Sundin	371	158	223	381

PLAYER	ALL-TIME			
	GP	G	A	PTS
1. Stan Mikita	1394	541	926	1467
2. Jari Kurri	1028	565	731	1296
3. Peter Stastny	977	450	789	1239
4. Ivan Boldirev	1052	361	505	866
5. Thomas Steen	950	264	553	817






CHRIS JOSEPH

23

Defense

HT/WT: 6' 2" 210 lbs. **Shoots:** Right **Age:** 26
Born: Burnaby, B.C., September 10, 1969

Acquired: Acquired by Pittsburgh from Tampa Bay in the 1995 Waiver Draft on January 18, 1995.



CAREER HIGHLIGHTS

MILESTONES ACHIEVED: 200th game (1/19/94 vs NY Islanders).

MILESTONES WITHIN REACH: (Current Total): 300th game (270)...100th point (99).

FIRST NHL GAME: October 8, 1987 - in a 4-4 Pittsburgh tie at NY Rangers.

FIRST NHL POINT: October 18, 1987 - an assist in a 3-2 Pittsburgh loss at Philadelphia.

FIRST NHL GOAL: October 19, 1988 - in an 8-6 Edmonton win vs Los Angeles vs Glenn Healy.

MOST GOALS, GAME: 2 - February 21, 1995 - in a 5-4 Pittsburgh win vs Quebec.

MOST ASSISTS, GAME: 2 - Four times.

MOST POINTS, GAME: 3 - Three times.

CAREER RECORD VS

TEAM	GP	G	A	PTS	PIM	TEAM	GP	G	A	PTS	PIM
Anaheim	3	1	2	3	2	NY Islanders	13	1	4	5	20
Boston	14	0	4	4	17	NY Rangers	12	1	3	4	14
Buffalo	14	1	4	5	20	Ottawa	8	1	2	3	16
Calgary	20	4	5	9	37	Philadelphia	13	1	2	3	18
Chicago	8	1	0	1	9	Pittsburgh	7	1	3	4	4
Dallas	9	1	1	2	10	Quebec	11	3	3	6	10
Detroit	9	1	2	3	4	San Jose	5	0	1	1	10
Edmonton	2	0	1	1	0	St. Louis	7	1	2	3	10
Florida	5	0	1	1	2	Tampa Bay	6	0	4	4	16
Hartford	13	0	2	2	46	Toronto	6	0	1	1	10
Los Angeles	14	1	5	6	12	Vancouver	23	3	7	10	36
Montreal	10	1	2	3	6	Washington	13	0	3	3	20
New Jersey	13	2	3	5	2	Winnipeg	12	2	5	7	20
TOTALS	270	27	72	99	371						

1994-95 SEASON REVIEW

Was acquired in the 1995 Waiver Draft by Pittsburgh from Tampa Bay on Jan. 18...Ranked second on the team in goals with five among defensemen...Scored three points (2+1) on Feb. 21 vs Quebec, his first career two-goal game...Recorded 12 points (5+7) in his first 19 games...Suffered ligament damage in his right knee on Mar. 2 at Buffalo and missed the next 14 games...Was a plus or even player in 22 of his 33 games. **PLAYOFFS:** Recorded two points (1+1) in 10 playoff games.

PRO CAREER

1987-88: Began the season with Pittsburgh, before being traded to Edmonton on Nov. 24 in a seven-player deal that sent Paul Coffey to Pittsburgh.

1988-89: Played in 44 games with Edmonton, recording nine points (4+5)...Was assigned to Cape Breton (AHL) on Feb. 18 for a two-week conditioning period.

1989-90: Played in only four games with Edmonton, spending most of the season with Cape Breton.

1990-91: Finished third on the Oilers among defensemen in scoring with 22 points.

1991-92: Spent most of the season with Cape Breton, but played in five games with Edmonton during the playoffs, recording four points (1+3).

1992-93: Spent the whole season with Edmonton, playing in 33 games, recording 12 points...Recorded six points (1+5) on the power play.



1993-94: Acquired by Tampa Bay on Nov. 12 from Edmonton, recording 29 points (10+19) in 66 games for the Lightning and finishing second in scoring on the team among defensemen...Set career-highs in goals (11), assists (20) and points (31).

JUNIOR CAREER

Played parts of three seasons with Seattle, recording 89 points (22+67) in 162 games...Was named to the WHL West Division Second All-Star Team in 1986-87...Played in the 1987 WHL All-Star Game.

INTERNATIONAL CAREER

1987 WORLD JUNIOR CHAMPIONSHIPS: Was a member of Team Canada at the 1987 World Junior Championships in Czechoslovakia, recording two points (1+1) in six games.

1988 WORLD JUNIOR CHAMPIONSHIPS: Helped Team Canada win the Gold Medal at the 1988 World Junior Championships in Moscow...Recorded three points (1+2) in seven games.

1988 OLYMPICS: Played in seven games at the 1988 Winter Olympics in Calgary, recording no points.

PERSONAL

Chris and wife Andrea spend the off-season in Edmonton...Enjoys fishing, camping, swimming and playing golf during the summer.

AMATEUR and PROFESSIONAL PLAYING RECORD

SEASON	TEAM	LEAGUE	REGULAR SEASON											PLAYOFFS			
			GP	G	A	PTS	PIM	+	-	PP	SH	GW	S	GP	G	A	PTS
1985-86	Seattle	WHL	72	4	8	12	50	-	-	-	-	-	5	0	3	3	12
1986-87	Seattle (ab)	WHL	67	13	45	58	155	-	-	-	-	-	-	-	-	-	-
1987-88	PITTSBURGH (c)	NHL	17	0	4	4	12	2	0	0	0	13	-	-	-	-	-
	Seattle	WHL	23	5	14	19	49	-	-	-	-	-	-	-	-	-	-
	Edmonton	NHL	7	0	4	4	6	-3	0	0	0	1	-	-	-	-	-
	Nova Scotia	AHL	8	0	2	2	8	-	-	-	-	4	0	0	0	0	9
1988-89	Edmonton	NHL	44	4	5	9	54	-9	0	0	0	36	-	-	-	-	-
	Cape Breton	AHL	5	1	1	2	18	-	-	-	-	-	-	-	-	-	-
1989-90	Edmonton	NHL	4	0	2	2	2	-2	0	0	0	5	-	-	-	-	-
	Cape Breton	AHL	61	10	20	30	69	-	-	-	-	6	2	1	3	4	
1990-91	Edmonton	NHL	49	5	17	22	59	3	2	0	0	74	-	-	-	-	-
	Edmonton	NHL	7	0	0	0	8	-1	0	0	0	5	5	1	3	4	2
	Cape Breton	AHL	63	14	29	43	72	-	-	-	-	5	0	2	2	8	
1992-93	Edmonton	NHL	33	2	10	12	48	-9	1	0	0	49	-	-	-	-	-
1993-94	Edmonton (d)	NHL	10	1	1	2	28	-8	1	0	0	25	-	-	-	-	-
	Tampa Bay	NHL	66	10	19	29	108	-13	7	0	0	154	-	-	-	-	-
1994-95	PITTSBURGH (e)	NHL	33	5	10	15	46	3	3	0	0	73	10	1	1	2	12
NHL TOTALS			270	27	72	99	371	-35	14	0	0	420	15	2	4	6	14
PGH TOTALS			50	5	14	19	58	5	3	0	0	86	15	1	1	2	12

a - June, 1987 - Drafted by Pittsburgh in 1987 Entry Draft. First Penguins pick, fifth overall, first round.

b - WHL West Division Second All-Star Team (1986-87)

c - November 24, 1987 - Traded to Edmonton with Craig Simpson, Dave Hannan and Moe Mantha for Paul Coffey, Dave Hunter and Wayne Van Dorp.

d - November 11, 1993 - Traded to Tampa Bay by Edmonton for Bob Beers.

e - January 18, 1995 - Acquired by Pittsburgh from Tampa Bay in 1995 Waiver Draft.




MARIO LEMIEUX

66

Center

HT/WT: 6'4" 220 lbs. **Shoots:** Right **Age:** 30
Born: Montreal, Quebec, October 5, 1965

Acquired: Pittsburgh's first round draft choice,
first overall in 1984 Entry Draft.



CAREER MILESTONES

CAREER HAT TRICKS: 31

FIRST NHL GAME: Oct. 11, 1984 - a 4-3 loss at Boston.

FIRST NHL POINT: Oct. 11, 1984 - a goal in a 4-3 loss at Boston.

FIRST NHL GOAL: Oct. 11, 1984 - in a 4-3 loss at Boston vs Pete Peeters.

MOST GOALS, GAME: 5 - Dec. 31, 1988 in an 8-6 Pittsburgh win vs New Jersey and April 9, 1993 in a 10-4 win at NYR.

MOST ASSISTS, GAME: 6 - Oct. 15, 1988 in a 9-2 Pittsburgh win vs St. Louis and Dec. 5, 1992 in a 9-4 win at San Jose.

MOST POINTS, GAME: 8 - Oct. 15, 1988 in a 9-2 Pittsburgh win vs St. Louis (2g,6a) and Dec. 31, 1988 in an 8-6 Pittsburgh win vs New Jersey (5g,3a).

MOST PENALTY MINUTES, GAME: 24 - Nov. 26, 1988 in a 4-3 Pittsburgh win vs Philadelphia.

CAREER RECORD VS

Team	GP	G	A	PTS	PIM	PPG	Team	GP	G	A	PTS	PIM	PPG
Anaheim	1	0	0	0	0	0.0	NY Islanders	51	36	61	97	32	1.90
Boston	24	16	21	37	16	1.54	NY Rangers	54	51	63	114	64	2.11
Buffalo	25	25	27	52	34	2.08	Ottawa	4	5	1	6	2	1.50
Calgary	18	16	27	43	6	2.38	Philadelphia	53	41	49	90	50	1.70
Chicago	19	18	30	48	16	2.53	Quebec	26	26	34	60	18	2.31
Dallas	21	12	20	32	22	1.52	San Jose	7	10	20	30	4	4.29
Detroit	20	18	32	50	12	2.50	St. Louis	19	16	24	40	16	2.11
Edmonton	21	11	27	38	14	1.81	Tampa Bay	2	2	1	3	24	1.50
Florida	1	1	2	3	0	3.00	Toronto	24	25	30	55	18	2.29
Hartford	21	23	22	45	12	2.14	Vancouver	22	21	30	51	49	2.32
Los Angeles	22	16	34	50	14	2.27	Washington	49	40	44	84	88	1.71
Montreal	22	10	21	31	12	1.41	Winnipeg	20	17	25	42	22	2.10
New Jersey	53	38	72	110	73	2.07	TOTAL	599	494	717	1211	618	2.02

1994-95

Announced on Aug. 29, 1994 that he would take a medical leave of absence and not play during the 1994-95 season...Then on June 20, 1995, announced that he would return to the ice to play the 1995-96 season with the Penguins.

NHL CAREER

1984-85: During his rookie season, became only the third rookie in NHL history to record 100 or more points...Was selected as the NHL's Rookie of the Year (Calder Trophy) and was also named to the NHL All-Rookie Team...Scored a goal in his first game, on his first shift and on his first shot on Oct. 11 at Boston vs Pete Peeters...Still holds the club rookie records for the most goals (43), assists (57) and points (100) in a season.

1985-86: Finished second in the league in scoring with 141 points...Led the team in goals (48) and assists (93)...Had a 28-game scoring streak from Jan. 11 to Mar. 15, recording 59 points (21+38)...Finished second in the Hart Trophy voting, while being named to the Second All-Star Team...Awarded the Lester B. Pearson Award given by the NHL Players' Association to the league's best player.

1986-87: Despite playing in only 63 games, still led the team in goals (54), assists (53) and points (107)...Was tied for third in the league in points and goals.



Team at center and was named Dodge NHL Performer of the Year...Led the team in the playoffs with 19 points (12+7), while finishing fourth in goals in the league.

1987-88: Captured the Hart Trophy, as the NHL's Most Valuable Player, as well as winning the Art Ross Trophy as the league's leading scorer...Recorded 70 goals, 98 assists and 168 points...Became only the fourth player in NHL history to score 70 goals in a season...Led the league in goals and short-handed goals (10) and finished second in assists...Led the NHL and set a club record with 382 shots on goal...Won the Lester B. Pearson Award and was named the Dodge NHL Performer of the Year.

1988-89: Won his second straight scoring title, recording 199 points...Ranked first in goals with 85 and tied for first in assists with 114...His 85 goals were the third highest total in a single season in NHL history and became the second player (Gretzky) to record 70 or more goals in two different seasons...Became only the third player (Orr & Gretzky) to record over 100 assists in a single season in league history...Set a single season NHL record with 13 short-handed goals...Led the NHL with 31 power play goals and was on the ice for 110 of the team's 119 power play goals...Was involved in 57.3% of the team's goals, the highest percentage in league history...Became the team's all-time leading scorer on Jan. 20 at Winnipeg, recording his 715th point, passing former Penguin Rick Kehoe...Set a club record for goals in a game with five, on Dec. 31 vs New Jersey, becoming the first player in NHL history to record an even strength, power play, short-handed, penalty shot and empty net goal in the same game...Named to the NHL First All-Star

AMATEUR and PROFESSIONAL PLAYING RECORD

SEASON	TEAM	LEAGUE	REGULAR SEASON											PLAYOFFS			
			GP	G	A	PTS	PIM	+/-	PP	SH	GW	S	GP	G	A	PTS	PIM
1981-82	Laval	QMJHL	64	30	66	96	22	-	-	-	-	-	18	5	9	14	31
1982-83	Laval (a)	QMJHL	66	84	100	184	76	-	-	-	-	-	12	14	18	32	18
1983-84	Laval (b)(c)	QMJHL	70	133	149	282	92	-	-	-	-	14	29	23	52	29	
1984-85	PITTSBURGH (fg)	NHL	73	43	57	100	54	-35	11	0	2	209	-	-	-	-	
1985-86	PITTSBURGH (hi)	NHL	79	43	93	141	43	-6	17	0	4	276	-	-	-	-	
1986-87	PITTSBURGH (h)	NHL	63	54	53	107	57	13	19	0	4	267	-	-	-	-	
1987-88	PITTSBURGH (ikj)	NHL	77	70	98	168	92	23	22	10	7	382	-	-	-	-	
1988-89	PITTSBURGH (kl)	NHL	76	85	114	199	100	41	31	13	8	313	11	12	7	19	16
1989-90	PITTSBURGH	NHL	59	45	78	123	78	-18	14	3	4	226	-	-	-	-	
1990-91	PITTSBURGH (m)	NHL	26	19	26	45	30	+8	6	1	2	89	23	16	*28	*44	16
1991-92	PITTSBURGH (hkm)	NHL	64	44	87	131	94	27	12	4	5	249	15	16	18	*34	2
1992-93	PITTSBURGH (ijkln)	NHL	60	69	91	160	38	*55	16	6	10	286	11	8	10	18	10
1993-94	PITTSBURGH	NHL	22	17	20	37	32	-2	7	0	4	92	6	4	3	7	2
1994-95	PITTSBURGH	NHL															
NHL & PGH TOTALS			599	494	717	1211	618	+114	155	37	50	2389	66	56	66	122	46

* - League-leading figure

a - June, 1984 - Drafted by Pittsburgh in 1984 Entry Draft. First Penguins pick, first overall, first round.

b - QMJHL Second Team All-Star (1982-83)

c - QMJHL First Team All-Star (1983-84)

d - QMJHL Most Valuable Player (1983-84)

e - Canadian Major Junior Player of the Year (1983-84)

f - Won Calder Memorial Trophy (1984-85)

g - NHL All-Rookie Team (1984-85)

h - NHL Second Team All-Star (1985-86, 1986-87 & 1991-92)

i - Won Lester B. Pearson Award (1985-86, 1987-88 & 1992-93)

j - Won Hart Trophy (1987-88 & 1992-93)

k - Won Art Ross Trophy (1987-88, 1988-89, 1991-92 & 1992-93)

l - NHL First Team All-Star (1987-88, 1988-89 & 1992-93)

m - Won Conn Smythe Trophy (1991 & 1992)

n - NHL Plus/Minus Leader (1992-93)

MARIO LEMIEUX

1989-90: Despite missing 21 games due to back problems, finished fourth in league scoring with 123 points (45+78)...Recorded a 46-game scoring streak from Oct. 31 to Feb. 11, the second longest streak in NHL history...Recorded 103 points (39+64) during the streak...The streak ended on Feb. 14 at the NY Rangers when his back forced him to leave the game after one period...Missed the following 21 games...Was leading the NHL in scoring by 11 points when he was forced out of the lineup...Returned to the lineup for the Penguins last game on Mar. 31 vs Buffalo, recording two points (1+1).

1990-91: Missed the first 50 games of the season, recovering from July 11 back surgery to remove a herniated disc...Returned to the lineup on Jan. 26 at Quebec, recording three assists...Recorded a point in 22 of the 26 games he played...Won the Conn Smythe Trophy as the Most Valuable Player in the playoffs, leading the league in playoff points with 44...Also led the playoffs in assists with 28 and was tied for second in goals with 16...Recorded a point in 22 of the 23 playoff games, missing one game, Game Three of the Stanley Cup Finals, with a back problem.

1991-92: Won his third scoring title, recording 131 points...Despite playing in only 64 games, ranked second in assists (87) and tied for seventh in goals (44) in the league...Was named Pro-Set NHL Player of the Year...Recorded his 1,000th career point in career game number 513, on Mar. 24 at Detroit, to become the second fastest player to record 1,000 points in NHL history (Gretzky in 424)...Was on the ice for 70 of the team's 72 power play goals in the games that he played and was on the ice for 181 of the club's 293 total goals (61.7%)...Ranked second on the team with a plus 27...In the playoffs was named the Most Valuable Player for the second straight season...Led all players in points (34), goals (16), power play goals (8) and game-winning goals (5), despite missing six games...Ranked second in assists with 18...Tied an NHL playoff record for the most game-winning goals (5)...Set a club playoff record with eight power play goals...Recorded six points (3+3) on April 23 vs Washington, including an NHL playoff-tying four point period...Became the first player to record four points in a period during a playoff game on two occasions (April 25, 1989 vs Philadelphia)...Missed the first game of the playoffs with a shoulder injury and missed five other games with a broken left hand suffered (slashed by Adam Graves) on May 5 at the NY Rangers in Game Two of the Division Finals.

1992-93: Won the Hart Trophy for the second time in his career...Despite playing in only 60 games, won his fourth scoring title, recording 160 points, the third highest point total of his career...Was named to the NHL's First All-Star Team at center...Was selected as the Masterton Trophy winner as the player who best exemplifies the qualities of perseverance, sportsmanship and dedication to hockey...Also was selected as the Lester B. Pearson Award winner...Finished third in the NHL with 69 goals and had the best goals-per-game average in the league (1.15)...Finished the season fourth in assists with 91, the fourth time in his career that he recorded 90 or more assists...Had a points-per-game average of 2.67, which is the third highest in NHL history...Led the NHL with a plus 55...Recorded a point in 54 of his 60 games and at least two points in 48 games...Had a 12-game goal scoring streak from Oct. 6 to Nov. 1, scoring 18 goals, breaking Paul Gardner's club record of nine games set in 1982-83...Set a club record for the most game-winning goals in a season with 10...The Penguins announced on Jan. 12 that he was diagnosed with a nodular lymphocytic form of Hodgkin's disease, which diagnosed in an early stage, is the most favorable type and is cured in most people...The diagnosis was made after the removal of an enlarged lymph node from his neck...Treatment in the form of radiation began on Feb. 1 and ended on Mar. 2...Skated with the team for the first time after the treatment began on Feb. 12...Returned to the lineup on Mar. 2 in Philadelphia, recording two points (1+1) in a 5-4 Pittsburgh loss...Recorded at least one point in 18 of 20 games after returning to the lineup, totaling 56 points (30+26)...Had a season-high 16-game scoring streak from Mar. 9 to April 9, recording 51 points (27+24)...Scored a club record 18 goals in the month of March...Recorded back-to-back four-goal games (Mar. 18 vs Washington & Mar. 20 vs Philadelphia) and a club record-tying five-goal game (April 9 at NY Rangers)...In games that he played, recorded a point on 160 of the team's 292 goals (54.8%) and was on the ice for 205 goals (70.2%)...Signed a seven-year contract on Oct. 5, 1992...Led the team with 18 points (8+10) in 11 playoff games, finishing tied for ninth in NHL playoff scoring...Played one shift in Game One on May 2 vs the NY Islanders in the Patrick Division Finals, leaving with a back injury...Missed the following game on May 4 and played only on the power play in Game Four on May 8.

1993-94: Missed the first 10 games of the season, after having surgery on July 28 to repair a herniated muscle in his back...Returned to the lineup on Oct. 28 vs Quebec, recording two assists...Missed a total of 58 games with back problems and two other games when he was held out as a precaution...Recorded 37 points (17+20) in 22 games.

JUNIOR CAREER

1983-84: In his final season with Laval (QMJHL), was named Canadian Major Junior Player of the Year, recording 282 points (133+149)...Holds the junior record for the most points (282) and goals (133) in a season...Ranks second in assists (149) in a season...Set a junior record scoring in 61 consecutive games.

MARIO LEMIEUX

INTERNATIONAL CAREER

1983 World Junior Championships: Playing for Team Canada, was his team's second leading scorer in the tournament held in Leningrad, recording 10 points (5+5)...Team Canada won the Bronze Medal.

1985 World Championships: Was named to the All-Tournament team...Scored two goals in Team Canada's 3-1 victory over the USSR, Team Canada's first win over the USSR since 1961.

1987 Canada Cup: Playing for Team Canada, led all players with 11 goals and finished second in points with 18, helping Team Canada win the tournament.

PERSONAL

Mario and wife Nathalie have two daughters, Lauren (two) and Stephanie (six months)...Makes his home in Pittsburgh year-round...Enjoys golf and has played on the Celebrity Golf Tour...Has served as honorary chairman for the Pittsburgh Cancer Institute...Is President of the Mario Lemieux Foundation.

NATIONAL HOCKEY LEAGUE RECORDS AND CAREER NOTES

- Ranks 20th among all-time NHL players and fifth among active players with 494 career goals and has the highest goals-per-game average in league history (.825%).
- Ranks 21st in NHL history and ninth among active players with 1,211 career points and has the second best points-per-game average in league history (2.02%).
- Ranks 25th in league history and 10th among active players with 717 career assists and has the second highest assists-per-game average in NHL history (1.20%).
- Is fourth in league history with 31 career games with three or more goals.
- Is tied for second for the most career 100 or more point seasons (eight) in NHL history.
- Holds the NHL Record for the most short-handed goals in a season, scoring 13 in 1988-89.
- Scored 85 goals in 1988-89, the fourth highest single season total in NHL history.
- One of only three players in NHL history to score 70 or more goals in different seasons.
- One of only three NHL players to record 100 or more assists in a single season.
- Scored 54 goals in the first 50 games of the 1988-89 season, the third highest total in NHL history.
- Had the second longest point-scoring streak in league history, recording a point in 46 consecutive games in the 1989-90 season (103 points).
- Is tied for the league lead in career overtime goals with seven.
- Recorded 100 points in his rookie season, the fifth highest total in NHL history.
- Scored his 1,000th career point on March 24, 1992 at Detroit, in his 513th career game, becoming the second fastest player to record 1,000 points in NHL history.

PITTSBURGH PENGUINS CLUB RECORDS

- Holds the club record for goals (494), assists (717), points (1,211), power play goals (155), game-winning goals (50), short-handed goals (37) and shots on goal (2,389).
- Holds the single-season club records for the most goals (85), assists (114) and points (199).
- Holds the club records for the most goals (5-twice) and points (8-twice) and is tied for the most assists (6-twice) in a single game.

PLAYOFF NOTES

- Has recorded 122 points (57+66) in 66 career playoff games.
- Has the highest goals-per-game average in NHL playoff history (.864).
- Has a career playoff points-per-game average of 1.85, the second highest in league playoff history.
- Led all playoff scorers in 1991 and 1992, recording 44 points (16+28) in 1991 and 34 points (16+18) in 1992.
- Recorded the second highest point total in a single playoff year in 1991 (44).
- Has recorded a point in 57 of his 66 career playoff games.
- In nine career Stanley Cup Finals games, has recorded 19 points (10+9).
- Recorded five goals and eight points on April 25, 1989 vs the Philadelphia Flyers to tie the NHL record for most goals and points in a single playoff game.

MARIO LEMIEUX

HONORS AND AWARDS

- Winner of the Conn Smythe Trophy as the playoff MVP in 1991 and 1992, only the second player in NHL history to win this award in back-to-back years (Bernie Parent).
- Won the Hart Memorial Trophy as the NHL's MVP in 1988 and 1993.
- Is a four-time winner of the Art Ross Trophy, as the league's leading scorer (1988, 1989, 1992 & 1993).
- Won the Calder Memorial Trophy as the NHL's Rookie of the Year in 1985.
- Won the Masterton Trophy in 1993, as the player who best exemplifies the qualities of perseverance, sportsmanship and dedication to hockey.
- Is the only player in NHL history to have won the Ross, Hart, Calder, Smythe and Masterton Trophies.
- Won the Lester B. Pearson Award as the NHL's outstanding player, as selected by the NHL Players' Association in 1986, 1988 and 1993.
- Was named to the NHL's First All-Star Team in 1988, 1989 and 1993 and the Second Team in 1986, 1987 and 1991.
- Has played in six NHL All-Star Games (plus Rendez Vous 87), winning MVP honors in 1985 (Calgary), 1988 (St. Louis) and 1990 (Pittsburgh).
- Has been honored as Pittsburgh's Dapper Dan Man of the Year on two occasions (1986 & 1989).

CAREER NOTES

- On December 31, 1988 vs the New Jersey Devils, became the first player in NHL history to score an empty net goal, and goals at the even strength, on the power play, short-handed and on a penalty shot.
- Of his 474 goals, 258 have come at home, 233 on the road and three have come in neutral site games.
- Has scored 22 career empty net goals and has scored a goal on six of seven career penalty shots.
- Has recorded a point on 1211 of the team's 2468 goals (49.1%) in the 599 career games that he has played.
- Has been on the ice for 1534 of the team's 2468 goals (62.2%) in the 599 career games that he has played.

LONGEST SCORING STREAK

LONGEST POINT SCORING STREAK

- 46 - Oct. 31, 1989 to Feb. 14, 1990
(39+64=103)
- 28 - Jan. 11 to Mar. 15, 1986
(21+38=59)
- 17 - Jan. 1 to Feb. 2, 1988
(19+18=37)
- 16 - Mar. 9 to Apr. 9, 1993
(27+24=51)
- 15 - Nov. 30 to Dec. 31, 1988
(20+24=44)
- 14 - Mar. 6 to Apr. 13, 1992
(12+25=37)
- 14 - Oct. 9 to Nov. 8, 1986
(17+15=32)
- 12 - Oct. 7 to Nov. 1, 1988
(18+23=41)
- 12 - Oct. 6 to Nov. 1, 1992
(18+20=38)
- 11 - Dec. 10 to Dec. 31, 1991
(9+21=30)
- 10 - Jan. 7 to Jan. 28, 1989
(11+22=33)

LONGEST GOAL SCORING STREAK

- 12 - Oct. 6 to Nov. 1, 1992
(18 goals)
- 11 - Mar. 18 to Apr. 4, 1993
(21 goals)
- 7 - Oct. 11 to Oct 25, 1988
(15 goals)
- 7 - Jan. 9 to Jan. 20, 1988
(12 goals)
- 7 - Oct. 22 to Nov. 4, 1986
(9 goals)

LONGEST ASSIST STREAK

- 14 - Jan. 15 to Feb. 16, 1986
(23 assists)
- 10 - Dec. 13 to Dec. 31, 1991
(21 assists)
- 9 - Oct. 15 to Nov. 1, 1988
(20 assists)
- 9 - Dec. 12, 1992 to Jan. 2, 1993
(19 assists)
- 9 - Oct. 6 to Oct. 24, 1992
(18 assists)
- 9 - Mar. 23 to Apr. 7, 1993
(16 assists)
- 9 - Mar. 15 to Apr. 13, 1992
(16 assists)

Lemieux's longest goal-less streak is seven games, from Oct. 13-30, 1984 and Jan. 26-Feb. 22, 1992. He has been held without a point in back-to-back games 12 times in his career and has never gone three consecutive games without recording a point.

MULTIPLE GOAL AND POINT GAMES

MULTIPLE GOAL GAMES

TWO GOALS	THREE GOALS	FOUR GOALS	FIVE GOALS	TOTAL
75	21	8	2	106

MULTIPLE POINT GAMES

TWO POINTS	THREE POINTS	FOUR POINTS	FIVE POINTS	SIX POINTS	SEVEN POINTS	EIGHT POINTS	TOTAL
153	111	47	30	8	3	2	354

MARIO LEMIEUX

GOATENDERS WHO HAVE ALLOWED MOST GOALS BY LEMIEUX

CAREER	SEASON
1. John Vanbiesbrouck	24
2. Empty Net	22
3. Ron Hextall	17
4. Pete Peeters	15
5. Don Beaupre	14
Kelly Hrudey	14
7. Glen Healy	13
8. Ken Wregget	12
9. Alain Chevrier	11
Bob Froese	11
Mario Gosselin	11
Clint Malarchuk	11
Mike Liut	11
1. Kelly Hrudey	6 (1988-89)
Empty Net	6 (1988-89)
3. Rick Wamsley	5 (1985-86)
Mike Liut	5 (1986-87)
Glen Hanlon	5 (1987-88)
Clint Malarchuk	5 (1987-88)
Ron Hextall	5 (1987-88)
Ron Hextall	5 (1988-89)
Sean Burke	5 (1988-89)
Bob Sauve	5 (1988-89)
Bob Froese	5 (1989-90)
Tommy Soderstrom	5 (1992-93)

INJURIES

REGULAR SEASON

SEASON	INJURY	GAMES MISSED	TEAM'S RECORD
1984-85	Suffered a sprained left knee on Nov. 21 vs Washington.	7	1-5-1
1985-86	Lower back strain	1	1-0-0
1986-87	Suffered a sprained right knee on Dec. 20 vs Philadelphia.	13	2-7-4
	Bronchitis	4	1-2-1
1987-88	Suffered a bruised right shoulder on Nov. 5 at NY Islanders.	3	1-2-0
1988-89	Suffered a sprained right wrist on Nov. 3 vs Quebec.	2	0-2-0
	Suffered a pulled groin in practice on Mar. 15.	2	1-1-0
1989-90	Suffering from a herniated disc in his back.	21	5-12-4
1990-91	Had back surgery on July 11, 1990 to remove the herniated part of the disc.	50	26-21-3
	Suffered a pulled groin on Feb. 2 vs Boston.	1	0-1-0
	Suffered a bruised left foot on Feb. 21 vs Toronto.	1	0-1-0
	Suffered a laceration above his left eye on Mar. 26 at Philadelphia that required 14 stitches.	1	1-0-0
1991-92	Back injury	3	0-2-1
	Back injury	4	2-2-0
	Back injury	6	1-4-1
	Flu	1	1-0-0
	Suffered a bruised shoulder on April 13 at New Jersey.	2	1-0-1
1992-93	Suffered a bruised heel on Dec. 1 at NY Islanders.	1	0-1-0
	Back injury	3	1-2-0
	The Penguins announced on Jan. 12, that Lemieux had Hodgkin's disease.	20	10-8-2
1993-94	Had back surgery on July 28, 1993 to repair a herniated muscle in his back.	10	6-3-1
	Soreness in his back	1	1-0-0
	Soreness in his back	1	1-0-0
	Flu	2	2-0-0
	Continuing to condition his back.	36	17-11-8
	Soreness in his back	2	2-0-0
	Soreness in his back	1	1-0-0
	Soreness in his back	2	0-1-1
	Soreness in his back	5	4-1-0
	REGULAR SEASON TOTAL	206	89-89-28
	Lemieux has missed three other games, being held out as a precaution, with the Penguins losing all three.		

INJURIES

PLAYOFFS

SEASON	INJURY	GAMES MISSED	TEAM'S RECORD
1990-91	Back injury	1	0-1-0
1991-92	Suffered a bruised shoulder on Apr. 13 at New Jersey.	1	0-1-0
	Suffered a broken left hand on May 5 at NY Rangers.	5	4-1-0
1993-93	Back injury	1	1-0-0
	PLAYOFF TOTAL	8	5-3-0



FRANCOIS LEROUX


18

Defense

HT/WT: 6' 6" 225 lbs. **Shoots:** Left **Age:** 25

Born: Ste.-Adele, Quebec, April 18, 1970

Acquired: Acquired by Pittsburgh from Ottawa in the 1995 NHL Waiver Draft on January 18, 1995.



CAREER HIGHLIGHTS

MILESTONES WITHIN REACH: (Current total): 100th game (74).

FIRST NHL GAME: January 21, 1989 - in a 7-4 Edmonton loss vs Pittsburgh.

FIRST NHL POINT: October 11, 1989 - an assist in a 5-2 Edmonton loss vs Vancouver.

MOST ASSISTS, GAME: 2 - March 31, 1991 - in a 6-3 Edmonton win vs Winnipeg.

MOST POINTS, GAME: 2 - March 31, 1991 - in a 6-3 Edmonton win vs Winnipeg (2a).

MOST PENALTY MINUTES, GAME: 32 - March 7, 1995 - in a 5-4 Pittsburgh loss vs Quebec.

CAREER RECORD VS

TEAM	GP	G	A	PTS	PIM	TEAM	GP	G	A	PTS	PIM
Anaheim	1	0	0	0	2	NY Islanders	4	0	0	0	12
Boston	8	0	0	0	13	NY Rangers	4	0	0	0	2
Buffalo	3	0	1	1	6	Ottawa	4	0	0	0	7
Calgary	4	0	0	0	0	Philadelphia	6	0	0	0	18
Chicago	2	0	0	0	5	Pittsburgh	3	0	0	0	11
Dallas	1	0	0	0	12	Quebec	4	0	0	0	37
Detroit	1	0	0	0	4	San Jose	1	0	0	0	0
Edmonton	1	0	0	0	0	St. Louis	1	0	0	0	0
Florida	5	0	0	0	15	Tampa Bay	2	0	0	0	5
Hartford	2	0	0	0	0	Toronto	1	0	0	0	4
Los Angeles	1	0	0	0	0	Vancouver	2	0	1	1	2
Montreal	3	0	1	1	0	Washington	5	0	0	0	16
New Jersey	4	0	1	1	5	Winnipeg	1	0	2	2	0
TOTALS							74	0	6	6	195

1994-95 SEASON REVIEW

Was acquired from the Ottawa Senators by the Penguins in the 1995 Waiver Draft on January 18...Played in a NHL career-high 40 games, recording two assists...Led the Penguins in penalty minutes with 114...Had a plus seven rating and was a plus or even player in 33 of his 40 games...Had a team-high 32 penalty minutes on March 7 vs Quebec...Played 44 games with Prince Edward Island (AHL), prior to being claimed by the Penguins...Recorded 18 points (4+14) and had a plus 21 rating with PEI. **PLAYOFFS:** Recorded two assists in 12 playoff games...Assisted on Luc Robitaille's overtime goal vs Washington in Game Five of the Conference Quarterfinals on May 14.

PRO CAREER

1988-89: Played in two games with Edmonton, during a mid-season callup from St. Jean (QMJHL)...Played in his first NHL game on January 21 vs Pittsburgh.

1989-90: Began the season with Edmonton and played in three games before being returned



to juniors... Recorded his first point on October 11 vs Vancouver.

1990-91: Played in Edmonton's last regular season game on March 31 vs Winnipeg, recorded two assists...Played 71 games with Cape Breton (AHL), recording nine points (2+7).

1991-92: Played 61 games with Cape Breton, recording 29 points (7+22)...Played in four games with Edmonton.

1992-93: Played in 55 games with Cape Breton, recorded a pro career-high in goals (10), assists (24) and points (34).

1993-94: Was claimed in the 1994 Waiver Draft from Edmonton by Ottawa...Split the season between Ottawa and PEI.

JUNIOR CAREER

Played three seasons in the Quebec Major Hockey League, two with St-Jean and one with Victoriaville...During the 1988-89 season, playing with St-Jean, set career-highs in goals (8), assists (34), points (42) and penalty minutes (185).

PERSONAL

Francois is single and spends the off-season in Montreal...Enjoys

playing golf and softball...His favorite team growing up was the Montreal Canadiens...Has one brother.

AMATEUR and PROFESSIONAL PLAYING RECORD

SEASON	TEAM	LEAGUE	REGULAR SEASON											PLAYOFFS			
			GP	G	A	PTS	PIM	+/-	PP	SH	GW	S	GP	G	A	PTS	PIM
1987-88	St. Jean (a)	QMJHL	58	3	8	11	143	-	-	-	-	-	7	2	0	2	21
1988-89	Edmonton	NHL	2	0	0	0	0	1	0	0	0	0	-	-	-	-	-
	St. Jean	QMJHL	57	8	34	42	185	-	-	-	-	-	-	-	-	-	-
1989-90	Edmonton	NHL	3	0	1	1	0	-2	0	0	0	0	-	-	-	-	-
	Victoriaville	QMJHL	54	4	33	37	169	-	-	-	-	-	-	-	-	-	-
1990-91	Edmonton	NHL	1	0	2	2	0	1	0	0	0	1	-	-	-	-	-
	Cape Breton	AHL	71	2	7	9	124	-	-	-	-	-	4	0	1	1	19
1991-92	Edmonton	NHL	4	0	0	0	7	-1	0	0	0	0	-	-	-	-	-
	Cape Breton	AHL	61	7	22	29	114	-	-	-	-	-	5	0	0	0	8
1992-93	Edmonton	NHL	1	0	0	0	4	0	0	0	0	0	-	-	-	-	-
	Cape Breton	AHL	55	10	24	34	139	-	-	-	-	-	16	0	5	5	29
1993-94	Ottawa (b)	NHL	23	0	1	1	70	-4	0	0	0	0	-	-	-	-	-
	PEI	AHL	25	4	6	10	52	-	-	-	-	-	-	-	-	-	-
1994-95	PITTSBURGH (c)	NHL	40	0	2	2	114	7	0	0	0	19	12	0	2	2	14
	PEI	AHL	25	4	6	10	52	-	-	-	-	-	-	-	-	-	-
NHL TOTALS			74	0	6	6	195	2	0	0	0	28	12	0	2	2	14
PGH TOTALS			40	0	2	2	114	7	0	0	0	19	12	0	2	2	14

a - June, 1988 - Drafted by Edmonton in 1988 Entry Draft. First Oilers pick, 19th overall, first round.

b - October 6, 1993 - Claimed from Edmonton by Ottawa in 1994 Waiver Draft.


c - January 18, 1995 - Claimed from Ottawa by Pittsburgh in 1995 Waiver Draft.



Defense

HT/WT: 5' 10" 180 lbs. **Shoots:** Left **Age:** 31
Born: Thunder Bay, Ontario, September 8, 1964

Acquired: Traded by Ottawa to Pittsburgh with Troy Murray for Martin Straka on April 7, 1995.



CAREER HIGHLIGHTS

MILESTONES ACHIEVED: 300th game (1/27/94 vs Hartford)...200th point (3/26/95 vs Quebec).

MILESTONES WITHIN REACH: (Current total): 400th game (356)...200th assist (169).

FIRST NHL GAME: October 9, 1986 - in a 5-3 NY Rangers loss vs New Jersey.

FIRST NHL POINT: October 9, 1986 - an assist in a 5-3 NY Rangers loss vs New Jersey.

FIRST NHL GOAL: December 29, 1987 - in a 3-3 NY Rangers tie at NY Islanders vs Kelly Hrudey.

MOST GOALS, GAME: 2 - February 17, 1993 - in a 6-4 Ottawa loss at Quebec.

MOST ASSISTS, GAME: 3 - Three times.

MOST POINTS, GAME: 4 - November 3, 1993 - in a 7-5 Ottawa win at Edmonton (1g,3a).

CAREER RECORD VS

TEAM	GP	G	A	PTS	PIM	TEAM	GP	G	A	PTS	PIM
Anaheim	1	0	0	0	0	NY Islanders	21	1	7	8	8
Boston	18	3	6	9	16	NY Rangers	14	0	4	4	6
Buffalo	19	2	8	10	20	Ottawa	2	0	3	3	0
Calgary	12	0	4	4	6	Philadelphia	19	2	8	10	14
Chicago	7	0	3	3	0	Pittsburgh	16	3	8	11	14
Dallas	14	0	4	4	2	Quebec	22	7	15	22	16
Detroit	9	1	5	6	10	San Jose	9	2	6	8	2
Edmonton	6	2	7	9	4	St. Louis	9	0	5	5	6
Florida	6	0	5	5	0	Tampa Bay	8	1	0	1	2
Hartford	18	1	13	14	20	Toronto	11	1	5	6	16
Los Angeles	14	3	9	12	4	Vancouver	14	1	5	6	12
Montreal	25	2	11	13	24	Washington	24	4	6	10	10
New Jersey	22	3	9	12	10	Winnipeg	18	3	13	16	8
						TOTALS	356	42	169	211	230

1994-95 SEASON REVIEW

Was acquired from the Ottawa Senators with Troy Murray on April 7 for Martin Straka...Recorded his 200th career point on March 26 vs Quebec, while playing for the Senators...At the time of the trade, ranked first in Senators history in games played (148) and second in points (97)...Recorded nine assists in 13 games with the Penguins...Had a plus seven rating with the Penguins, and was a plus or even player in 11 of his 13 games with the Penguins. **PLAYOFFS:** Recorded five points (1+4) in 12 playoff games...Scored the game-winning goal in Game Seven vs Washington in the Conference Quarterfinals on May 18.

PRO CAREER

1986-87: Signed by the Rangers on September 8, 1986 as a free agent...Spent most of the season with New Haven (AHL), recording 36 points (6+30).

1987-88: Began the season with Colorado (IHL), before being called up by the Rangers on Dec. 16...Played in 37 games with the Rangers, recording 24 points (9+15), before suffering a season-ending shoulder injury on Mar. 16 vs Washington.

1988-89: Started the season with the Rangers, playing 26 games, before being traded to the Hartford Whalers on Dec. 26...Ranked second on the Whalers in scoring among defensemen with 32 assists.

1989-90: Began the season with Binghamton (AHL), prior to being acquired by the Edmonton Oilers on Oct. 10.

1990-91: Split the season between Edmonton and Cape Breton (AHL)...At Cape Breton, was named the AHL's Outstanding Defenseman and named to the AHL's First All-Star Team.

1991-92: Led Edmonton with a plus 20 rating...Ranked second on the team among defensemen in scoring with 40 points (6+34).

1992-93: Was selected by Ottawa in the NHL Waiver Draft from Edmonton...Led the Senators in scoring



with 63 points (17+46)...Set career highs in goals, assists, points and penalty minutes (84)...Was named the team's MVP and top defenseman...Set a club record, recording a point in nine straight games from Feb. 17 to Mar. 4.
1993-94: Was tied for the club lead among defensemen in points with 23 (3+20), despite missing 31 games with various injuries.

COLLEGE CAREER

Played four seasons at the University of Minnesota-Duluth (WCHA), recording 191 points (39+152) in 165 games...Still holds the school record for the most assists in a career...Led his team to the WCHA Championship in 1983-84 and 1984-85...In both 1984-85 and 1985-86, received All-American Honors and was selected to the WCHA First All-Star Team...Was named to the WCHA Second Team in 1983-84...Was a finalist for the Hobey Baker Award in 1986...Was a member of the Minnesota-Duluth Team that lost the NCAA Final in four overtimes to Bowling Green in 1984.

INTERNATIONAL CAREER

Was a member of Team Canada at the World Championships in Munich in 1993, recording five assists in eight games.

PERSONAL

Norm and wife Lisa have two daughters, Danielle (3) and Jordan (1) and spend their off-season in Duluth, Minnesota...Majored in communications in college...Enjoys playing golf...Began in bantam hockey as a forward...Has one sister.

AMATEUR and PROFESSIONAL PLAYING RECORD

SEASON	TEAM	LEAGUE	REGULAR SEASON											LAYOFFS				
			GP	G	A	PTS	PIM	+/-	PP	SH	GW	S	GP	G	A	PTS	PIM	
1982-83	Minn.-Duluth	WCHA	45	1	26	27	40	-	-	-	-	-	-	6	0	2	2	2
1983-84	Minn.-Duluth (a)	WCHA	31	13	28	41	28	-	-	-	-	-	-	8	1	10	11	8
1984-85	Minn.-Duluth (bc)	WCHA	47	14	47	61	63	-	-	-	-	-	-	10	3	3	6	6
1985-86	Minn.-Duluth (bc)	WCHA	42	11	51	62	36	-	-	-	-	-	-	4	2	3	5	2
1986-87	NY Rangers (d)	NHL	3	0	1	1	0	-5	0	0	0	2	-	-	-	-	-	-
	New Haven	AHL	71	6	30	36	73	-	-	-	-	-	7	0	0	0	9	
1987-88	NY Rangers	NHL	37	9	15	24	14	10	4	0	2	65	-	-	-	-	-	
	Colorado	IHL	27	6	20	26	22	-	-	-	-	-	-	-	-	-	-	
1988-89	NY Rangers (e)	NHL	26	0	10	10	14	-3	0	0	0	36	-	-	-	-	-	
	Hartford	NHL	37	1	22	23	24	0	1	0	0	51	1	0	0	0	2	
1989-90	Binghamton	AHL	2	0	0	0	0	-	-	-	-	-	-	-	-	-	-	
	Edmonton (f)	NHL	1	0	0	0	0	-1	0	0	0	0	-	-	-	-	-	
	Cape Breton	AHL	68	13	37	50	55	-	-	-	-	-	6	0	7	7	10	
1990-91	Edmonton	NHL	21	2	5	7	14	1	1	0	0	25	18	0	4	4	8	
	Cape Breton (gh)	AHL	56	13	46	59	60	-	-	-	-	-	-	-	-	-	-	
1991-92	Edmonton	NHL	57	6	34	40	38	20	3	0	3	105	13	1	2	3	10	
1992-93	Ottawa (i)	NHL	80	17	46	63	84	-46	7	1	2	184	-	-	-	-	-	
1993-94	Ottawa	NHL	53	3	20	23	26	-26	0	0	0	88	-	-	-	-	-	
1994-95	Ottawa (j)	NHL	28	4	7	11	10	-9	2	0	0	30	-	-	-	-	-	
	PITTSBURGH	NHL	13	0	9	9	6	7	0	0	0	20	12	1	4	5	8	
NHL TOTALS			356	42	169	211	230	-52	18	1	7	606	44	2	10	12	28	
PGH TOTALS			13	0	9	9	6	7	0	0	0	20	12	1	4	5	8	

a - WCHA Second All-Star Team (1983-84)
 b - WCHA First All-Star Team (1984-85, 1985-86)
 c - NCAA West First All-American Team (1984-85, 1985-86)
 d - Sept. 8, 1986 - Signed by NY Rangers as a free agent.
 e - Dec. 28, 1988 - Traded to Hartford by NY Rangers with Brian Lawton and Don Maloney for Carey Wilson and Hartford's fifth round draft choice (Lubos Rot) in 1990 Entry Draft.
 f - Oct. 10, 1989 - Traded to Edmonton by Hartford for Jim Ennis.
 g - AHL First All-Star Team (1990-91)
 h - Won Eddie Shore Trophy (AHL Outstanding Defenseman) (1990-91)
 i - Oct. 4, 1992 - Claimed by Ottawa from Edmonton in NHL Waiver Draft.
 j - April 7, 1995 - Traded to Pittsburgh by Ottawa with Troy Murray for Martin Straka.



DMITRI MIRONOV


15

Defense

HT/WT: 6' 2" 214 lbs. **Shoots:** Right **Age:** 29

Born: Moscow, USSR, December 25, 1965

Acquired: Traded by Toronto to Pittsburgh for Larry Murphy on July 8, 1995.



CAREER HIGHLIGHTS

MILESTONES ACHIEVED: 100th game (12/17/93 at NY Islanders).

MILESTONES WITHIN REACH: (Current total): 200th game (175)...100th point (85).

FIRST NHL GAME: March 17, 1992 - in a 4-3 (OT) Toronto win vs Quebec.

FIRST NHL POINT: April 15, 1992 - a goal in a 4-2 Toronto win vs NY Rangers vs Mike Richter.

FIRST NHL GOAL: April 15, 1992 - in a 4-2 Toronto win vs NY Rangers vs Mike Richter.

FIRST NHL ASSIST: October 22, 1992 - in a 5-2 Toronto win at Tampa Bay.

MOST GOALS, GAME: 2 - October 20, 1992 - in a 5-3 Toronto win vs Ottawa.

MOST ASSISTS, GAME: 4 - March 4, 1994 - in a 6-5 (OT) Toronto win at Detroit.

MOST POINTS, GAME: 4 - March 4, 1994 - in a 6-5 (OT) Toronto win at Detroit (4a).

CAREER RECORD VS

TEAM	GP	G	A	PTS	PIM	TEAM	GP	G	A	PTS	PIM
Anaheim	7	1	1	2	6	NY Islanders	5	0	1	1	0
Boston	4	0	1	1	2	NY Rangers	4	1	1	2	4
Buffalo	4	1	1	2	4	Ottawa	5	2	2	4	2
Calgary	10	1	3	4	2	Philadelphia	4	0	0	0	2
Chicago	13	1	6	7	4	Pittsburgh	3	0	2	2	2
Dallas	10	3	2	5	6	Quebec	6	1	1	2	2
Detroit	12	2	8	10	16	San Jose	12	1	9	10	6
Edmonton	7	1	3	4	10	St. Louis	14	0	4	4	6
Florida	3	0	0	0	4	Tampa Bay	8	0	2	2	16
Hartford	4	1	0	1	8	Toronto	-	-	-	-	-
Los Angeles	11	2	7	9	12	Vancouver	9	2	3	5	14
Montreal	4	0	0	0	0	Washington	4	0	1	1	4
New Jersey	3	0	0	0	6	Winnipeg	9	2	5	7	8
TOTALS	175	22	63	85	146						

1994-95 SEASON REVIEW

Was acquired from the Toronto Maple Leafs along with Toronto's second round draft choice in the 1996 Entry Draft for Larry Murphy on July 8...Ranked second on the team among defensemen with 17 points (5+12), playing in 33 games...Ranked second on the team with a plus six rating...Was a plus or even player in 24 of his 33 games...Had two multiple point games...Suffered a separated left shoulder on March 27 vs Edmonton and missed the next 14 games...Returned to the lineup for the last game of the regular season. **PLAYOFFS:** Recorded three points (2+1) in six playoff games.

PRO CAREER

1991-92: Joined Toronto on March 14, after participating in the 1992 Olympics for the Unified Team...His first NHL goal was the game-winning goal on April 15 vs the Rangers and Mike Richter.

1992-93: Ranked third on the team among defensemen in assists (24) and points (31)...Scored seven goals, including four on the power play.

1993-94: Ranked second on the club among defensemen in points with 36 and first with a



career-high nine goals and 147 shots...Recorded 19 of his 36 points on the road...Missed the last five games with a strained rib muscle...During the 1994 playoffs, was tied for fourth among NHL defensemen with 15 points...Led the NHL with six power play goals...Tied a team record for goals by a defenseman in one playoff year with six.

RUSSIAN CAREER

1989-90: Playing for the Soviet Wings, was second in scoring on the team among defensemen with 15 points.

1990-91: Ranked second in the league among defensemen in points (28) and goals (16).

1991-92: Was tied for sixth in league scoring with 31 points...Was the highest scoring defenseman in the league and was the only defenseman to lead his team in scoring.

INTERNATIONAL CAREER

1991 WORLD CHAMPIONSHIPS:

Was a member of Bronze Medal winning Russian Team at the 1991 World Championships in Finland, recording six points (4+2) in 10 games and a team-high plus 13...Was named to the Second Team All-Tournament Team.

- 1991 CANADA CUP:** Played in five games during the 1991 Canada Cup for the USSR Team, recording one assist.
- 1992 OLYMPICS:** Played in seven games for the Unified Team, recording four points (3+1), helping his team win the Gold Medal.
- 1992 WORLD CHAMPIONSHIPS:** Was a member of the Unified Team at the 1992 World Championships in Prague, Czechoslovakia, recording two points (1+1) in six games.

PERSONAL

Dmitri and wife Ekaterina have one son, Egor (8)...Lives in Toronto in the off-season...His brother, Boris, plays for the Edmonton Oilers...Enjoys soccer, tennis, swimming and fishing during the off-season...Nickname is "Tree".

AMATEUR and PROFESSIONAL PLAYING RECORD

SEASON	TEAM	LEAGUE	GP	G	A	REGULAR SEASON										PLAYOFFS				
						PTS	PIM	+	-	PP	SH	GW	S	GP	G	A	PTS	PIM		
1985-86	CSKA	USSR	9	0	1	1	8	-	-	-	-	-	-	-	-	-	-	-	-	-
1986-87	CSKA	USSR	20	1	3	4	10	-	-	-	-	-	-	-	-	-	-	-	-	-
1987-88	Soviet Wings	USSR	44	12	6	18	30	-	-	-	-	-	-	-	-	-	-	-	-	-
1988-89	Soviet Wings	USSR	44	5	6	11	44	-	-	-	-	-	-	-	-	-	-	-	-	-
1989-90	Soviet Wings	USSR	45	4	11	15	34	-	-	-	-	-	-	-	-	-	-	-	-	-
1990-91	Soviet Wings (a)	USSR	45	16	12	28	22	-	-	-	-	-	-	-	-	-	-	-	-	-
1991-92	Soviet Wings	CIS	35	15	16	31	62	-	-	-	-	-	-	-	-	-	-	-	-	-
	Toronto	NHL	7	1	0	1	0	-4	0	0	1	7	-	-	-	-	-	-	-	-
1992-93	Toronto	NHL	59	7	24	31	40	-1	4	0	1	105	14	1	2	3	2			
1993-94	Toronto	NHL	76	9	27	36	78	5	3	0	0	147	18	6	9	15	6			
1994-95	Toronto (b)	NHL	33	5	12	17	28	6	2	0	0	68	6	2	1	3	2			
NHL TOTALS			175	22	63	85	146	6	9	0	2	327	38	9	12	21	10			


a - June, 1991 - Drafted by Toronto in 1991 Entry Draft. Ninth Maple Leaf's pick, 160th overall, eighth round.
b - July 8, 1995 - Traded to Pittsburgh with Toronto's second round draft choice in the 1996 Entry Draft for Larry Murphy.



Right Wing

HT/WT: 6' 2" 213 lbs. **Shoots:** Right **Age:** 22
Born: Halifax, Nova Scotia, November 1, 1972

Acquired: Traded by Boston to Pittsburgh with Bryan Smolinski and the Bruins third round draft choice in the 1996 Entry Draft for Kevin Stevens and Shawn McEachern on August 2, 1995.



CAREER HIGHLIGHTS

MILESTONES ACHIEVED: 100th game (3/17/94 vs Pittsburgh).

MILESTONES WITHIN REACH: (Current total): 200th game (148).

FIRST NHL GAME: January 28, 1992 - in a 4-2 Bruins win at Quebec.

FIRST NHL POINT: January 28, 1992 - a goal in a 4-2 Bruins win at Quebec.

FIRST NHL GOAL: January 28, 1992 - in a 4-2 Bruins win at Quebec vs Ron Tugnutt.

MOST GOALS, GAME: 2 - November 11, 1993 - in a 3-1 Bruins win vs San Jose.

MOST ASSISTS, GAME: 2 - October 10, 1992 - in an 8-2 Bruins win at San Jose.

MOST POINTS, GAME: 2 - Six times.

CAREER RECORD VS


TEAM	GP	G	A	PTS	PIM	TEAM	GP	G	A	PTS	PIM
Anaheim	2	1	1	2	0	NY Islanders	9	1	1	2	2
Boston	-	-	-	-	-	NY Rangers	8	2	2	4	12
Buffalo	14	2	0	2	17	Ottawa	9	2	2	4	4
Calgary	2	0	0	0	2	Philadelphia	9	1	0	1	2
Chicago	3	1	1	2	0	Pittsburgh	11	0	0	0	7
Dallas	2	1	0	1	4	Quebec	11	1	1	2	6
Detroit	2	0	1	1	0	San Jose	4	2	2	4	2
Edmonton	3	1	1	2	0	St. Louis	2	0	0	0	2
Florida	6	1	0	1	4	Tampa Bay	5	0	1	1	12
Hartford	12	1	1	2	6	Toronto	3	0	0	0	0
Los Angeles	4	2	1	3	0	Vancouver	3	0	0	0	0
Montreal	11	5	3	8	12	Washington	6	2	1	3	8
New Jersey	4	2	0	2	0	Winnipeg	3	1	1	2	0
TOTALS	148	29	20	49	102						

1994-95 SEASON REVIEW

Was acquired from the Boston Bruins along with Bryan Smolinski and the Bruins' third round draft choice in the 1996 Entry Draft for Kevin Stevens and Shawn McEachern...Recorded seven points (5+2) in 35 games with the Bruins...Two of his five goals were game-winning goals...Recorded six of his seven points during the second half of the season...Tied his career single-game-highs with two points (1+1) on March 16 vs Montreal...Missed three games with a sinus infection. **PLAYOFFS:** Played in two of the Bruins five playoff games, recording no points.

PRO CAREER

1991-92: Was selected by the Bruins in the first round of the 1991 Entry Draft (18th overall)...Spent most of the season with Sudbury (OHL), being recalled twice by the Bruins...Played two games on a try-out agreement, scoring his first NHL goal in his first



game, January 28 in Quebec...Signed a contract with the Bruins on February 27 and returned to the Bruins on April 11 at the conclusion of his junior season.

1992-93: Split the season between Boston and Providence (AHL)...Recorded six points (3+3) in his first six games with the Bruins, before being assigned to Providence on November 17...Was recalled twice more by the Bruins.

1993-94: Set career-highs in goals (18), assists (13) and points (31)...12 of his 18 goals came in the second half of the season...Had a six-game scoring streak from February 23 to March 7, recording six points (4+2)...Had a three game goal-scoring streak from February 10-14, recording three goals...Played in his 100th game on March 17 vs Pittsburgh.

JUNIOR CAREER

Played three seasons with Sudbury, improving his point totals each season...Played in 182 career OHL games, recording 185 points (72+113)...During the 1991-

92 season, ranked third on the team with 84 points and recorded 11 points in 11 playoff games...Scored four goals in a playoff game vs Oshawa.

PERSONAL

Single...Nickname, Muzz...Raised in Bridgewater, Nova Scotia where he spent most of the off-season.

AMATEUR and PROFESSIONAL PLAYING CAREER

SEASON	TEAM	LEAGUE	REGULAR SEASON											PLAYOFFS					
			GP	G	A	PTS	PIM	+/-	PP	SH	GW	S	GP	G	A	PTS	PIM		
1988-89	South Shore	Midget	45	50	56	106	62	-	-	-	-	-	-	-	-	-	-	-	-
1989-90	Sudbury	OHL	62	8	28	36	17	-	-	-	-	-	-	7	0	0	0	0	4
1990-91	Sudbury (a)	OHL	66	27	38	65	82	-	-	-	-	-	-	5	8	4	12	10	-
1991-92	Sudbury	OHL	54	37	47	84	93	-	-	-	-	-	-	11	7	4	11	18	-
	Boston	NHL	5	3	1	4	0	2	1	0	0	0	20	15	4	2	6	10	-
1992-93	Boston	NHL	27	3	4	7	8	-6	2	0	1	28	-	-	-	-	-	-	-
	Providence	AHL	43	30	26	56	42	-	-	-	-	-	-	6	1	4	5	4	-
1993-94	Boston	NHL	81	18	13	31	48	-1	0	0	4	114	13	4	5	9	14	-	-
1994-95	Boston (b)	NHL	35	5	2	7	46	-11	0	0	2	64	2	0	0	0	2	-	-
NHL TOTALS			148	29	20	49	102	-16	3	0	7	226	30	8	7	15	26	-	-

a - June, 1991 - Drafted by Boston in 1991 Entry Draft, First Bruins pick, 18th overall, in the first round.

b - August 1, 1995 - Traded to Pittsburgh by Boston with Bryan Smolinski and a third round draft choice in 1996 for Kevin Stevens and Shawn McEachern




MARKUS NASLUND

29

Left Wing/Right Wing

HT/WT: 5' 11" 195 lbs. **Shoots:** Left **Age:** 22
Born: Bonassund, Sweden, July 30, 1973

Acquired: Pittsburgh's first round draft choice,
16th overall, 1991 Entry Draft.



CAREER HIGHLIGHTS

MILESTONES WITHIN REACH: (Current total): 100 games (85).

FIRST NHL GAME: Oct. 5, 1993 - a 4-3 loss at Philadelphia.

FIRST NHL POINT: Oct. 10, 1993 - an assist on a Martin Straka goal in a 7-4 loss at Quebec.

FIRST NHL GOAL: Nov. 9, 1993 - in a 3-3 tie at St. Louis vs Curtis Joseph.

MOST GOALS, GAME: 1-Six times.

MOST ASSISTS, GAME: 2-Jan. 29, 1994 in a 4-4 tie at Toronto.

MOST POINTS, GAME: 2-Jan. 29, 1994 in a 4-4 tie at Toronto (2a).

MOST PENALTY MINUTES, GAME: 5-Dec. 4, 1993 in a 7-6 overtime win at Hartford.

CAREER RECORD VS

Team	GP	G	A	PTS	PIM	Team	GP	G	A	PTS	PIM
Anaheim	2	0	1	1	2	NY Islanders	6	0	1	1	0
Boston	6	0	1	1	0	NY Rangers	3	0	0	0	0
Buffalo	7	0	1	1	0	Ottawa	3	0	1	1	2
Calgary	1	0	0	0	0	Philadelphia	4	0	1	1	4
Chicago	2	0	0	0	0	Quebec	7	1	1	2	2
Dallas	2	1	0	1	2	San Jose	1	0	0	0	2
Detroit	2	0	0	0	0	St. Louis	2	1	0	1	0
Edmonton	2	0	0	0	2	Tampa Bay	5	0	0	0	0
Florida	5	1	0	1	0	Toronto	1	0	2	2	2
Hartford	6	2	0	2	5	Vancouver	2	0	0	0	0
Los Angeles	2	0	0	0	0	Washington	3	0	0	0	2
Montreal	6	0	0	0	0	Winnipeg	2	0	0	0	4
New Jersey	3	0	0	0	0	TOTAL	85	6	9	15	29


1994-95 SEASON REVIEW

Played in 14 games with the Penguins, recording four points (2+2)...Had two two-game scoring streaks during the season...Was a plus or even player in 11 of his 14 games...Scored goals on February 7 vs Florida and February 18 at Hartford...Was assigned to Cleveland (IHL) on March 28...Played in seven games with Cleveland, recording seven points (3+4)...Appeared in all four of Cleveland's playoff games, recording four points (1+3)...Was recalled from Cleveland on April 27. **PLAYOFFS:** Did not dress for any of the Penguins 12 playoff games.

PRO CAREER

1992-93: Was drafted in the first round by the Penguins (16th overall) in the 1991 Entry Draft...Was only the eighth Swedish player to ever be drafted in the first round...During the 1992 Penguins Training Camp Tournament, led all scorers with eight points (5+3).

1993-94: During the 1993 Penguins Training Camp Tournament, led all scorers with seven points (5+2)...Was signed by the Penguins on September 9, 1993...Played in 71 games during his rookie season, recording 11 points (4+7)...Recorded his first point, an assist on a Martin Straka goal, at Quebec on October 10...Scored his first goal on November 9 at St.



Louis in a 3-3 overtime tie...Had one multiple point game during the season, on January 29 at Toronto, recording two assists...Had a season-high three-game scoring streak from January 25-29, recording four points (1+3)...Was assigned to Cleveland (IHL) four times during the season...Played in a total of five games with Cleveland, recording seven points (1+6).

JUNIOR CAREER

1991-92: Led his team (MoDo) in goals with 22 and points with 39...Was tied for fifth in the league in goals and ranked 13th in points.
1992-93: Was tied for second on his team and tied for sixth in the league in scoring with 39 points...Finished fourth in the league in goals with 22...
 Recorded 15 points (6+9) in his last 14 games.

INTERNATIONAL CAREER

1992 WORLD JUNIOR TOURNAMENT: Playing for Team Sweden, finished tied for the tournament lead in goals with eight and was tied for third in points with 10...Helped lead Team Sweden to a 5-1-1 record and the Silver Medal in Fussen, Germany.
1993 WORLD JUNIOR

TOURNAMENT: Led the tournament with 13 goals, while finishing second in assists (11) and points (24)...Was named to the First All-Star Team and helped his team win the Silver Medal in Gavle, Sweden... Holds the World Junior Tournament record for the most goals in a tournament (13).

1993 WORLD CHAMPIONSHIPS: Recorded two points (1+1) in eight games as Team Sweden captured the Silver Medal.

PERSONAL

Markus and wife Lotta spend their summers in Sweden...Enjoys waterskiing, playing tennis and working out in the summer...Enjoys listening to all types of music...His favorite players growing up were Mario Lemieux, Wayne Gretzky and Haken Loob...Resides in Ornskoldsvik, a town of about 60,000 people in Sweden...Has a younger sister.

AMATEUR and PROFESSIONAL PLAYING RECORD

SEASON	TEAM	LEAGUE	REGULAR SEASON											PLAYOFFS				
			GP	G	A	PTS	PIM	+/-	PP	SH	GW	S	GP	G	A	PTS	PIM	
1990-91	MoDo (a)	Sweden	32	10	9	19	14	-	-	-	-	-	-	-	-	-	-	-
1991-92	MoDo	Sweden	39	22	18	40	54	-	-	-	-	-	-	-	-	-	-	-
1992-93	MoDo	Sweden	39	22	17	39	67	-	-	-	-	-	3	3	2	5	0	
1993-94	PITTSBURGH	NHL	71	4	7	11	27	-3	1	0	0	80	-	-	-	-	-	
	Cleveland	IHL	5	1	6	7	4	0	0	0	0	18	-	-	-	-	-	
1994-95	PITTSBURGH	NHL	14	2	2	4	2	0	0	0	0	13	-	-	-	-	-	
	Cleveland	IHL	7	3	4	7	6	4	0	0	0	29	4	1	3	4	8	
NHL & PGH TOTALS			85	6	9	15	29	-3	1	0	0	93	-	-	-	-	-	


a - June, 1991 - Drafted by Pittsburgh in 1991 NHL Entry Draft. First Penguins pick, 16th overall, in the first round.



Center

HT/WI: 6' 3" 195 lbs. **Shoots:** Left **Age:** 23
Born: Liberec, Czech., December 9, 1971

Acquired: Traded by NY Rangers to Pittsburgh with Sergei Zubov for Luc Robitaille and Ulf Samuelsson on August 31, 1995.



CAREER HIGHLIGHTS

MILESTONES ACHIEVED: 100th point (1/7/92 vs San Jose).

MILESTONES WITHIN REACH: (Current Total): 300th game (287)...200th point (167)...100th goal (80)...100th assist (87).

FIRST NHL GAME: Oct. 6, 1990 - in a 6-3 Vancouver win at Los Angeles.

FIRST NHL POINT: Oct. 27, 1990 - a goal in a 4-2 Vancouver win at Hartford.

FIRST NHL GOAL: Oct. 27, 1990 - in a 4-2 Vancouver win at Hartford vs Pete Sidorkiewicz.

MOST GOALS, GAME: 2-Ten times.

MOST ASSISTS, GAME: 2-Nine times.

MOST POINTS, GAME: 3-Four times.

MOST PENALTY MINUTES, GAME: 15-Two times.

CAREER RECORD VS

Team	GP	G	A	PTS	PIM	Team	GP	G	A	PTS	PIM
Anaheim	-	-	-	-	-	NY Islanders	13	4	4	8	6
Boston	11	2	4	6	0	NY Rangers	8	2	3	5	10
Buffalo	12	3	3	6	6	Ottawa	5	3	1	4	4
Calgary	20	3	4	7	25	Philadelphia	12	0	4	4	6
Chicago	11	6	5	11	12	Pittsburgh	10	3	1	4	2
Dallas	11	2	7	9	2	Quebec	10	2	2	4	6
Detroit	9	2	0	2	4	San Jose	15	5	5	10	10
Edmonton	18	7	6	13	14	St. Louis	10	3	2	5	6
Florida	4	1	1	2	0	Tampa Bay	8	1	4	5	10
Hartford	9	7	2	9	2	Toronto	10	1	4	5	4
Los Angeles	24	9	8	17	10	Vancouver	-	-	-	-	-
Montreal	13	5	7	12	4	Washington	12	2	2	4	17
New Jersey	11	2	5	7	6	Winnipeg	21	5	3	8	12
						TOTAL	287	80	87	167	186


1994-95 SEASON REVIEW

Was acquired from the Rangers along with Sergei Zubov for Luc Robitaille and Ulf Samuelsson...Was acquired by the Rangers from St. Louis for Doug Lidster and Esa Tikkanen on July 24, 1994...Recorded 23 points (11+12) in 46 games...Scored two goals, including his first with the Rangers on Jan. 30 vs Ottawa...Collected 16 points (9+7) in the final 23 games of the season...Was tied for second on the team with 10 even strength goals and tied for third in even strength points with 20...The Rangers were 12-6-1 when he scored a point and 7-3-0 in games when he scored a goal. **PLAYOFFS:** Played in all 10 of the Rangers playoff games, recording five points (3+2).

NHL CAREER

1990-91: In his first NHL season, appeared in 61 games, recording 16 points (10+6) for the Vancouver Canucks...Nine of his 10 goals came in the final 34 games.

1991-92: Finished 11th on the Canucks in scoring with 37 points (15+22) in 77 games...Scored 10 goals in his final 32 games.



1992-93: Ranked sixth on the Canucks in scoring with 71 points, setting a career-high in points...Also set a career high for goals (38) and assists (33) in a season...Ranked second on the team in goals and even strength goals (35)...Led the team with a plus 20 rating and was one of only four players to play in all 84 games...Placed second in the NHL with a shooting percentage of 25.5%...Recorded a franchise record 15-game point scoring streak from Nov. 19 to Dec. 27, scoring 24 points (15+9).

1993-94: Recorded six points (5+1) in eight games for Team Canada at the 1994 Winter Olympics in Lillehammer...Was signed by St. Louis as a free agent on March 6 and recorded 20 points (6+14) in 19 games.

JUNIOR CAREER

Played one season (1989-90) with Seattle (WHL) and was named the WHL's top rookie and Canadian Hockey's top rookie performer... Establishing a WHL rookie record for points (145) and tied the league's record for assist (80)...His rights were acquired by Seattle from Moose Jaw after he defected.

CZECHOSLOVAKIAN CAREER

Played midget hockey for Litvinov in 1988-89, recording 51 points (32+19) in 20 games...Was the leading scorer at the Mac's midget tournament in Calgary in December of 1988, with 26 points (17+9) in nine games...Defected to Canada on January 2, 1989 while his teammates were traveling home from the tournament.

PERSONAL

Single...Enjoys playing tennis and swimming in the off-season...Is the second highest Czechoslovakian player ever drafted, second only to Roman Hamrlik, who was selected first overall by Tampa Bay in 1992.

AMATEUR and PROFESSIONAL PLAYING CAREER

SEASON	TEAM	LEAGUE	REGULAR SEASON											PLAYOFFS				
			GP	G	A	PTS	PIM	+/-	PP	SH	GW	S	GP	G	A	PTS	PIM	
1988-89	Litvinov	CzechJR	20	32	19	51	12	-	-	-	-	-	-	-	-	-	-	-
1989-90	Seattle (ab)	WHL	71	65	80	145	80	-	-	-	-	-	11	4	9	13	2	
1990-91	Vancouver	NHL	61	10	6	16	20	-21	1	0	0	97	6	0	1	1	0	
1991-92	Vancouver	NHL	77	15	22	37	36	-3	5	0	1	99	10	1	4	5	16	
1992-93	Vancouver	NHL	84	38	33	71	86	20	2	1	3	149	12	2	3	5	2	
1993-94	Canadian National Team		17	19	12	31	16	-	-	-	-	-	-	-	-	-	-	
	Canadian Olympic Team		8	5	1	6	6	-	-	-	-	-	-	-	-	-	-	
	St. Louis (c)	NHL	19	6	14	20	8	2	2	0	0	63	4	0	1	1	4	
1994-95	NY Rangers (de)	NHL	46	11	12	23	26	-1	1	0	3	123	10	3	2	5	6	
NHL TOTALS			287	80	87	167	186	-3	11	1	7	531	42	6	11	17	28	

a - June, 1990 - Drafted by Vancouver in 1990 Entry Draft. First Canucks pick, second overall, in the first round.
 b - Canadian Major Junior Rookie of the Year (1989-90).
 c - March 5, 1994 - Signed as a free agent by St. Louis.
 d - July 24, 1994 - Traded to the NY Rangers by St. Louis for Esa Tikkanen and Doug Lidster.
 e - August 31, 1995 - Traded to Pittsburgh by NY Rangers with Sergei Zubov for Luc Robitaille and Ulf Samuelsson.




TOMAS SANDSTROM 17

Right Wing

HT/WT: 6' 2" 200 lbs. Shoots: Left Age: 31
Born: Jakobstad, Finland, September 4, 1964

Acquired: Traded by Los Angeles to Pittsburgh with Shawn McEachern for Marty McSorley and Jim Paek on Feb. 15, 1994.



CAREER HIGHLIGHTS

MILESTONES ACHIEVED: 700th game (3/26/95 at Florida)...300th goal (2/4/95 vs Tampa Bay)...300th assist (11/5/92 vs New Jersey)...600th point (10/10/93 vs San Jose).

MILESTONES WITHIN REACH: (Current total): 400 assists (378); 700 points (695).

FIRST NHL GAME: Oct. 11, 1984 - in a 4-4 NY Rangers tie vs Hartford.

FIRST NHL POINT: Oct. 11, 1984 - a goal in a 4-4 NY Rangers tie vs Hartford.

FIRST NHL GOAL: Oct. 11, 1984 - in a 4-4 NY Rangers tie vs Hartford vs Greg Millen.

MOST GOALS, GAME: 4 - Jan. 11, 1987 - in an 8-3 NY Rangers win vs Vancouver.

MOST ASSISTS, GAME: 6 - Oct. 9, 1993 - in a 10-3 Los Angeles win vs Detroit.

MOST POINTS, GAME: 6 - Nov. 8, 1992 - in an 11-4 Los Angeles win at San Jose (1g,5a) and Oct. 9, 1993 - in a 10-3 Los Angeles win vs Detroit (6a).

CAREER RECORD VS

Team	GP	G	A	PTS	PIM	Team	GP	G	A	PTS	PIM
Anaheim	5	1	2	3	6	NY Rangers	14	3	7	10	25
Boston	28	11	16	27	18	Ottawa	7	4	5	9	0
Buffalo	28	10	7	17	28	Philadelphia	46	14	18	32	64
Calgary	37	17	23	40	52	Pittsburgh	44	21	28	49	88
Chicago	24	7	15	22	51	Quebec	27	7	17	24	24
Dallas	26	8	13	21	51	San Jose	15	11	11	22	6
Detroit	25	9	21	30	20	St. Louis	24	14	14	28	31
Edmonton	33	19	20	39	34	Tampa Bay	6	6	5	11	2
Florida	6	3	2	5	4	Toronto	23	16	5	21	24
Hartford	29	10	14	24	26	Vancouver	44	26	30	56	64
Los Angeles	15	6	8	14	15	Washington	46	11	22	33	90
Montreal	28	10	2	12	36	Winnipeg	36	15	22	37	61
New Jersey	50	35	24	59	48	TOTAL	716	317	378	695	949
NY Islanders	50	23	27	50	81						

1994-95 SEASON REVIEW

Ranked third on the team in goals (21) and points (44)...Has scored 20 or more goals in 10 of his 11 NHL seasons...Ranked fifth on the team in assists with 23...Ranked third on the team with 116 shots...Never went for more than three consecutive games without scoring a point...Was tied for the team lead in goals scored at home with 15...Recorded a season-high four points (2+2) on Feb. 4 vs Tampa Bay...Missed one game with a minor foot injury.

PLAYOFFS: Recorded six points (3+3) in the playoffs...

Ranked tied for second on the team with two power play goals...Recorded four points (2+2) on May 16 in Game Six at Washington.

NHL CAREER

1984-85: Led the New York Rangers with 29 goals and placed third in NHL rookie goalscoring behind Penguins' Mario Lemieux (43) and Warren Young (40)...Was named to the NHL All-Rookie Team...Ranked fourth on the Rangers with 58 points and was named the team's MVP.

1985-86: Ranked third in scoring with 54 points on the Rangers and was tied for the team-lead with two short-handed goals.

1986-87: Was tied for the team-lead with 40 goals, despite missing 16 games with a hip pointer and a broken right ankle...Suffered the ankle injury during the first game of Rendez-Vous '87...Ranked third on the team with 74 points...Set the Rangers record for the most hat tricks in a season (4).

1987-88: Ranked third on the team in scoring with 68 points (28+40)...Played in the 1988 NHL All-Star Game in St. Louis, scoring one goal.

1988-89: Led the Rangers with 88 points and had a career-high 56 assists...Set a single season career-high in penalty minutes with 148.

1989-90: Was acquired by the Los Angeles Kings, along with Tony Granato from the Rangers for Bernie Nicholls on Jan. 20...Recorded 71 points (32+39) in 76 total games...Scored on a penalty shot on February 10 at Pittsburgh against Wendell Young...Scored his only playoff hat trick vs Calgary on April 10.

1990-91: Scored a career-high 45 goals, which was tied for the team lead...Also had a career-high 89 points, which ranked third on the team...Played in his second NHL All-Star Game at Chicago.

1991-92: Recorded 39 points (17+22) in 49 games for the Kings...Suffered a shoulder injury on Dec. 28 at Edmonton,



and missed the next 26 games...Also missed five games due to an NHL suspension for a high-sticking incident on Nov. 14 vs Buffalo.
1992-93: Played in only 39 games, due to injuries and totaled 52 points...Suffered a fractured forearm on Nov. 21 vs Toronto and missed 12 games...Returned to the lineup on Dec. 22 vs Vancouver and reinjured the forearm and missed the next 11 games...On Jan. 28, vs Calgary, was hit in the jaw by a shot by then-teammate Paul Coffey and missed the next 21 games with a broken jaw...Scored two overtime goals, which gave him a career total of seven, tying the NHL Record...During the 1993 playoffs, ranked second on the Kings and third in the NHL in points (25) and assists (17).
1993-94: Acquired from the Kings with Shawn McEachern by the Penguins for Marty McSorley and Jim Paek on Feb. 15...Recorded 58 points (23+35) in 78 total games...Had a single-game career-high six assists on Oct. 9 vs Detroit, while with the Kings.

INTERNATIONAL CAREER

1983 WORLD JUNIOR CHAMPIONSHIPS: Playing for Team Sweden in the World Junior Tournament held in Leningrad, USSR, recorded 12 points (9+3) in seven games and was named to the All-Tournament Team.

1984 WORLD JUNIOR CHAMPIONSHIPS: Playing for Team Sweden in the World Junior Tournament, held in Nyköping, Sweden, recorded seven points (4+3) in seven games.

1984 OLYMPICS: Was a member of the Swedish Team that won the Bronze Medal in the 1984 Winter Olympics in Sarajevo.

1984 CANADA CUP: Recorded two points (1+1) in eight games, as Team Sweden lost in the final round to Team Canada.

1985 WORLD CHAMPIONSHIPS: Recorded nine points (3+6) in 10 games for Team Sweden at the World Championships held in Prague, Czechoslovakia.

1987 WORLD CHAMPIONSHIPS: Recorded 10 points (4+6) in eight games, as Team Sweden won the Gold Medal at the 1987 World Championships held in Vienna.

1989 WORLD CHAMPIONSHIPS: Recorded seven points (4+3) in 10 games for Team Sweden at the World Championships held in Stockholm, Sweden.

1991 CANADA CUP: Played in six games for Team Sweden, recording three points (1+2).

PERSONAL

Tomas and wife Helena have one son, Kevin (2 1/2)...Spends the off-season in Sweden...Was born in Finland, but moved to Sweden as a youngster...Enjoys golf and tennis.

AMATEUR and PROFESSIONAL PLAYING RECORD

SEASON	TEAM	LEAGUE	REGULAR SEASON											PLAYOFFS						
			GP	G	A	PTS	PIM	+/-	PP	SH	GW	S	GP	G	A	PTS	PIM			
1981-82	Fagersta (a)	SWE.2	32	28	11	39	74													
1982-83	Brynäs	SWE	36	23	14	37	50													
1983-84	Brynäs	SWE	34	19	10	29	81													
1984-85	NY Rangers (b)	NHL	74	29	29	58	51	-4	3	5	0	3	190	3	0	2	2	0		
1985-86	NY Rangers	NHL	73	25	29	54	109	-3	5	0	0	3	190	3	0	2	2	0		
1986-87	NY Rangers	NHL	64	40	34	74	60	8	13	0	5	240	16	4	6	10	20	20		
1987-88	NY Rangers	NHL	69	28	40	68	95	-6	11	0	3	204								
1988-89	NY Rangers	NHL	79	32	56	88	148	5	11	2	4	240	4	3	2	5	12			
1989-90	NY Rangers (c)	NHL	48	19	19	38	100	-10	6	0	3	166								
	Los Angeles	NHL	28	13	20	33	28	-1	1	0	1	83	10	5	4	9	19			
1990-91	Los Angeles	NHL	68	45	44	89	106	27	16	0	0	6	221	10	4	8	14			
1991-92	Los Angeles	NHL	49	17	22	39	70	-2	5	0	4	147	6	0	3	3	8			
1992-93	Los Angeles	NHL	39	25	27	52	57	12	8	0	3	134	24	8	17	25	12			
1993-94	Los Angeles (d)	NHL	51	17	24	41	59	-12	4	0	2	121								
	PITTSBURGH	NHL	27	6	11	17	24	5	0	0	1	72	6	0	0	0	4			
1994-95	PITTSBURGH	NHL	47	21	23	44	42	1	4	1	3	116	12	3	3	6	16			
NHL TOTALS			716	317	378	695	949	26	92	6	38	2172	97	28	43	71	125			
PGH TOTALS			74	27	34	51	66	6	4	1	4	188	18	3	3	6	20			

a - June, 1982 - Drafted by the NY Rangers in 1982 Entry Draft. Second Rangers pick, 36th overall, second round.

b - NHL All-Rookie Team (1984-85)

c - Jan. 20, 1990 - Traded to Los Angeles by NY Rangers with Tony Granato for Bernie Nicholls.

d - Feb. 15, 1994 - Traded to Pittsburgh by Los Angeles with Shawn McEachern for Marty McSorley and Jim Paek.




BRYAN SMOLINSKI

8

Center/Right Wing

HT/WT: 6' 1" 200 lbs. **Shoots:** Right **Age:** 23
Born: Toledo, Ohio, December 27, 1971

Acquired: Traded by Boston to Pittsburgh with Glen Murray and the Bruins third round draft choice in the 1996 Entry Draft for Kevin Stevens and Shawn McEachern on August 2, 1995.



CAREER HIGHLIGHTS

MILESTONES ACHIEVED: 100th game (2/7/95 vs Montreal).

MILESTONES WITHIN REACH: (Current Total): 200th game (136)...100th point (86).

FIRST NHL GAME: March 27, 1993 - in a 5-3 Bruins loss vs Pittsburgh.

FIRST NHL POINT: April 8, 1993 - a goal in a 6-2 Bruins win vs Quebec.

FIRST NHL GOAL: April 8, 1993 - in a 6-2 Bruins win vs Quebec vs Ron Hextall.

MOST GOALS, GAME: 3 - March 2, 1995 - in a 7-2 Bruins win vs New Jersey.,

MOST ASSISTS, GAME: 3 - April 6, 1993 - in a 7-1 Bruins win at Quebec.

MOST POINTS, GAME: 4 - March 2, 1995 - in a 7-2 Bruins win vs New Jersey.

CAREER RECORD VS

TEAM	GP	G	A	PTS	PIM	TEAM	GP	G	A	PTS	PIM
Anaheim	2	0	0	0	0	NY Islanders	6	1	0	1	5
Boston	-	-	-	-	-	NY Rangers	7	2	0	2	8
Buffalo	10	5	1	6	6	Ottawa	10	6	3	9	11
Calgary	2	0	1	1	2	Philadelphia	9	3	5	8	0
Chicago	2	0	0	0	0	Pittsburgh	11	5	5	10	17
Dallas	2	0	0	0	2	Quebec	11	4	5	9	4
Detroit	2	0	1	1	4	San Jose	2	0	1	1	2
Edmonton	2	0	2	2	5	St. Louis	2	0	0	0	4
Florida	7	1	1	2	4	Tampa Bay	7	1	2	3	2
Hartford	9	3	3	6	6	Toronto	2	1	0	1	0
Los Angeles	2	1	0	1	0	Vancouver	2	0	0	0	2
Montreal	10	4	2	6	21	Washington	7	4	1	5	2
New Jersey	8	6	3	9	6	Winnipeg	2	3	0	3	0
						TOTALS	136	50	36	86	113

1994-95 SEASON REVIEW

Was acquired from the Boston Bruins along with Glen Murray and the Bruins' third round draft choice in the 1996 Entry Draft for Kevin Stevens and Shawn McEachern...Recorded 31 points (18+13) in 44 games with the Bruins...Ranked fourth on the team in points and second on the team in goals...Was tied for the team lead in game-winning goals with five and ranked third on the team with six power play goals...Recorded his first career hat trick on March 2 at New Jersey, recording a career-high four points (3+1)...Had seven multiple point games, including five multiple goal games...Had a four-game scoring streak from February 7-12, recording four points (1+3), which matched his career-high...Missed four games with a charleyhorse. **PLAYOFFS:** Played in all five of the Bruins playoff games, recording one assist.



NHL CAREER

1992-93: Was selected by the Bruins in the first round of the 1990 Entry Draft (21st overall)...Signed a contract with the Bruins on March 24, after completing his college eligibility at Michigan State...Played in his first game on March 27 vs Pittsburgh... Recorded his first NHL points in a career-high three assist game on April 6 at Quebec.

1993-94: Scored 31 goals, the third highest rookie total in Bruins history (Barry Pederson, 44; Joe Juneau, 32)...Finished fifth overall in the NHL rookie scoring race with 51 points, and was third in goals...Led all NHL rookies in game-winning goals (5) and short-handed goals (3)...Had a four game scoring streak from December 27 to January 6, recording five points (4+1) and a three game goal scoring streak from February 8-12, recording three goals...Recorded 11 multiple point games, including five two-goal games...Scored two short-handed goals on March 27 at Washington...Had a four game point scoring streak during the playoffs from April 27 to May 3, recording five points (3+2).

COLLEGE CAREER

Played four seasons at Michigan State University, recording 129 points in 81 games in his final two seasons...Led the CCHA in scoring during the 1992-93 season, recording 68 points (31+37) in 40 games...Was named to the CCHA First All-Star Team and to the NCAA West First All-American Team...Was a finalist for the Hobey Baker Memorial Award in 1992-93.

PERSONAL

Single...Nickname, Smoke...Earned his college degree in broadcasting...Worked at numerous hockey schools during the off-season.

AMATEUR and PROFESSIONAL PLAYING CAREER

SEASON	TEAM	LEAGUE	REGULAR SEASON											PLAYOFFS				
			GP	G	A	PTS	PIM	+/-	PP	SH	GW	S	GP	G	A	PTS	PIM	
1989-90	Michigan State (a)	CCHA	35	9	13	22	34	-	-	-	-	-	-	-	-	-	-	-
1990-91	Michigan State	CCHA	35	9	12	21	24	-	-	-	-	-	-	-	-	-	-	-
1991-92	Michigan State	CCHA	41	28	33	61	55	-	-	-	-	-	-	-	-	-	-	-
1992-93	Michigan State (bc)	CCHA	40	31	37	*68	93	-	-	-	-	-	-	-	-	-	-	-
	Boston	NHL	9	1	3	4	0	3	0	0	0	10	4	1	0	1	2	
1993-94	Boston	NHL	83	31	20	51	82	4	4	3	5	179	13	5	4	9	4	
1994-95	Boston (d)	NHL	44	18	13	31	31	-3	6	0	5	121	5	0	1	1	4	
NHL TOTALS			136	50	36	86	113	4	10	3	10	310	22	6	5	11	10	

* - League-leading figure.

a - June, 1990 - Drafted by Boston in 1990 Entry Draft. First Bruins pick, 21st overall, in the first round.

b - CCHA First All-Star Team (1992-93)

c - NCAA West First All-American Team (1992-93)


d - August 1, 1995 - Traded to Pittsburgh by Boston with Glen Murray for Kevin Stevens and Shawn McEachern.



Defense

HT/WT: 6' 2" 200 lbs. **Shoots:** Left **Age:** 24
Born: Dearborn, Michigan, November 17, 1970

Acquired: Pittsburgh's fourth round choice, 68th overall, in 1990 Entry Draft



CAREER HIGHLIGHTS

MILESTONES WITHIN REACH: (Current Total): 100th game (48).

FIRST NHL GAME: March 8, 1994 - in a 7-3 Penguins win vs Boston.

FIRST NHL POINT: April 15, 1995 - a goal in a 5-2 Penguins win vs Ottawa.

FIRST NHL GOAL: April 15, 1995 - in a 5-2 Penguins win vs Ottawa vs Darrin Madeley.

MOST GOALS, GAME: 1 - April 15, 1995 - in a 5-2 Penguins win vs Ottawa and April 23 - in a 4-2 Penguins win at Hartford.

MOST POINTS, GAME: 1 - April 15, 1995 - in a 5-2 Penguins win vs Ottawa (1g) and April 23 - in a 4-2 Penguins win at Hartford (1g).

MOST PENALTY MINUTES, GAME: 14 - April 23, 1995 - in a 4-2 Penguins win at Hartford.

CAREER RECORD VS

TEAM	GP	G	A	PTS	PIM	TEAM	GP	G	A	PTS	PIM
Anaheim	-	-	-	-	-	NY Islanders	4	0	0	0	15
Boston	5	0	0	0	15	NY Rangers	2	0	0	0	0
Buffalo	4	0	0	0	19	Ottawa	4	1	0	1	0
Calgary	1	0	0	0	2	Philadelphia	3	0	0	0	0
Chicago	-	-	-	-	-	Quebec	4	0	0	0	0
Dallas	-	-	-	-	-	San Jose	1	0	0	0	0
Detroit	-	-	-	-	-	St. Louis	-	-	-	-	-
Edmonton	1	0	0	0	0	Tampa Bay	1	0	0	0	0
Florida	2	0	0	0	7	Toronto	1	0	0	0	0
Hartford	5	1	0	1	19	Vancouver	1	0	0	0	0
Los Angeles	-	-	-	-	-	Washington	4	0	0	0	9
Montreal	3	0	0	0	5	Winnipeg	-	-	-	-	-
New Jersey	2	0	0	0	0	TOTALS	48	2	0	2	91

1994-95 SEASON REVIEW

Was assigned to Cleveland (IHL) on September 30 by the Penguins...Played in 48 games with the Lumberjacks, recording 14 points (4+10)...Ranked second on the team in penalty minutes with 204...Was recalled by the Penguins on February 16 and played that night vs Hartford...Stayed with the Penguins for the remainder of the season...Scored his first NHL goal and point on April 15 vs Ottawa against Darrin Madeley...Was a plus or even player in 25 of his 36 games...Scored his only other goal of the season on April 23 at Hartford.

PLAYOFF: In Game One vs Washington on May 6 of the Conference Quarterfinals, suffered a fractured ankle and missed the next eight playoff games...Returned in Game Three of the Conference Semifinals on May 24 at New Jersey...Played in a total of four playoff games, recording no points and 18 penalty minutes.



PRO CAREER

1993-94: Was signed by the Penguins on September 11 to his first professional contract...Recalled from Cleveland (IHL) by the Penguins on March 8 and remained with the Penguins for the rest of the season ...Played in his first NHL game on March 8 vs the Boston Bruins and had a plus four rating...Was a plus or even player in nine of his 12 games...Missed four games with a shoulder injury while with the Penguins...Played in five of the six playoff games with the Penguins, recording no points and was a plus one...With Cleveland, played in 53 games and recorded three points (1+2)...At the time of his recall, led Cleveland with 160 penalty minutes.

COLLEGE CAREER

Played four seasons at the University of Michigan (CCHA)...Led Michigan in penalty minutes in each of his last two seasons...Set school records for the most penalties (60) and minutes (147) during his freshman season...Was selected by the Penguins in the third round of the 1990 Entry Draft.

PERSONAL

Single...Spends his off-season in Michigan...Enjoys golfing and working out...Also enjoys reading self-help books and novels.

AMATEUR and PROFESSIONAL PLAYING RECORD

SEASON	TEAM	LEAGUE	GP	G	A	REGULAR SEASON						PLAYOFFS						
						PTS	PIM	+	-	PP	SH	GW	S	GP	G	A	PTS	PIM
1988-89	Redford	NAJHL	31	6	13	19	79	-	-	-	-	-	-	-	-	-	-	-
1989-90	U. Michigan (a)	CCHA	42	2	7	9	147	-	-	-	-	-	-	-	-	-	-	-
1990-91	U. Michigan	CCHA	45	8	19	27	130	-	-	-	-	-	-	-	-	-	-	-
1991-92	U. Michigan	CCHA	43	4	15	19	125	-	-	-	-	-	-	-	-	-	-	-
1992-93	U. Michigan	CCHA	39	5	18	23	113	-	-	-	-	-	-	-	-	-	-	-
1993-94	Cleveland	IHL	53	1	2	3	160	-1	0	0	0	61	-	-	-	-	-	-
	PITTSBURGH	NHL	12	0	0	0	9	-3	0	0	0	10	5	0	0	0	0	2
1994-95	Cleveland	IHL	48	4	10	14	204	-7	0	0	0	71	-	-	-	-	-	-
	PITTSBURGH	NHL	36	2	0	2	82	0	0	0	0	26	4	0	0	0	0	18
NHL & PGH TOTALS			48	2	0	2	91	3	0	0	0	36	9	0	0	0	0	20


a - June, 1990 - Drafted by Pittsburgh in 1990 Entry Draft. Third Penguins pick, 68th overall, in the third round.



Goaltender

HT/WT: 6' 1" 195 lbs. **Catches:** Left **Age:** 31
Born: Brandon, Man., March 25, 1964

Acquired: Traded by Philadelphia to Pittsburgh with Rick Tocchet, Kjell Samuelsson and a conditional draft choice for Mark Recchi, Brian Benning and Los Angeles' first round draft choice in 1992 Entry Draft on Feb. 19, 1992.



CAREER HIGHLIGHTS

MILESTONES ACHIEVED: 300th game (12/19/91 vs NYI) ...100th win (3/28/92 vs Montreal) ...400th game (2/24/95 vs Tampa Bay) ...150th win (2/27/95 at Quebec).

MILESTONES WITHIN REACH: (Current total): 200 wins (161).

FIRST NHL GAME: Dec. 8, 1983 - an 8-6 Toronto win at Hartford.

FIRST NHL WIN: Dec. 8, 1983 - an 8-6 Toronto win at Hartford.

FIRST NHL SHUTOUT: Nov. 14, 1987 - a 4-0 Toronto win at Philadelphia.

NHL CAREER VS

Team	GP	MIN	GA	SO	AVG	W-L-T	Team	GP	MIN	GA	SO	AVG	W-L-T
Anaheim	1	60	4	0	4.00	1-0-0	NY Rangers	19	1007	66	0	3.93	7-9-1
Boston	21	1242	70	0	3.38	10-10-0	Ottawa	7	425	18	0	2.54	6-0-1
Buffalo	23	1173	74	0	3.79	10-9-2	Philadelphia	12	725	46	1	3.81	6-4-2
Calgary	13	734	50	0	4.09	5-5-3	Pittsburgh	19	1027	78	0	4.55	7-9-1
Chicago	30	1625	110	0	4.06	13-12-3	Quebec	22	1274	97	1	4.57	5-13-3
Dallas	32	1784	124	0	4.17	6-18-3	San Jose	-	-	-	-	-	-
Detroit	19	857	73	0	5.11	3-9-0	St. Louis	25	1470	82	0	3.35	7-14-3
Edmonton	19	1063	78	0	4.40	5-13-1	Tampa Bay	6	359	18	0	3.01	4-2-0
Florida	6	364	16	0	2.63	4-1-1	Toronto	7	324	19	0	3.51	2-2-2
Hartford	18	1012	71	0	4.21	8-10-0	Vancouver	10	607	36	1	3.56	5-3-2
Los Angeles	16	802	60	0	4.48	6-7-1	Washington	26	1390	95	0	4.10	5-16-2
Montreal	16	913	43	0	2.83	10-5-1	Winnipeg	15	855	46	0	3.22	7-7-1
New Jersey	17	877	52	0	3.56	8-5-3	TOTAL	421	23237	1501	3	3.88	161-190-37
NY Islanders	22	1268	75	0	3.55	11-7-1							


1994-95 SEASON REVIEW

Recorded 25 wins, to lead the NHL in wins and set a single-season career-high...Began the season on a career-high seven-game winning streak and a 13-game unbeaten streak (12-0-1), to set personal career-highs...Started the first 17 games and 38 of the team's 48 games...Set a club record for playing in the highest percentage of games (79.1%)...Allowed three goals or less in 25 of his 38 games...Is one of only five goaltenders to record at least 10 wins in each of the past nine seasons...Had a 15-4-1 record at home with a goals against average of 2.81...Last season, faced the highest average number of shots per game (32.1 per game). **PLAYOFFS:** Played in 11 of the team's 12 games, with a goals against average of 3.00...Ranked fifth in the playoffs with five wins and fourth in save percentage (.905)...Recorded his third career playoff shutout, and first with the Penguins, in Game Seven of the Conference Quarterfinals on May 18 vs Washington (3-0).

NHL CAREER

1983-84: Played in three games with the Toronto Maple Leafs, including his first NHL game on Dec. 8, facing 54 shots in an 8-6 Toronto win at Hartford.

1984-85: His first full pro season was split between Toronto and St. Catharines (AHL)...



Played in 23 games with the Maple Leafs.

1985-86: Started the season with St. Catharines, but was recalled on Nov. 29 by Toronto...Played in 10 playoff games, recording one shutout and had a goals against average of 3.16.

1986-87: Played in 56 games and recorded 22 of Toronto's 32 victories...Played in all 13 of Toronto's playoff games, recording a 2.29 goals against average.

1987-88: Played in 56 games and recorded 12 of Toronto's 21 wins...Recorded his first two career regular season shutouts.

1988-89: Played in 32 games with Toronto, prior to being traded to Philadelphia on March 6, 1989...Started Game Seven of the Patrick Division Finals at Pittsburgh on April 29, replacing the injured Ron Hexlall, allowing one goal in a 4-1 Flyers' win.

1989-90: Was tied for eighth in the NHL with 22 wins and was tied for ninth in save percentage (.898).

1990-91: Recorded six straight wins from Oct. 7-20, winning NHL Player of the Week award for the week ending Oct. 22.

1991-92: Was acquired by the Penguins from the Flyers along with Rick Tocchet and Kjell Samuelsson on Feb. 19 for Mark

AMATEUR and PROFESSIONAL PLAYING RECORD

SEASON	TEAM	LEAGUE	REGULAR SEASON										PLAYOFFS				
			GP	W-L-T	MP	GA	SO	GA	AVG	GP	W-L	MP	GA	SO	AVG		
1981-82	Lethbridge (a)	WHL	36	19-12-0	1713	118	0	4.13	3	-	-	84	3	0	2.14		
1982-83	Lethbridge	WHL	48	26-17-1	2696	157	0	3.49	20	14-5	1154	58	1	3.02			
1983-84	Toronto	NHL	3	1-1-1	165	14	0	5.09	-	-	-	-	-	-			
	Lethbridge (b,c)	WHL	53	32-20-0	3053	161	0	*3.16	4	1-3	210	18	0	5.14			
1984-85	Toronto	NHL	23	2-15-3	1278	103	0	4.84	-	-	-	-	-	-			
	St. Catharines	AHL	12	2-8-1	688	48	0	4.19	-	-	-	-	-	-			
1985-86	Toronto	NHL	30	9-13-4	1566	113	0	4.33	10	6-4	607	32	*1	3.16			
	St. Catharines	AHL	18	8-9-0	1058	78	1	4.42	-	-	-	-	-	-			
1986-87	Toronto	NHL	56	22-28-3	3026	200	0	3.97	13	7-6	761	29	1	*2.29			
1987-88	Toronto	NHL	56	12-35-4	3000	222	2	4.44	2	0-1	108	11	0	6.11			
1988-89	Toronto (d)	NHL	32	9-20-2	1888	139	0	4.42	-	-	-	-	-	-			
	Philadelphia	NHL	3	1-1-0	130	13	0	6.00	5	2-2	268	10	0	2.24			
1989-90	Philadelphia	NHL	51	22-24-3	2961	169	0	3.42	-	-	-	-	-	-			
1990-91	Philadelphia	NHL	30	10-14-3	1484	88	0	3.56	-	-	-	-	-	-			
1991-92	Philadelphia (e)	NHL	23	9-8-3	1259	75	0	3.57	-	-	-	-	-	-			
	PITTSBURGH	NHL	9	5-3-0	448	31	0	4.15	1	0-0	40	4	0	6.00			
1992-93	PITTSBURGH	NHL	25	13-7-2	1368	78	0	3.42	-	-	-	-	-	-			
1993-94	PITTSBURGH	NHL	42	21-12-7	2456	138	1	3.37	-	-	-	-	-	-			
1994-95	PITTSBURGH	NHL	38	*25-9-2	2208	118	0	3.21	11	5-6	661	33	1	3.00			
NHL TOTALS			421	161-190-37	23237	1501	3	3.88	42	20-19	2445	119	3	2.92			
PGH TOTALS			114	64-31-11	6480	365	1	3.38	12	5-6	701	37	1	3.17			

* - League-leading figures

a - June, 1982 - Drafted by Toronto in 1982 Entry Draft. Fourth Maple Leafs pick, 45th overall, third round.

b - WHL First All-Star Team, East Division (1983-84).

c - Won the Del Wilson Trophy (Top Goaltender - WHL) (1983-84).

d - March 6, 1989 - Traded to Philadelphia by Toronto for Philadelphia's first round choice and Calgary's first round choice - acquired by Philadelphia in a prior trade - in 1989 Entry Draft.

e - February 19, 1992 - Traded to Pittsburgh by Philadelphia with Rick Tocchet, Kjell Samuelsson and a conditional draft choice for Mark Recchi, Brian Benning and Los Angeles' first round choice - acquired by Pittsburgh in a prior trade - in 1992 Entry Draft.

KEN WREGGET

Recchi and Brian Benning and a first round draft choice...Played in 23 games with the Flyers, recording a 3.57 goals against average and a record of 9-8-3...In six home games with the Penguins, had a 5-1-0 record...In the playoffs, played in one game, on April 25 vs Washington, when he replaced Tom Barrasso at the start of the second period.

1992-93: Won 13 games for the Penguins...Shared a shutout with Tom Barrasso on Feb. 8 in Atlanta vs Boston...Allowed three goals or less in 14 of his 22 starts...Had a goals against average of 2.74 in making 11 consecutive starts from Jan. 10 to Feb. 8...Had a 7-1-1 record at the Civic Arena.

1993-94: Recorded a goals against average of 3.37 and had a record of 21-12-7 in 42 games...Recorded his third career shutout and first with the Penguins on Jan. 27 vs Quebec (3-0)...Made 14 straight starts from Nov. 20 to Dec. 26 and nine consecutive starts from Jan. 11 to Feb. 1...Allowed three goals or less in 22 of his 38 starts...Had a home record of 12-4-4 with a goals against average of 2.88...Missed the last four games of the regular season with a minor foot injury...Shared the Edward J. DeBartolo Award with Tom Barrasso for community involvement.

JUNIOR CAREER

1982-83: Playing for Lethbridge (WHL), had a 3.48 goals against average in 48 games...Led all goalies with a 3.02 goals against average in the playoffs.

1983-84: Led the WHL with a 3.16 goals against average and was named to the WHL East Division First All-Star Team...Won the Del Wilson Trophy as the top goaltender in the WHL.

INTERNATIONAL CAREER

Was named to the 1984 Canadian National Team that played in the World Junior Tournament in Nykoping, Sweden...Played in five games in the tournament, finishing with a 3.00 goals against average.

PERSONAL

Ken and wife Susan have one son, Matthew (3) and one daughter, Courtney (1 1/2)...Spends much of his summer in Pittsburgh, enjoying time with his family...Makes numerous appearances for the Penguins throughout the year.

WREGGET'S PLACE AMONG PENGUINS GOALIES

GAMES PLAYED		WINS		SAVE PERCENTAGE	
1. Herron	290	1. Barrasso	142	1. Bassen	.909
2. Barrasso	280	2. Herron	88	2. Rutherford	.899
3. Binkley	196	3. WREGGET	64	3. Smith	.899
4. Dion	151			4. Binkley	.897
5. Millen	135			5. Inness	.897
6. Romano	125			6. WREGGET	.893
7. Rutherford	115				
8. WREGGET	114				

MINUTES PLAYED		GOALS AGAINST AVERAGE	
1. Herron	16,104	1. Bassen	2.86
2. Barrasso	16,092	2. Smith	3.07
3. Binkley	11,046	3. Binkley	3.12
4. Dion	8,477	4. Daley	3.14
5. Millen	7,839	5. Rutherford	3.14
6. Romano	7,051	6. Inness	3.34
7. WREGGET	6,480	7. WREGGET	3.38

KEN WREGGET

CAREER SHUTOUTS

Regular Season

With Toronto

November 14, 1987 at Philadelphia (4-0)

February 19, 1988 at Vancouver (5-0)

With Pittsburgh

January 27, 1994 vs Quebec (3-0)

Playoffs

With Toronto

April 16, 1987 vs St. Louis (3-0)

April 10, 1988 vs Detroit (8-0)

With Pittsburgh

May 18, 1995 vs Washington (3-0)

WREGGET'S PLACE AMONG ACTIVE GOALIES

Wins

1. Andy Moog	313	8. John Vanbiesbrouck	235
2. Grant Fuhr	290	9. Ron Hextall	203
3. Patrick Roy	277	10. Kirk McLean	171
4. Mike Vernon	267	11. Bill Ranford	169
5. Tom Barrasso	266	12. Ed Belfour	168
6. Don Beaupre	262	13. Jon Casey	165
7. Kelly Hrudey	244	14. Ken Wregget	161






SERGEI ZUBOV

3

Defense

HT/WT: 6' 1" 200 lbs. **Shoots:** Right **Age:** 25
Born: Moscow, USSR, July 22, 1970

Acquired: Traded by NY Rangers to Pittsburgh with Petr Nedved for Luc Robitaille and Ulf Samuelsson on August 31, 1995.



CAREER HIGHLIGHTS

MILESTONES ACHIEVED: 100th game (2/19/94 at Hartford)...100 point (3/29/94 at Philadelphia)...100th assist (4/14/94 vs Philadelphia).

MILESTONES WITHIN REACH: (Current total): 200th game (165)...200th point (156)...200th assist (126).

FIRST NHL GAME: December 6, 1992 - in a 6-0 Rangers win vs Toronto.

FIRST NHL POINT: December 27, 1992 - an assist in a 6-5 Rangers win vs. Boston.

FIRST NHL GOAL: December 31, 1992 - in an 11-6 Rangers loss vs Buffalo vs. Dominik Hasek.

MOST GOALS, GAME: 2 - January 6, 1993 - in a 6-2 Rangers win vs Ottawa and February 26, 1995 - in a 4-2 Rangers win at Buffalo.

MOST ASSISTS, GAME: 4 - January 25, 1994 - in an 8-3 Rangers win at San Jose.

MOST POINTS, GAME: 4 - January 25, 1994 - in an 8-3 Rangers win at San Jose (4a) and February 8, 1995 - in a 5-4 Rangers win vs Washington. (1g,3a)

MOST PENALTY MINUTES, GAME: 7 - January 31, 1994 in a 5-3 Rangers win vs Pittsburgh.

CAREER RECORD VS


Team	GP	G	A	PTS	PIM	Team	GP	G	A	PTS	PIM
Anaheim	1	0	0	0	0	NY Islanders	13	3	8	11	4
Boston	9	3	5	8	0	NY Rangers	-	-	-	-	-
Buffalo	10	3	5	8	2	Ottawa	7	3	7	10	4
Calgary	3	1	3	4	0	Philadelphia	10	0	8	8	0
Chicago	4	0	2	2	0	Pittsburgh	11	2	7	9	7
Dallas	2	0	2	2	0	Quebec	9	0	4	4	2
Detroit	3	1	3	4	4	San Jose	5	0	6	6	2
Edmonton	3	0	2	2	2	St. Louis	3	1	3	4	0
Florida	8	1	7	8	4	Tampa Bay	10	0	9	9	6
Hartford	7	2	8	10	2	Toronto	4	0	2	2	0
Los Angeles	4	1	2	3	0	Vancouver	4	0	5	5	0
Montreal	8	4	5	9	8	Washington	12	2	10	12	4
New Jersey	12	2	11	13	10	Winnipeg	3	1	2	3	0
TOTALS	165	30	126	156	61						

1994-95 SEASON REVIEW

Was acquired from the New York Rangers along with Petr Nedved for Luc Robitaille and Ulf Samuelsson...Recorded 36 points (10+26) in 38 games for the Rangers...Ranked third on the team in points and ninth in the NHL among defensemen...Missed nine games due to surgery on his left wrist on Feb. 27...The Rangers power play was 34 for 154 (22.1%) with him in the lineup and six for 47 (12.8%) when he was not in the lineup...Recorded a career-high five game goal scoring streak (five goals) from April 16-24...Was tied for second on the team with 19 power play points with 19 (5+14) and in game-winning points with eight (1+7). **PLAYOFFS:** Played in all 10 of the Rangers playoff games, ranking third on the team in scoring with 11 points (3+8).

NHL CAREER

1992-93: Was recalled by the Rangers on Dec. 6 from Binghamton (AHL) and played in his first NHL game that night against Toronto...Played in three games (all Rangers wins) and was returned to Binghamton on Dec. 12...Led the AHL with a plus 29 and was on a 13-game



scoring streak, when he was recalled again on Dec. 27...Finished first on the Rangers among defensemen with eight goals.
1993-94: Led the team and placed second in the NHL in scoring among defensemen with 89 points (12+77)...Became the first defenseman to lead a team that finished first overall in the NHL, in scoring...Led the team and led all NHL defensemen in assists...Only the second defenseman in Rangers history to record over 70 assists in a season (Brian Leetch)...Had a career-high eight-game scoring streak from Mar. 4-16...Led the team with 21 game-winning points (1+20)...Had 24 multiple point games and had a career-high 11 shots on goals on Jan. 5 vs Calgary...During the Rangers Stanley Cup run, recorded 19 points (5+14), which placed fourth on the team.

RUSSIAN CAREER

Played four seasons with CSKA Moscow...Helped the team to its 13th consecutive championship in 1988-89...Teammates with Pavel Bure (Vancouver), Sergei Fedorov (Detroit), Vladimir Malakhov (Montreal), Andrei Kovalenko (Colorado), Vladimir Konstantinov (Detroit) and Igor Kravchuk (Edmonton).

INTERNATIONAL CAREER

Played for the Soviet Union team and won the Silver Medal at the 1988 European Junior Championship...Was a member of his country's World Junior teams that won the Gold Medal in 1989 and the Silver Medal in 1990...Was named to the Second All-Star Team in 1990...Was a member of the C.I.S. team that won the Gold Medal at the 1992 Olympics...Teamed with Vladimir Malakhov on the blueline and was not on for an even-strength goal against in the Olympics.


PERSONAL

Sergei and his wife Inna have one son, Pavel (one)...Nickname, Zubie...Enjoys watching basketball and his favorite team is the Chicago Bulls...Enjoys fishing in the off-season...Lists his all-time favorite movie as "The Godfather".

AMATEUR and PROFESSIONAL PLAYING CAREER

SEASON	TEAM	LEAGUE	GP	G	A	REGULAR SEASON							PLAYOFFS					
						PTS	PIM	+/-	PP	SH	GW	S	GP	G	A	PTS	PIM	
1988-89	CSKA	USSR	29	1	4	5	10	-	-	-	-	-	-	-	-	-	-	-
1989-90	CSKA (a)	USSR	48	6	2	8	16	-	-	-	-	-	-	-	-	-	-	-
1990-91	CSKA	USSR	41	6	5	11	12	-	-	-	-	-	-	-	-	-	-	-
1991-92	CSKA	CIS	44	4	7	11	8	-	-	-	-	-	-	-	-	-	-	-
1992-93	CSKA	CIS	1	0	1	1	0	-	-	-	-	-	-	-	-	-	-	-
	NY Rangers	NHL	49	8	23	31	4	-1	3	0	0	93	-	-	-	-	-	-
	Binghamton	AHL	30	7	29	36	14	-	-	-	-	11	5	5	10	2	-	-
1993-94	NY Rangers	NHL	78	12	77	89	39	20	9	0	1	222	22	5	14	19	0	-
	Binghamton	AHL	2	1	2	3	0	-	-	-	-	-	-	-	-	-	-	-
1994-95	NY Rangers (b)	NHL	38	10	26	36	18	-2	6	0	0	116	10	3	8	11	2	-
NHL TOTALS			165	30	126	156	61	17	18	0	1	431	32	8	22	30	2	-

a - June, 1990 - Drafted by NY Rangers in 1990 Entry Draft, Sixth Rangers pick, 85th overall, in the fifth round.
 b - August 31, 1995 - Traded to Pittsburgh by NY Rangers with Petr Nedved for Luc Robitaille and Ulf Samuelsson.



GREG ANDRUSAK

Defense

HT/WT: 6'1" 195 lbs. **Shoots:** Right **Age:** 25

Born: Cranbrook, B.C., November 14, 1969

Acquired: Pittsburgh's fifth round choice, 88th overall, in 1988 Entry Draft.


1994-95: Began the season with Cleveland (IHL), prior to being assigned to Detroit (IHL) on Nov. 17...Was recalled from Detroit by the Penguins on March 3...Played in seven games and recorded four assists with the Penguins...Suffered a shoulder injury on March 15 at Montreal and missed the next eight games...Was assigned to the Canadian National Team on April 7...Played in the 1995 World Championships, playing in seven games and recording no points.

CAREER: Was drafted by the Penguins in the fifth round of the 1988 Entry Draft...Played four seasons with the University of Minnesota-Duluth...Was named to the WCHA First All-Star Team following the 1991-92 season...Played in his first NHL game on Oct. 22, 1993 at Buffalo.

AMATEUR and PROFESSIONAL PLAYING CAREER

Season	Team	League	REGULAR SEASON				PLAYOFFS					
			GP	G	A	PTS	PIM	GP	G	A	PTS	PIM
1987-88	U. Minn.-Duluth (a)	WCHA	37	4	5	9	42	-	-	-	-	-
1987-88	Canadian Olympic Team		2	0	0	0	0	-	-	-	-	-
1988-89	U. Minn.-Duluth	WCHA	35	4	8	12	74	-	-	-	-	-
1989-90	U. Minn.-Duluth	WCHA	35	5	29	34	74	-	-	-	-	-
1990-91	Team Canada		53	4	11	15	34	-	-	-	-	-
1991-92	U. Minn.-Duluth (b)	WCHA	36	7	27	34	125	-	-	-	-	-
1992-93	Cleveland	IHL	55	3	22	25	78	2	0	0	0	2
	Muskegon	IHL	2	0	3	3	7	-	-	-	-	-
1993-94	PITTSBURGH	NHL	3	0	0	0	2	-	-	-	-	-
	Cleveland	IHL	69	13	26	39	109	-	-	-	-	-
1994-95	PITTSBURGH	NHL	7	0	4	4	6	-	-	-	-	-
	Cleveland	IHL	8	0	8	8	14	-	-	-	-	-
	Detroit	IHL	37	5	26	31	50	-	-	-	-	-
	NHL & PGH TOTALS		10	0	4	4	8	-	-	-	-	-

a - June, 1988 - Drafted by Pittsburgh Penguins in 1988 NHL Entry Draft. Fifth Penguins pick, 88th overall, fifth round.
b - WCHA First All-Star Team (1991-92).



LEN BARRIE

Center

HT/WT: 6'0" 180 lbs. **Shoots:** Left **Age:** 26

Born: Kimberley, B.C., June 4, 1969

Acquired: Signed as a free agent on August 24, 1994


1994-95: Was one of three players to play in all 48 games for the Penguins...Ranked eighth in the NHL among rookies in assists with 11...Scored his first goal with the Penguins on Feb. 27 at Quebec...Played in 28 games with the Cleveland Lumberjacks, recording 43 points (13-30), prior to his recall by the Penguins on Jan. 19.

CAREER: Was drafted by the Edmonton Oilers in the seventh round of the 1988 Entry Draft...During the 1989-90 season, while playing for Kamloops (WHL), led the league in goals (85), assists (100) and points (185)...Was signed by the Philadelphia Flyers on February 28, 1990 and played in his first NHL game that same day at Vancouver...Scored his first NHL goal on November 22, 1992 vs the Sabres against Dominik Hasek, as a member of the Flyers...Playing for Cincinnati (IHL) in 1993-94, ranked second in the league in assists (71) and points (116).

AMATEUR and PROFESSIONAL PLAYING CAREER

SEASON	TEAM	LEAGUE	REGULAR SEASON				PLAYOFFS					
			GP	G	A	PTS	PIM	GP	G	A	PTS	PIM
1985-86	Calgary	WHL	32	3	0	3	18	-	-	-	-	-
1986-87	Calgary	WHL	34	13	13	26	81	-	-	-	-	-
	Victoria	WHL	34	7	3	13	92	5	0	1	1	15
1987-88	Victoria	WHL	70	37	49	86	192	8	2	0	2	29
1988-89	Victoria	WHL	67	39	48	87	157	7	5	2	7	23
1989-90	Philadelphia (a)	IHL	1	0	0	0	0	-	-	-	-	-
	Kamloops (b)	WHL	70	85	100	185	108	17	14	23	37	24
1990-91	Hershey	AHL	63	26	32	58	60	7	4	0	4	12
1991-92	Hershey	AHL	75	42	43	85	78	3	0	2	2	32
1992-93	Philadelphia	NHL	8	2	2	4	9	-	-	-	-	-
	Hershey	AHL	61	31	45	76	162	-	-	-	-	-
1993-94	Florida (c)	NHL	2	0	0	0	0	-	-	-	-	-
	Cincinnati	IHL	77	45	71	116	246	11	8	13	21	60
1994-95	PITTSBURGH (d)	NHL	48	3	11	14	66	4	1	0	1	8
	Cleveland	IHL	28	13	30	43	137	-	-	-	-	-
	NHL TOTALS		59	13	18	75	4	1	0	1	8	
	PGH TOTALS		48	3	11	14	66	4	1	0	1	8

* - Led league
a - February 28, 1990 - Signed as a free agent by Philadelphia.
b - WHL West First All-Star Team (1990)
c - July 20, 1993 - Signed as a free agent by Florida.
d - August 24, 1994 - Signed as a free agent by Pittsburgh.



OLEG BELOV

Center

HT/WT: 6'1" 185 lbs. **Shoots:** Left **Age:** 22
Born: Moscow, USSR, April 20, 1973
Acquired: Pittsburgh's fourth round choice, 102nd overall, in 1995 Entry Draft.


1994-95: Was selected in fourth round of the 1995 NHL Entry Draft by the Penguins...Led the CSKA-Russian Penguins in points (39) and goals (21)...Was tied for eighth in the league in goals and ranked 15th in points... Was tied for second on the team in assists with 18.

CAREER: During the 1993-94 season, ranked third on CSKA in scoring with 22 points and second in goals with 14...Has played the last three seasons with the with the CSKA-Russian Penguins.

AMATEUR and PROFESSIONAL PLAYING CAREER

Season	Team	League	REGULAR SEASON				PIM	PLAYOFFS			
			GP	G	A	PTS		GP	G	A	PTS
1992-93	CSKA	CIS	42	7	4	11	18	-	-	-	-
1993-94	CSKA	CIS	46	14	8	22	16	-	-	-	-
1994-95	CSKA (a)	CIS	45	21	17	38	51	-	-	-	-

a - June, 1995 - Drafted by Penguins in 1995 NHL Entry Draft. Third Penguins pick, 102nd overall, fourth round.



JEFF CHRISTIAN

Left Wing

HT/WT: 6'1" 210 lbs. **Shoots:** Left **Age:** 25
Born: Burlington, Ont., July 30, 1970
Acquired: Signed as a free agent on August 2, 1994

1994-95: Played 56 games for Cleveland (IHL), recorded 37 points (13+24)...Was recalled by the Penguins on April 7...Played one game with the Penguins, on April 8 at Montreal...Was assigned to Cleveland on April 12.

CAREER: Was drafted by the New Jersey Devils in the second round of the 1988 Entry Draft...Played in two games for the Devils during the 1991-92 season, including his first NHL game on January 25 vs Detroit...Playing for the Albany River Rats (AHL) in 1993-94, was their leading goal scorer with 34 and finished second on the team in points with 77.

AMATEUR and PROFESSIONAL PLAYING CAREER

SEASON	TEAM	LEAGUE	REGULAR SEASON				PIM	PLAYOFFS				
			GP	G	A	PTS		GP	G	A	PTS	
1987-88	London	OHL	64	15	29	44	154	9	1	5	6	27
1988-89	London (a)	OHL	64	27	30	57	221	20	3	4	7	56
1989-90	London	OHL	18	14	7	21	64	-	-	-	-	-
	Owen Sound	OHL	37	19	26	45	145	10	6	7	13	43
1990-91	Utica	AHL	80	24	42	66	165	-	-	-	-	-
1991-92	New Jersey	NHL	2	0	0	0	2	-	-	-	-	-
	Utica	AHL	76	27	24	51	198	4	0	0	0	16
1992-93	Utica	AHL	22	4	6	10	39	-	-	-	-	-
	Hamilton	AHL	11	2	5	7	35	-	-	-	-	-
	Cincinnati	IHL	36	5	12	17	113	-	-	-	-	-
1993-94	Albany	AHL	76	34	43	77	227	5	1	2	3	19
1994-95	PITTSBURGH (b)	NHL	1	0	0	0	0	-	-	-	-	-
	Cleveland	IHL	56	13	24	37	126	2	0	1	1	2
NHL TOTALS			3	0	0	0	0	2	-	-	-	-
PGH TOTALS			1	0	0	0	0	-	-	-	-	-

a - June, 1988 - Drafted by New Jersey Devils in 1988 Entry Draft, second Devils pick, 23rd overall, second round.

b - August 2, 1994 - Signed as a free agent by Pittsburgh.



EVGENY DAVYDOV

Left Wing

HT/WT: 6' 200 lbs. **Shoots:** Right **Age:** 28

Born: Chelyabinsk, USSR, May 27, 1967

Acquired: Signed as a tryout on August 10, 1995.

1994-95: Began the season with Ottawa, playing in three games, before being loaned to San Diego (IHL)...Was then loaned to Chicago, where in 18 games, recorded 22 points (10+12).

CAREER: Was drafted by the Winnipeg Jets in the 1989 Entry Draft in the 11th round...In his first full season with the Jets (1992-93), set career-highs in goals (28), assists (21) and points (49)...Played for almost six full seasons with CSKA in the USSR.

AMATEUR and PROFESSIONAL PLAYING CAREER

Season	Team	League	REGULAR SEASON					PLAYOFFS				
			GP	G	A	PTS	PIM	G	A	PTS	PIM	
1986-87	CSKA	USSR	32	11	2	13	8	-	-	-	-	
1987-88	CSKA	USSR	44	16	7	23	18	-	-	-	-	
1988-89	CSKA (a)	USSR	35	9	7	16	4	-	-	-	-	
1989-90	CSKA	USSR	44	17	6	23	16	-	-	-	-	
1990-91	CSKA	USSR	44	10	10	20	26	-	-	-	-	
1991-92	CSKA	CIS	27	13	12	25	14	-	-	-	-	
	Winnipeg	NHL	12	4	3	7	8	7	2	2	4	2
1992-93	Winnipeg	NHL	79	28	21	49	66	4	0	0	0	0
1993-94	Florida (b)	NHL	21	2	6	8	8	-	-	-	-	
	Ottawa (c)	NHL	40	5	7	12	38	-	-	-	-	
1994-95	Ottawa	NHL	3	1	1	3	0	-	-	-	-	
	San Diego	IHL	11	2	1	3	14	-	-	-	-	
	Chicago	IHL	18	10	12	22	26	3	1	0	1	0
NHL TOTALS			155	40	39	89	120	11	2	2	4	2

a - June, 1989 - Drafted by Winnipeg in 1989 Entry Draft. 14th Jets pick, 235th overall, 11th round.

b - September 30, 1993 - Traded to Florida by Winnipeg for Florida's fourth round choice in the 1994 Entry Draft.

c - January 6, 1994 - Traded to Ottawa by Florida with Scott Levins and future draft choices for Bob Kudelski.



PHILIPPE DeROUVILLE

Goalie

HT/WT: 6'1" 185 lbs. **Catches:** Left **Age:** 20

Born: Arthabaska, Quebec, August 7, 1974

Acquired: Pittsburgh's fifth round choice (115th overall) in 1992 Entry Draft.

1994-95: Playing in his first professional season, was tied for sixth in the league in wins with 24...Recorded 24 of Cleveland's 34 total victories...Cleveland's record when he was not in goal was 10-27-(5)...Was recalled twice by the Penguins...Played in his first NHL game on April 10 at Ottawa, posting a 4-3 win...Missed seven games with the Penguins, suffering from mononucleosis.

CAREER: Was a fifth round draft choice of the Penguins in the 1992 NHL Entry Draft...Played four seasons in the Quebec Major Junior Hockey League, twice being named to the league's Second All-Star Team.

AMATEUR and PROFESSIONAL PLAYING CAREER

Season	Team	League	REGULAR SEASON							PLAYOFFS					
			GP	W-L-T	MIN	GA	SO	GAA	GP	W-L	MIN	GA	SO	AVG	
1990-91	Longueuil	QMJHL	20	13-6-0	1030	50	0	2.91	-	-	-	-	-	1	2.83
1991-92	Verdun (a)	QMJHL	34	20-6-3	1854	99	2	3.20	11	7-3	593	28	1	3.61	
1992-93	Collège Francais (b)	QMJHL	61	30-27-2	3491	210	1	3.61	4	0-4	258	18	0	3.61	
1993-94	Collège Francais (b)	QMJHL	51	-	2845	145	1	3.06	4	0-4	210	14	0	4.00	
1994-95	PITTSBURGH	NHL	1	1-0-0	60	3	0	3.00	-	-	-	-	-	-	
	Cleveland	IHL	41	24-10-5	2369	13	1	3.32	4	1-3	263	18	0	4.09	

a - June 1992 - Drafted by Pittsburgh in 1992 NHL Entry Draft. Fifth Penguins pick, 115th overall, fifth round.

b - QMJHL Second All-Star Team (1992-93, 1993-94).



JOE DZIEDZIC

Left Wing

HT/WT: 6'3" 225 lbs. **Shoots:** Left **Age:** 23
Born: Minneapolis, Minnesota, December 18, 1971
Acquired: Pittsburgh's third round choice (61st overall)
 in 1990 Entry Draft.

1994-95: Playing in his first professional season, recorded 30 points (15+15) in 68 games for the Cleveland Lumberjacks (IHL)...Ranked second on the team in penalty minutes among left wings with 74...Scored two of his 15 goals on the power play...Played in four playoff games, scoring one goal.

CAREER: Was drafted by the Penguins in the third round of the 1990 Entry Draft...Played four seasons at the University of Minnesota (WCHA)...Recorded career-highs in goals (11), assists (14) and points (25) during the 1992-93 season.

AMATEUR and PROFESSIONAL PLAYING CAREER

Season	Team	League	REGULAR SEASON				PLAYOFFS					
			GP	G	A	PTS	PIM	GP	G	A	PTS	PIM
1988-89	Edison HS	USHS	22	46	27	73	34	-	-	-	-	-
1989-90	Edison HS	USHS	17	28	19	48	0	-	-	-	-	-
1990-91	U. Minnesota (a)	WCHA	20	6	4	10	26	-	-	-	-	-
1991-92	U. Minnesota	WCHA	34	8	9	17	68	-	-	-	-	-
1992-93	U. Minnesota	WCHA	41	11	14	25	62	-	-	-	-	-
1993-94	U. Minnesota	WCHA	18	7	10	17	48	-	-	-	-	-
1994-95	Cleveland	IHL	68	15	15	30	74	4	1	0	1	10

a - June, 1990 - Drafted by Pittsburgh Penguins in 1990 NHL Entry Draft. Third Penguins pick, 61st overall, third round.



RUSTY FITZGERALD

Center/Left Wing

HT/WT: 6'1" 195 lbs. **Shoots:** Left **Age:** 23
Born: Minneapolis, MN, October 4, 1972
Acquired: Pittsburgh's second round choice (38th overall)
 in 1991 Entry Draft.


1994-95: Began the season with the University of Minnesota-Duluth, recording 38 points (16+22) in 34 games... Ranked second on his team in points and tied for second in goals...Was signed by the Penguins on April 4 and assigned to Cleveland (IHL) on April 6...Was recalled by the Penguins on April 15 and played in his first NHL game on April 15 vs Ottawa...Was returned to Cleveland on April 20 and recalled again on April 27...Scored his first NHL goal on May 3 vs Florida and John Vanbiesbrouck.

CAREER: Was drafted by the Penguins in the second round of the 1991 Entry Draft...Played four seasons with Minnesota-Duluth, recording 141 career points (60+81) in 147 games...Set a career-high in goals (24) and points (47) during the 1992-93 season.

AMATEUR and PROFESSIONAL PLAYING CAREER

Season	Team	League	REGULAR SEASON				PLAYOFFS					
			GP	G	A	PTS	PIM	GP	G	A	PTS	PIM
1989-90	Silver Bay H.S.	USHS	21	25	26	51	24	-	-	-	-	-
1990-91	Duluth East H.S.	USHS	15	14	11	25	-	-	-	-	-	-
1991-92	Minn.-Duluth	WCHA	37	9	11	20	40	-	-	-	-	-
1992-93	Minn.-Duluth	WCHA	39	24	23	47	48	-	-	-	-	-
1993-94	Minn.-Duluth	WCHA	37	11	25	36	59	-	-	-	-	-
1993-94	Minn.-Duluth	WCHA	34	16	22	38	50	-	-	-	-	-
1994-95	PITTSBURGH	NHL	4	4	0	1	0	5	0	0	0	4
	Cleveland	IHL	2	0	1	1	2	3	3	0	3	6
NHL & PGH TOTALS			4	1	0	1	0	5	0	0	0	4

a - June, 1991 - Drafted by Pittsburgh in 1991 Entry Draft. Second Penguins pick, 38th overall, second round.



COREY FOSTER

Defense

HT/WT: 6'3" 205 lbs. **Shoots:** Left **Age:** 25

Born: Ottawa, Ont., October 27, 1969

Acquired: Signed as a free agent on August 8, 1995.

1994-95: Was signed by Ottawa as a free agent in June of 1994...Playing for Prince Edward Island (AHL), ranked second on the team among defensemen in points (47) and first in goals (13)...Recorded seven points (2+5) in the playoffs, which ranked third on the team.

CAREER: Was a first round draft choice of the New Jersey Devils in the 1988 Entry Draft...Has played in 27 career NHL games and recorded seven points (3+4)...Recorded a career-high 21 goals in 1993-94, playing for Hershey (AHL).

AMATEUR and PROFESSIONAL PLAYING CAREER

Season	Team	League	REGULAR SEASON					PLAYOFFS				
			GP	G	A	PTS	PIM	GP	G	A	PTS	PIM
1986-87	Peterborough	OHL	30	3	4	7	4	1	0	0	0	0
1987-88	Peterborough (a)	OHL	66	13	31	44	58	11	5	9	14	13
1988-89	New Jersey (b)	NHL	2	0	0	0	0	-	-	-	-	-
	Peterborough	OHL	55	14	42	56	42	17	1	17	18	12
1989-90	Cape Breton	AHL	54	7	17	24	32	1	0	0	0	0
1990-91	Cape Breton (c)	AHL	67	14	11	25	51	4	2	4	6	4
1991-92	Philadelphia	NHL	25	3	4	7	20	-	-	-	-	-
	Hershey	AHL	19	5	9	14	26	6	1	1	2	5
1992-93	Hershey	AHL	80	9	25	34	102	-	-	-	-	-
1993-94	Hershey (d)	AHL	66	21	37	58	96	9	2	5	7	10
1994-95	PEI (e)	AHL	78	13	34	47	61	11	2	5	7	12
NHL TOTALS			27	3	4	7	20	-	-	-	-	-


a - June, 1988 - Drafted by New Jersey in 1988 Entry Draft. First Devils pick, 12th overall, first round.

b - June 17, 1989 - Traded to Edmonton by New Jersey for Edmonton first round choice (Jason Miller) in the 1989 Entry Draft.

c - May 30, 1991 - Traded to Philadelphia by Edmonton with Dave Brown and Jari Kurri for Scott Mellanby and Craig Berube.

d - June 20, 1994 - Signed by Ottawa as a free agent.

e - August 8, 1995 - Signed by Pittsburgh as a free agent.



PATRICK LALIME

Goalie

HT/WT: 6'2" 170 lbs. **Catches:** Left **Age:** 21

Born: St. Bonaventure, Quebec, July 7, 1974

Acquired: Pittsburgh's sixth round choice (156th overall) in 1993 Entry Draft.

1994-95: Began the season with Hampton Roads (ECHL), playing in 21 games, before signing with the Penguins on January 26...Following his signing, was assigned to Cleveland (IHL), where he played in 23 games.

CAREER: Was drafted by the Penguins in the 1993 NHL Entry Draft in the sixth round...Played two seasons with Shawinigan (QMJHL).

AMATEUR and PROFESSIONAL PLAYING CAREER

Season	Team	League	REGULAR SEASON					PLAYOFFS						
			GP	W-L-T	MIN	GA	SO	GAA	GP	W-L	MIN	GA	SO	AVG
1992-93	Shawinigan (a)	QMJHL	44	10-24-4	2467	192	0	4.67	-	-	-	-	-	-
1993-94	Shawinigan	QMJHL	48	-	2733	192	1	4.22	5	1-3	223	25	0	6.73
1994-95	Hampton Roads	ECHL	26	15-7-3	1470	82	2	3.35	-	-	-	-	-	-
	Cleveland	IHL	23	7-10-4	1230	91	0	4.44	-	-	-	-	-	-

a - June 1992 - Drafted by Pittsburgh in 1993 NHL Entry Draft. Sixth Penguins pick, 156th overall, sixth round.



BRAD LAUER

Left Wing

HT/WT: 6' 195 lbs. **Shoots:** Left **Age:** 28

Born: Humboldt, Sask., October 27, 1966.

Acquired: Signed as a free agent on September 6, 1994

1994-95: Played 51 games with Cleveland (IHL) and recorded 59 points (32+27)...Was tied for the team lead in goals with 32...Led the team with six points in the playoffs.

CAREER: Was drafted by the New York Islanders in the 1985 Entry Draft...Had his best season in the NHL with the Islanders in the 1987-88 season, recording 35 points (17+28) in a career-high 69 games...Playing for Indianapolis (IHL) in 1992-93, led the IHL in goals with 50, and was selected to the First All-Star Team.

AMATEUR and PROFESSIONAL PLAYING CAREER

SEASON	TEAM	LEAGUE	REGULAR SEASON				PLAYOFFS					
			GP	G	A	PTS	PIM	GP	G	A	PTS	PIM
1983-84	Regina	WHL	60	5	7	12	51	16	0	1	1	24
1984-85	Regina (a)	WHL	72	33	46	79	57	8	6	6	10	9
1985-86	Regina	WHL	57	36	38	74	69	10	4	5	9	2
1986-87	NY Islanders	NHL	61	7	14	21	65	6	2	0	2	4
1987-88	NY Islanders	NHL	69	17	18	35	67	5	3	1	4	4
1988-89	NY Islanders	NHL	14	3	2	5	2	-	-	-	-	-
	Springfield	AHL	8	1	2	6	0	-	-	-	-	-
1989-90	NY Islanders	NHL	63	6	18	24	19	4	0	2	2	10
	Springfield	AHL	7	4	2	6	0	-	-	-	-	-
1990-91	NY Islanders	NHL	44	4	8	12	45	-	-	-	-	-
	Capital Dist.	AHL	11	5	11	16	14	-	-	-	-	-
1991-92	NY Islanders (b)	NHL	8	1	0	1	2	-	-	-	-	-
	Chicago	NHL	6	0	0	0	4	7	1	1	2	2
	Indianapolis	IHL	57	24	30	54	46	-	-	-	-	-
1992-93	Chicago	NHL	7	0	1	1	2	-	-	-	-	-
	Indianapolis (d)	IHL	62	*50	41	91	80	5	3	1	4	6
1993-94	Ottawa (d)	NHL	30	2	5	7	6	-	-	-	-	-
	Las Vegas	IHL	32	21	21	42	30	4	1	0	1	2
1994-95	Cleveland	IHL	51	32	27	59	48	4	4	2	6	6
	NHL TOTALS		302	40	66	106	212	22	6	4	10	20


* - Led league

a - June, 1985 - Drafted by NY Islanders in 1985 Entry Draft, Third Islanders choice, 34th overall, second round.

b - October, 1991 - Traded with Brent Sutter to Chicago for Steve Thomas Adam Creighton.

c - IHL First Team All-Star (1992-1993).

d - September, 1994 - Signed as a free agent by Penguins.



IAN MORAN

Defense

HT/WT: 5'11" 195 lbs. **Shoots:** Right **Age:** 23

Born: Cleveland, Ohio, August 24, 1972

Acquired: Pittsburgh's sixth round choice, 107th overall, in 1990 Entry Draft.

1994-95: Playing in his first full season with Cleveland (IHL), was the team's second leading scorer among defensemen with 38 points (7+31)...Was tied for third on the team with a plus three rating...Was recalled following the end of Cleveland's season by Pittsburgh...Played in eight playoff games with the Penguins, recording no points.

CAREER: Was drafted in the sixth round by the Penguins in the 1990 Entry Draft...Played two seasons at Boston College, prior to joining the U.S. National Team for the 1993-94 season...Was the last player cut by the National Team, prior to the 1994 Olympics...Was signed by the Penguins in February, 1994 and was assigned to Cleveland...Was a member of the U.S. Team that played in the 1993 World Championships.

AMATEUR and PROFESSIONAL PLAYING CAREER

Season	Team	League	REGULAR SEASON				PLAYOFFS					
			GP	G	A	PTS	PIM	GP	G	A	PTS	PIM
1989-90	Belmont Hill Sch (a)	U.S. Prep	10	36	46	0	-	-	-	-	-	
1990-91	Belmont Hill Sch	U.S. Prep	23	7	44	51	12	-	-	-	-	
1991-92	Boston College (b)	IHL	30	2	16	18	44	-	-	-	-	
1992-93	Boston College	HE	31	8	12	20	32	-	-	-	-	
1993-94	U.S. National Team	HE	50	8	15	23	-	-	-	-	-	
	Cleveland	IHL	33	5	13	18	39	-	-	-	-	
1994-95	Cleveland	IHL	64	7	31	38	94	4	0	1	1	2
	PITTSBURGH	NHL	-	-	-	-	-	8	0	0	0	0
	NHL & PGH TOTALS		-	-	-	-	-	8	0	0	0	0

a - June, 1990 - Drafted by Pittsburgh Penguins in 1990 NHL Entry Draft, Penguins sixth round choice, 107th overall in 1990 Entry Draft.

b - Hockey East Co-Rookie of the Year (1991-92).



RICHARD PARK

Center

HT/WT: 6'0" 190 lbs. **Shoots:** Right **Age:** 19

Born: Seoul, South Korea, May 27, 1976

Acquired: Pittsburgh's second round choice, 50th overall, in 1994 Entry Draft.


1994-95: Spent most of the season with Belleville (OHL), recording 79 points in 45 games... Ranked fourth on the team in points, despite missing 15 games due to a league suspension for bumping an official... Led his team in the playoffs with 27 points in 16 games... Was signed by the Penguins on April 28, following the conclusion of his junior season... Played his first NHL game on May 3 vs Florida, recording one assist... Played in three playoff games with the Penguins, recording no points.

CAREER: Played for Belleville for three seasons and recorded 216 points (78+138) in 170 career games... Played for the U.S. Junior Team at the 1994 World Junior Championships, recording five points (3+2) in seven games.

AMATEUR and PROFESSIONAL PLAYING CAREER

Season	Team	League	REGULAR SEASON				PIM	PLAYOFFS				PIM
			GP	G	A	PTS		GP	G	A	PTS	
1992-93	Belleville	OHL	66	23	38	61	38	5	0	0	0	14
1993-94	Belleville (a)	OHL	59	27	49	76	70	12	3	5	8	18
1994-95	Belleville	OHL	45	28	51	79	35	10	9	18	27	12
	PITTSBURGH	NHL	1	0	1	1	2	3	0	0	0	2

a - June, 1994 - Drafted by Pittsburgh Penguins in 1994 Entry Draft. Second Penguins pick, 50th overall, in second round.



ED PATTERSON

Right Wing

HT/WT: 6'2" 210 lbs. **Shoots:** Right **Age:** 22

Born: Delta, B.C., November 14, 1972

Acquired: Pittsburgh's seventh round draft choice, 148th overall, in 1991 Entry Draft.


1994-95: Played in 58 games for the Cleveland Lumberjacks, recording 30 points (13+17)... Recorded three points (1+2) in four playoff games.

CAREER: Drafted by the Penguins in the seventh round of the 1991 Entry Draft... Played for both Swift Current and Kamloops in the Western Hockey League... In 1992-93, played in 63 games with Cleveland, recording 20 points and 131 penalty minutes... Recalled by the Penguins from the Cleveland Lumberjacks (IHL) eight times during the 1993-94 season... Played in his first NHL game on Nov. 18 vs Washington... Scored his first NHL goal on Jan. 7 at Buffalo against Dominik Hasek... Played in a season-high 16 consecutive games from Jan. 2 to Feb. 10... With the Lumberjacks, ranked third on the team with 21 goals, 32 assists and 53 points.

AMATEUR and PROFESSIONAL PLAYING CAREER

SEASON	TEAM	LEAGUE	REGULAR SEASON				PIM	PLAYOFFS				PIM
			GP	G	A	PTS		GP	G	A	PTS	
1990-91	Swift Current (a)	WHL	7	2	7	9	0	-	-	-	-	-
	Kamloops	WHL	55	14	33	47	134	5	0	0	0	7
1991-92	Kamloops	WHL	38	19	25	44	120	1	0	0	0	0
1992-93	Cleveland	IHL	63	4	16	20	131	3	1	1	2	2
1993-94	PITTSBURGH	NHL	27	3	1	4	10	-	-	-	-	-
	Cleveland	IHL	55	21	32	53	73	-	-	-	-	-
1994-95	Cleveland	IHL	58	13	17	30	93	4	1	2	3	6
	NHL & PGH TOTALS		27	3	1	4	10	-	-	-	-	-

a - June, 1991 - Drafted by Pittsburgh in 1991 Entry Draft. Seventh Penguins pick, 148th overall, seventh round.



DOMENIC PITTIS

Center

HT/WT: 5'11" 190 lbs. **Shoots:** Left **Age:** 21

Born: Calgary, Alta., October 1, 1974

Acquired: Pittsburgh's second round choice, 52nd overall, in 1993 Entry Draft.


1994-95: Playing in his first professional season, recorded 50 points (18+32) in 62 games with Cleveland (IHL)...Was tied for fourth on the team in assists with 32...Played in three playoff games, recording two assists.

CAREER: Was the Penguins second round draft choice in the 1993 Entry Draft...Ranked third in the WHL, recording 127 points (58+69) during the 1993-94 season. playing for Lethbridge...Played three seasons with Lethbridge, recording 269 points (110+159) in 203 career games.

AMATEUR and PROFESSIONAL PLAYING CAREER

Season	Team	League	REGULAR SEASON				PLAYOFFS					
			GP	G	A	PTS	PIM	GP	G	A	PTS	PIM
1991-92	Lethbridge	WHL	65	6	17	23	48	5	0	2	2	4
1992-93	Lethbridge (a)	WHL	66	46	73	119	69	4	3	3	6	8
1993-94	Lethbridge	WHL	72	58	69	127	93	8	4	11	15	16
1994-95	Cleveland	IHL	62	18	32	50	66	3	0	2	2	2

a - June, 1993 - Drafted by Pittsburgh Penguins in 1993 NHL Entry Draft. Penguins second pick, 52nd overall, second round.



DAVE ROCHE

Left Wing

HT/WT: 6'4" 224 lbs **Shoots:** Left **Age:** 20

Born: Lindsay, Ont., June 13, 1975


Acquired: Pittsburgh's third round choice (62nd overall) in 1993 Entry Draft.

1994-95: Was tied for second in the OHL and led Windsor in goals with 55 and ranked seventh in points with 114...Ranked first among the league's leading scorers in penalty minutes with 180.

CAREER: Was the Penguins third round draft choice in the 1993 Entry Draft...Played four seasons in the OHL, recording two seasons with at least one hundred points...Recorded 312 career points (134+178) in 247 games.

Season	Team	League	REGULAR SEASON				PLAYOFFS					
			GP	G	A	PTS	PIM	GP	G	A	PTS	PIM
1991-92	Peterborough	OHL	62	10	17	27	134	10	0	0	0	34
1992-93	Peterborough (a)	OHL	56	40	60	100	105	21	14	15	29	42
1993-94	Peterborough	OHL	34	15	22	37	127	-	-	-	-	-
	Windsor	OHL	29	14	20	34	73	4	1	1	2	15
1994-95	Windsor	OHL	66	55	59	114	180	10	9	6	15	16

a - June, 1993 - Drafted by Pittsburgh Penguins in 1993 Entry Draft. Third Penguins pick, 62nd overall in third round.



SERGEI VORONOV

Defense

HT/WT: 6'2" 200 lbs. **Shoots:** Left **Age:** 24

Born: Moscow, USSR, May 21, 1971

Acquired: Pittsburgh eighth round choice, 206th overall, in 1995 Entry Draft.

1994-95: Was selected by the Penguins in the eighth round in the 1995 Entry Draft...Led Moscow Dynamo with 80 penalty minutes...Led his team in the playoffs among defensemen in points with five (4+1).

CAREER: Has played the last three seasons with Moscow Dynamo...While with Dynamo, was a teammate of Darius Kasparaitis (NY Islanders), Alexei Yashin (Ottawa), Sergei Gonchar (Washington) and Andrei Nikolishin (Hartford).

Season	Team	League	REGULAR SEASON				PLAYOFFS					
			GP	G	A	PTS	PIM	GP	G	A	PTS	PIM
1992-93	Dynamo	CIS	36	1	0	1	25	-	-	-	-	-
1993-94	Dynamo	CIS	44	5	6	11	72	-	-	-	-	-
1995-96	Dynamo (a)	CIS	44	3	4	7	80	12	4	1	5	26

a - June, 1995 - Drafted by Penguins in 1995 Entry Draft. Seventh Penguins pick, 206th overall, eighth round.



CHRIS WELLS

Center

HT/WT: 6'6" 220 lbs. **Shoots:** Left **Age:** 19

Born: Calgary, Alta., November 12, 1975


Acquired: Pittsburgh's first round choice, 24th overall in 1994 Entry Draft.

1994-95: Led Seattle (WHL) in scoring with 108 points and finished eighth in league scoring...Ranked second among the league's top 20 scorers in penalty minutes with 148...Was signed by the Penguins on April 6 and was assigned to Cleveland...Played three games for Cleveland.

CAREER: Was the Penguins first choice in the 1994 Entry Draft...Played four seasons with Seattle and recording 258 points (106+152) in 265 career games...Has recorded over 100 minutes in penalties in each of the last three seasons.

Season	Team	League	REGULAR SEASON				PLAYOFFS					
			GP	G	A	PTS	PIM	GP	G	A	PTS	PIM
1991-92	Seattle	WHL	64	13	8	21	80	11	0	0	0	6
1992-93	Seattle	WHL	63	18	37	55	111	5	2	3	5	4
1993-94	Seattle (a)	WHL	69	30	44	74	150	9	6	5	11	23
1994-95	Seattle	WHL	69	45	63	108	148	3	0	1	1	4
	Cleveland	IHL	3	0	1	1	2	-	-	-	-	-

a - June, 1994 - Drafted by Pittsburgh in the 1994 Entry Draft. First Penguins choice, 24th overall, first round.




PETER ALLEN

Defense

HT/WT: 6'2" 200 lbs. **Shoots:** Right **Age:** 25
Born: Calgary, Alta., March 6, 1970
Acquired: Signed as a free agent, August 10, 1995

Season	Team	League	REGULAR SEASON					PLAYOFFS				
			GP	G	A	PTS	PIM	GP	G	A	PTS	PIM
1989-90	Yale	ECAC	26	2	4	6	16	-	-	-	-	-
1990-91	Yale (a)	ECAC	17	0	6	6	14	-	-	-	-	-
1991-92	Yale	ECAC	26	5	13	18	26	-	-	-	-	-
1992-93	Yale	ECAC	30	3	15	18	32	-	-	-	-	-
1995-94	P.E.I.	AHL	6	0	1	1	6	-	-	-	-	-
	Richmond	ECHL	52	2	16	18	62	-	-	-	-	-
1994-95	Team Canada		7	0	0	0	12	-	-	-	-	-
	Team Canada		52	5	15	20	36	-	-	-	-	-

a - June, 1991 - Drafted by Boston Bruins in 1991 NHL Supplemental Draft. First Bruins pick, 24th overall, first round.



BILL ARMSTRONG

Defense

HT/WT: 6'5" 220 lbs. **Shoots:** Left **Age:** 25
Born: Richmond Hill, Ont., May, 18, 1970
Acquired: Tryout

Season	Team	League	REGULAR SEASON					PLAYOFFS				
			GP	G	A	PTS	PIM	GP	G	A	PTS	PIM
1987-88	Toronto	OHL	64	1	10	11	99	-	-	-	-	-
1988-89	Toronto	OHL	64	1	16	17	82	-	-	-	-	-
1989-90	Hamilton (a)	OHL	18	0	2	2	38	-	-	-	-	-
	Niagara Falls	OHL	4	0	1	1	13	-	-	-	-	-
	Oshawa	OHL	41	2	8	10	115	17	0	7	7	39
1990-91	Hershey	AHL	56	1	9	10	117	-	-	-	-	-
1991-92	Hershey	AHL	80	2	14	16	159	3	0	0	0	2
1992-93	Hershey (b)	AHL	80	2	10	12	205	-	-	-	-	-
1993-94	Providence	AHL	66	0	7	7	200	-	-	-	-	-
1994-95	Providence	AHL	75	3	10	13	244	13	0	2	2	8

a - June, 1990 - Drafted by Philadelphia Flyers in 1990 NHL Entry Draft. Sixth Flyers pick, 46th overall, third round.
b - July 22, 1993 - Signed as a free agent by Boston Bruins.




SERGE AUBIN

Center

HT/WT: 6'0" 180 lbs. **Shoots:** Left **Age:** 20
Born: Val D'or, Quebec, February 15, 1975
Acquired: Pittsburgh's seventh round choice (161st overall) in 1994 Entry Draft.

Season	Team	League	REGULAR SEASON					PLAYOFFS				
			GP	G	A	PTS	PIM	GP	G	A	PTS	PIM
1992-93	Drummondville	QMJHL	65	16	34	50	32	8	0	1	1	16
1993-94	Granby (a)	QMJHL	63	42	32	74	80	7	2	3	5	8
1994-95	Granby	QMJHL	60	37	73	110	55	11	8	15	23	4

a - June, 1994 - Drafted by Pittsburgh Penguins in 1994 NHL Entry Draft. Ninth Penguins pick, 161st overall, seventh round.




RICK BENNETT

Left Wing

HT/WT: 6'4" 215 lbs. **Shoots:** Left **Age:** 28
Born: Springfield, MA, July 24, 1967
Acquired: Tryout

Season	Team	League	REGULAR SEASON				PIM	PLAYOFFS				PIM
			GP	G	A	PTS		GP	G	A	PTS	
1986-87	Providence (a)	H.E.	32	15	12	27	34	-	-	-	-	-
1987-88	Providence	H.E.	33	3	9	16	25	70	-	-	-	-
1988-89	Providence (b)	H.E.	32	14	32	46	74	-	-	-	-	-
1989-90	Providence	H.E.	31	12	24	36	74	-	-	-	-	-
	NY Rangers	NHL	6	1	0	1	5	-	-	-	-	-
1990-91	NY Rangers	NHL	6	0	0	0	6	-	-	-	-	-
	Binghampton	AHL	71	27	32	59	206	10	2	1	3	27
1991-92	NY Rangers	NHL	3	0	1	1	2	-	-	-	-	-
	Binghampton	AHL	69	19	23	42	112	11	0	1	1	23
1992-93	Binghampton (c)	AHL	76	15	22	37	114	10	0	0	0	30
1993-94	Springfield	AHL	67	9	19	28	82	6	1	0	1	31
1994-95	Springfield	AHL	34	3	5	8	74	-	-	-	-	-
	Hershey	AHL	30	3	4	7	40	3	2	1	3	14
NHL Totals			15	1	1	2	13	-	-	-	-	-

- a - June, 1986 - Drafted by Minnesota North Stars in 1986 Entry Draft. Fourth Minnesota pick, 54th overall, fourth round.
- b - October 11, 1988 - Rights traded to NY Rangers by Minnesota with Brian Lawton and Igor Liba for Paul Jerrard, Mark Tinordi, the rights to Bret Barnett and Mike Sullivan and Los Angeles' third round choice (previously acquired by NY Rangers) in 1989 Entry Draft.
- c - August 23, 1993 - Signed as a free agent by Hartford Whalers.



STEFAN BERGKVIST

Defense

HT/WT: 6'3" 216 lbs. **Shoots:** Left **Age:** 20
Born: Leksand, Sweden, March 10, 1975
Acquired: Pittsburgh's first round choice (26th overall) in 1993 Entry Draft.

Season	Team	League	REGULAR SEASON				PIM	PLAYOFFS				PIM	
			GP	G	A	PTS		GP	G	A	PTS		
1992-93	Leksand (a)	Swe.	15	0	0	0	6	-	-	-	-	-	
1993-94	Leksand	Swe.	6	0	0	0	0	-	-	-	-	-	
1994-95	London	OHL	64	3	3	17	20	93	4	0	0	0	5

- a - June, 1993 - Drafted by Pittsburgh Penguins in 1993 Entry Draft. First Penguins pick, 26th overall, first round.



SVEN BUTENSCHON

Defense

HT/WT: 6'5" 201 lbs. **Shoots:** Left **Age:** 19
Born: Itzehoe, Germany, March 22, 1976
Acquired: Pittsburgh's third round choice (57th overall) in 1994 Entry Draft.

Season	Team	League	REGULAR SEASON				PIM	PLAYOFFS				PIM
			GP	G	A	PTS		GP	G	A	PTS	
1991-92	Eastman Selects	Midget	36	2	10	12	110	-	-	-	-	-
1992-93	Eastman Selects	Midget	35	14	22	36	101	-	-	-	-	-
1993-94	Brandon (a)	WHL	70	3	19	22	51	4	0	0	0	6
1994-95	Brandon	WHL	21	1	5	6	47	18	1	2	3	11

- a - June, 1994 - Drafted by Pittsburgh Penguins in 1994 Entry Draft. Third Penguins pick, 57th overall, third round.




VYACHESLAV BUTSAYEV

Center

HT/WT: 6'2" 200 lbs. **Catches:** Left **Age:** 25
Born: Togliatti, USSR, June 13, 1970
Acquired: Tryout

Season	Team	League	REGULAR SEASON					PLAYOFFS				
			GP	G	A	PTS	PIM	GP	G	A	PTS	PIM
1989-90	CSKA (a)	USSR	48	14	4	18	30	-	-	-	-	-
1990-91	CSKA	USSR	46	14	9	23	32	-	-	-	-	-
1991-92	CSKA	CIS	36	12	13	25	26	-	-	-	-	-
1992-93	CSKA	CIS	5	3	4	7	6	-	-	-	-	-
	Philadelphia	NHL	52	2	14	16	61	-	-	-	-	-
1993-94	Hershey	AHL	24	6	10	18	51	-	-	-	-	-
	Philadelphia (b)	NHL	47	12	9	21	58	-	-	-	-	-
1994-95	San Jose	NHL	12	0	2	2	10	-	-	-	-	-
	San Jose	NHL	6	2	0	2	0	-	-	-	-	-
	Kansas City	IHL	13	4	3	7	12	3	0	0	0	2
NHL Totals			117	16	25	41	129	-	-	-	-	-

a - June 30, 1990 - Drafted by Philadelphia in 1990 Entry Draft, 10th Flyers pick, 109th overall, fifth round.
b - February 1, 1994 - Traded to San Jose by Philadelphia for Rob Zetter.




ALEXEI KRIVCHENKOV

Defense

HT/WT: 6'0" 185 lbs. **Shoots:** Left **Age:** 21
Born: Novosibirsk, USSR, June 11, 1974
Acquired: Pittsburgh's third round choice
(76th overall) in 1994 Entry Draft.

Season	Team	League	REGULAR SEASON					PLAYOFFS				
			GP	G	A	PTS	PIM	GP	G	A	PTS	PIM
1993-94	CSKA-Russian Penguins (a)	CIS	4	0	0	0	2	-	-	-	-	-
1994-95	CSKA-Russian Penguins	CIS	48	1	4	5	43	-	-	-	-	-

a - June, 1994 - Drafted by Pittsburgh Penguins in 1994 Entry Draft, Fifth Penguins pick, 76th overall, third round.




RYAN SAVOIA

Center

HT/WT: 6'0" 195 lbs. **Shoots:** Right **Age:** 22
Born: St. Catherines, Ont., May 6, 1973
Acquired: Signed as a free agent, April 7, 1995.

Season	Team	League	REGULAR SEASON					PLAYOFFS				
			GP	G	A	PTS	PIM	GP	G	A	PTS	PIM
1990-91	Thorald	Jr. B	35	13	20	33	28	-	-	-	-	-
1991-92	Thorald	Jr. B	41	26	24	50	46	-	-	-	-	-
1992-93	Thorald	Jr. B	39	27	41	68	74	-	-	-	-	-
1993-94	Thorald	Jr. B	39	51	51	102	48	-	-	-	-	-
1994-95	Brock Univ (a)	OUSA	26	23	32	55	16	-	-	-	-	-
	Cleveland	IHL	1	0	0	0	0	-	-	-	-	-

a - April, 1995 - Signed as a free agent.




SEAN SELMSER

Left Wing

HT/WT: 6'1" 185 lbs. **Shoots:** Left **Age:** 20
Born: Calgary, Alta., November 10, 1974
Acquired: Pittsburgh's seventh round choice
 (182nd overall) in 1993 Entry Draft.

Season	Team	League	GP	G	A	PTS	PIM	GP	G	A	PTS	PIM
1991-92	Calgary Buffaloes	AMHL	32	21	24	45	131	-	-	-	-	-
1992-93	Red Deer (a)	WHL	70	13	27	40	216	4	0	0	0	10
1993-94	Red Deer	WHL	71	25	25	50	201	4	1	0	1	14
1994-95	Red Deer	WHL	33	11	17	28	65	-	-	-	-	-

a - June, 1993 - Drafted by Pittsburgh in 1993 Entry Draft. Seventh Penguins pick, 182nd overall, seventh round.



JOE TAMMINEN

Left Wing

HT/WT: 6'2" 185 lbs. **Shoots:** Left **Age:** 22
Born: Virginia, MN, January 23, 1973
Acquired: Pittsburgh's fourth round choice
 (82nd overall) in 1991 Entry Draft.

Season	Team	League	REGULAR SEASON					PLAYOFFS					
			GP	G	A	PTS	PIM	GP	G	A	PTS	PIM	
1990-91	Virginia HS (a)	USHS	22	20	18	38	-	-	-	-	-	-	-
1991-92	U. Minn.-Duluth	WCHA	23	1	3	4	12	-	-	-	-	-	-
1992-93	U. Minn.-Duluth	WCHA	38	4	6	10	38	-	-	-	-	-	-
1993-94	U. Minn.-Duluth	WCHA	19	2	4	6	22	-	-	-	-	-	-
1994-95	U. Minn.-Duluth	WCHA	21	2	6	8	32	-	-	-	-	-	-

a - June, 1991 - Drafted by Pittsburgh Penguins in 1991 Entry Draft. Fourth Penguins pick, 82nd overall, fourth round.



CHRIS TOK

Defense

HT/WT: 6'1" 180 lbs. **Shoots:** Left **Age:** 22
Born: Grand Rapids, MN, March 19, 1973
Acquired: Pittsburgh 10th round choice,
 214th overall, in 1991 Entry Draft.

Season	Team	League	REGULAR SEASON					PLAYOFFS					
			GP	G	A	PTS	PIM	GP	G	A	PTS	PIM	
1990-91	Greenway HS (a)	USHS	19	2	17	19	34	-	-	-	-	-	-
1991-92	Wisconsin	WCHA	19	0	1	1	8	-	-	-	-	-	-
1992-93	Wisconsin	WCHA	41	3	12	15	38	-	-	-	-	-	-
1993-94	Wisconsin	WCHA	41	2	5	7	97	-	-	-	-	-	-
1994-95	Wisconsin	WCHA	43	5	7	12	129	-	-	-	-	-	-

a - June, 1991 - Drafted by Pittsburgh Penguins in 1991 Entry Draft. 10th Penguins pick, 214th overall, 10th round.

FUTURE PENGUINS

JAN ALINC **Center** **HT/WT: 6'2"** **190 lbs.**
 Born: Louny, Czech., May 27, 1972 Shoots: Left Age: 23
 Acquired: Pittsburgh's seventh round choice (163rd overall) in 1992 Entry Draft

Season	Team	League	GP	G	A	PTS	PIM
1991-92	Litvinov	CSFR	36	16	12	28	-
1992-93	Chemopetrol	CSFR	25	11	9	20	-
1993-94	Chemopetrol	CSFR	36	16	25	41	-
1994-95	Chemopetrol	CSFR	42	16	32	48	-

JONAS ANDERSSON-JUNKKA **Defense** **HT/WT: 6'2"** **180 lbs.**
 Born: Kiruna, Sweden, May 4, 1975 Shoots: Right Age: 20
 Acquired: Pittsburgh's fourth round choice (104th overall) in 1993 Entry Draft

Season	Team	League	GP	G	A	PTS	PIM
1992-93	Kiruna	Sweden	30	3	7	10	32
1993-94	Kiruna	Sweden	15	4	7	11	40
1994-95	Frolunda	Sweden	24	0	3	3	4

BRIAN BONIN **Center** **HT/WT: 5'10"** **180 lbs.**
 Born: St. Paul, MN, November 28, 1973 Shoots: Left Age: 21
 Acquired: Pittsburgh's ninth round choice (211th overall) in 1992 Entry Draft

Season	Team	League	GP	G	A	PTS	PIM
1991-92	White Bear Lake	H.S.	23	22	35	57	8
1992-93	U. Minnesota	WCHA	38	10	18	28	10
1993-94	U. Minnesota	WCHA	42	24	20	44	14
1994-95	U. Minnesota	WCHA	43	32	30	62	28

FRAN BUSSEY **Center** **HT/WT: 6'3"** **190 lbs.**
 Born: Duluth, Minnesota, July 9, 1974 Shoots: Left Age: 21
 Acquired: Pittsburgh's eighth round choice (187th overall) in 1992 Entry Draft

Season	Team	League	GP	G	A	PTS	PIM
1991-92	Duluth-East	H.S.	23	17	26	43	8
1992-93	Duluth-East	H.S.	24	18	20	38	14
1993-94	U. Wisconsin	WCHA	-	-	-	-	-
1994-95	U. Wisconsin	WCHA	-	-	-	-	-

BRIAN CALLAHAN **Left Wing** **HT/WT: 6'0"** **185 lbs.**
 Born: Melrose, MA, July 13, 1974 Shoots: Left Age: 21
 Acquired: Pittsburgh's 10th round choice (235th overall) in 1992 Entry Draft

Season	Team	League	GP	G	A	PTS	PIM
1991-92	Belmont Hill	US Prep	25	20	18	38	-
1992-93	Belmont Hill	US Prep	15	19	16	35	16
1993-94	Boston College	HE	36	11	11	22	58
1994-95	Boston College	HE	34	10	1	11	58

BRIAN CLIFFORD **Right Wing** **HT/WT: 6'0"** **180 lbs.**
 Born: Buffalo, New York, June 18, 1973 Shoots: Right Age: 22
 Acquired: Pittsburgh's sixth round choice (126th overall) in 1991 Entry Draft

Season	Team	League	GP	G	A	PTS	PIM
1990-91	Nicholls HS	USHS	29	29	33	62	-
1991-92	Nicholls HS	USHS	29	27	31	58	46
1992-93	Michigan State	CCHA	34	15	7	22	20
1993-94	Michigan State	CCHA	35	6	4	10	22
1994-95	Michigan State	CCHA	17	2	5	7	8

GREG CROZIER **Left Wing** **HT/WT: 6'3"** **180 lbs.**
 Born: Calgary, Alberta, July 6, 1976 Shoots: Left Age: 19
 Acquired: Pittsburgh's third round choice (73rd overall) in 1994 Entry Draft

Season	Team	League	GP	G	A	PTS	PIM
1991-92	Amherst	USHS	46	61	47	108	47
1992-93	Lawrence Acad.	USHS	21	22	13	35	9
1993-94	Lawrence Acad.	USHS	18	22	26	48	-
1994-95	Lawrence Acad.	USHS	31	45	32	77	22

JASON GODBOUT **Defense** **HT/WT: 5'11"** **180 lbs.**
 Born: August 5, 1976 Shoots: Left Age: 19
 Acquired: Pittsburgh's ninth round choice (232nd overall) in 1994 Entry Draft

Season	Team	League	GP	G	A	PTS	PIM
1993-94	Hill Murray	H.S.	25	18	26	44	-
1994-95	U. Minnesota	WCHA	32	1	4	5	28

FUTURE PENGUINS

TIM HARBERTS Center HT/WT: 6'1" 185 lbs.
 Born: Edina, Minnesota, May 20, 1975 Shoots: Right Age: 20
 Acquired: Pittsburgh's ninth round choice (234th overall) in 1993 Entry Draft

Season	Team	League	GP	G	A	PTS	PIM
1991-92	Wayzata H.S.	USHS	21	19	23	42	18
1992-93	Wayzata H.S.	USHS	23	24	18	42	22
1993-94	Notre Dame	CCHA	36	10	12	22	19
1994-95	Notre Dame	CCHA	37	20	12	32	4

PASI HUURA Defense HT/WT: 6'4" 222 lbs.
 Born: Tampere, Finland, March 23, 1966 Shoots: Left Age: 29
 Acquired: Pittsburgh's 12th round choice (258th overall) in 1991 Entry Draft

Season	Team	League	GP	G	A	PTS	PIM
1989-90	Iives	Finland	41	1	4	5	48
1990-91	Iives	Finland	39	2	6	8	50
1991-92	Lukko	Finland	44	1	5	6	40
1992-93	Lukko	Finland	48	6	6	12	38
1993-94	Lukko	Finland	27	1	2	3	24
1994-95	Iives	Finland	32	2	9	11	16

CLINT JOHNSON Left Wing HT/WT: 6'2" 200 lbs.
 Born: Duluth, MN, April 7, 1976 Shoots: Left Age: 19
 Acquired: Pittsburgh's fifth round choice (128th overall) in 1994 Entry Draft

Season	Team	League	GP	G	A	PTS	PIM
1991-92	Duluth-East	H.S.	24	11	8	19	16
1992-93	Duluth-East	H.S.	23	15	14	29	24
1993-94	Duluth-East	H.S.	28	30	31	61	-
1994-95	St. Paul	USHL	14	0	3	3	8

HANS JONSSON Defense HT/WT: 6'1" 176 lbs.
 Born: Jarved, Sweden, August 2, 1973 Shoots: Left Age: 22
 Acquired: Pittsburgh's 11th round choice (286th overall) in 1993 Entry Draft

Season	Team	League	GP	G	A	PTS	PIM
1991-92	MoDo	Sweden	10	0	1	1	0
1992-93	MoDo	Sweden	40	2	2	4	24
1993-94	MoDo	Sweden	23	4	1	5	18
1994-95	MoDo	Sweden	39	4	6	10	30

MIKHAIL KAZAKEVICH Center HT/WT: 6'1" 187 lbs.
 Born: January 14, 1976 Shoots: Left Age: 19
 Acquired: Pittsburgh's 10th round choice (258th overall) in 1994 Entry Draft

Season	Team	League	GP	G	A	PTS	PIM
1993-94	Yaroslavl	Russian Jr.	4	0	0	0	2
1994-95	Yaroslavl	Russia	23	1	3	4	-

CHRIS KELLEHER Defense HT/WT: 6'1" 215 lbs.
 Born: Cambridge, Mass., March 23, 1975 Shoots: Left Age: 20
 Acquired: Pittsburgh's fifth round choice (130th overall) in 1993 Entry Draft

Season	Team	League	GP	G	A	PTS	PIM
1991-92	St. Sebastian's	H.S.	28	7	27	34	12
1992-93	St. Sebastian's	H.S.	25	8	30	38	16
1993-94	St. Sebastian's	H.S.	24	10	21	31	-
1994-95	Boston Univ.	HE	35	3	17	20	62

JIRI KUCERA Right Wing HT/WT: 5'11" 180 lbs.
 Born: Bratislava, Czech., March 28, 1966 Shoots: Right Age: 29
 Acquired: Pittsburgh's eighth round choice (152nd overall) in 1987 Entry Draft

Season	Team	League	GP	G	A	PTS	PIM
1989-90	Pizen	Czech.	47	10	24	34	-
1990-91	Tappara	Finland	44	23	34	57	26
1991-92	Tappara	Finland	44	22	20	42	8
1992-93	Tappara	Finland	48	22	32	54	20
1993-94	Tappara	Finland	47	16	26	42	37
1994-95	Lulea	Sweden	40	15	12	27	24

BRIAN LEITZA Goaltender HT/WT: 6'2" 185 lbs.
 Born: March 16, 1974 Catches: Left Age: 19
 Acquired: Pittsburgh's 11th round choice (284th overall) in 1994 Entry Draft

Season	Team	League	GP	MIN	GA	SO	AVG
1993-94	Sioux City	Jr. A	32	1793	98	0	3.28
1994-95	St. Cloud St.	WCHA	30	1627	91	2	3.36

FUTURE PENGUINS

PETER MCLAUGHLIN Defense HT/WT: 6'2" 190 lbs.
 Born: Norwood, MA, June 29, 1973 Shoots: Left Age: 22
 Acquired: Pittsburgh's eighth round choice (180th overall) in 1991 Entry Draft

Season	Team	League	GP	G	A	PTS	PIM
1990-91	Belmont Hill	USHS	28	12	18	30	8
1991-92	Belmont Hill	USHS	22	22	18	40	24
1992-93	Harvard	ECAC	31	2	6	8	28
1993-94	Harvard	ECAC	33	0	7	7	32
1994-95	Harvard	ECAC	30	1	6	7	44

VALENTIN MOROZOV Center HT/WT: 5'11" 176 lbs.
 Born: June 1, 1975 Shoots: Left Age: 20
 Acquired: Pittsburgh's sixth round choice (154th overall) in 1994 Entry Draft

Season	Team	League	GP	G	A	PTS	PIM
1993-94	CSKA-Russian Penguins	Russia	18	4	1	5	8
1994-95	CSKA-Russian Penguins	Russia	49	11	4	15	10

THOMAS O' CONNOR Defense HT/WT: 6'2" 190 lbs.
 Born: Springfield, MA, January 9, 1976 Shoots: Left Age: 19
 Acquired: Pittsburgh's fourth round choice (102nd overall) in 1994 Entry Draft

Season	Team	League	GP	G	A	PTS	PIM
1991-92	Springfield	Jr. B	40	1	12	13	12
1992-93	Springfield	Jr. B	42	11	19	30	40
1993-94	Springfield	EJHL	36	4	15	19	73
1994-95	U. Mass-Amherst	HE	34	1	1	2	44

DREW PALMER Defense HT/WT: 6'3" 209 lbs.
 Born: Wayzata, Minnesota, January 10, 1976 Shoots: Left Age: 19
 Acquired: Pittsburgh's seventh round choice (180th overall) in 1994 Entry Draft

Season	Team	League	GP	G	A	PTS	PIM
1992-93	St. Paul Vulcans	USHL	48	2	11	13	152
1993-94	Seattle	WHL	67	0	5	5	154
1994-95	Seattle	WHL	67	2	10	12	215

MIKA VALILA Center HT/WT: 6'0" 175 lbs.
 Born: Sodertalje, Sweden, February 20, 1970 Shoots: Left Age: 25
 Acquired: Pittsburgh's seventh round choice (130th overall) in 1990 Entry Draft

Season	Team	League	GP	G	A	PTS	PIM
1989-90	Tappara	Finland	44	8	16	24	14
1990-91	Tappara	Finland	41	10	9	19	16
1991-92	Jokeirt	Finland	30	4	3	7	4
1992-93	Luikko	Finland	48	8	10	18	24
1993-94	Luikko	Finland	45	7	7	14	18
1994-95	Troja	Sweden	28	14	12	26	52

BORIS ZELENKO Right Wing HT/WT: 6'1" 172 lbs.
 Born: September 12, 1975 Shoots: Right Age: 20
 Acquired: Pittsburgh's eighth round choice (206th overall) in 1994 Entry Draft

Season	Team	League	GP	G	A	PTS	PIM
1993-94	CSKA-Russian Penguins	Russia	34	5	1	6	10
1994-94	CSKA-Russian Penguins	Russia	39	5	1	6	12

YOUTH AND AGE

The Youngest Penguins

Name	Age (Years, Months, Days)
Chris Joseph	18 years, 0 months, 29 days
Doug Bodger	18 years, 3 months, 24 days
Jaromir Jagr	18 years, 7 months, 21 days
Craig Simpson	18 years, 7 months, 26 days
Pierre Larouche	18 years, 10 months, 24 days
Richard Park	18 years, 11 months, 25 days
Mario Lemieux	19 years, 0 months, 7 days
Bob Errey	19 years, 0 months, 14 days
Rich Sutter	19 years, 1 month, 0 days
Rob Brown	19 years, 7 months, 12 days
Mike Bullard	19 years, 8 months, 12 days

The Oldest Penguins

Name	Age (Years, Months, Days)
Ken Schinkel	40 years, 1 month, 15 days
Jim Morrison	39 years, 5 months, 25 days
Dean Prentice	38 years, 5 months, 30 days
Andy Bathgate	38 years, 5 months, 7 days
Val Fonteyne	38 years, 4 months, 0 days
Joe Mullen	38 years, 3 months, 2 days
Bryan Trottier	37 years, 8 months, 10 days
Gilles Meloche	37 years, 6 months, 26 days
Les Binkley	36 years, 10 months, 17 days
Billy Dea	36 years, 7 months, 26 days
Kjell Samuelsson	36 years, 7 months, 11 days

Age determined at first game played for youngest, last game (regular season or playoffs) for oldest.

1995 ENTRY DRAFT SELECTIONS



Alexei Morozov, the Penguins first round draft choice in the 1995 NHL Entry Draft is welcomed to the organization by Penguins General Manager Craig Patrick and head scout Greg Malone.

ALEXEI MOROZOV

Pos: Right Wing
Age: 18 - Feb. 16, 1977
Shoots: Left

Size: 6-1, 178 lbs.
Born: Moscow, USSR
RD/OV: 1st/24th

Season	Team	Lea.	GP	G	A	PTS	PIM
1994-95	Krylja Sovetov	MHL	48	15	12	27	53
1993-94	Krylja Sovetov	MHL	7	0	0	0	0

JEAN-SEBASTIAN AUBIN

Pos: Goaltender
Age: 17 - July 19, 1977
Catches: Right

Size: 5-11, 179 lbs
Born: Montreal, Quebec
RD/OV: 3rd/76th

Season	Team	Lea.	GP	MP	GA	SO	AVG
1994-95	Sherbrooke	QMJHL	27	1287	73	1	3.40
1993-94	Montreal	Midget	24	1524	96	1	3.74

OLEG BELOV

Pos: Center
Age: 22 - April 20, 1973
Shoots: Left

Size: 6-1, 185 lbs.
Born: Moscow, USSR
RD/OV: 4th/102nd

Season	Team	Lea.	GP	G	A	PTS	PIM
1994-95	CSKA-Russian Penguins	Russia	45	21	17	38	51
1993-94	CSKA-Russian Penguins	Russia	46	14	8	22	16

JAN HRDINA

Pos: Right Wing
Age: 19 - Feb. 5, 1976
Shoots: Right

Size: 5-11 1/2, 180 lbs.
Born: Hradec Kralove, Czech.
RD/OV: 5th/128th

Season	Team	Lea.	GP	G	A	PTS	PIM
1994-95	Seattle	WHL	69	41	59	100	79
1993-94	Hradec Kralove	Div. 1	21	1	5	6	0

1995 ENTRY DRAFT SELECTIONS

ALEXEI KOLKUNOV

Pos: Center
Age: 18 - Feb. 3, 1977
Shoots: Left

Size: 6-2, 190 lbs.
Born: Belgorod, USSR
RD/OV: 6th/154th

Season	Team	Lea.	GP	G	A	PTS	PIM
1994-95	Krylja Sovetov	MHL	7	0	0	0	0

DERRICK PYKE

Pos: Right Wing
Age: 18 - Sept. 29, 1976
Shoots: Right

Size: 6-1 1/2, 161 lbs.
Born: Sydney, Nova Scotia
RD/OV: 7th/180th

Season	Team	Lea.	GP	G	A	PTS	PIM
1994-95	Halifax	QMJHL	71	20	22	42	99
1993-94	Cape Breton	Midget	28	34	49	83	75
1992-93	Cape Breton	Midget	26	13	20	33	52

SERGEI VORONOV

Pos: Defense
Age: 24 - May 21, 1971
Shoots: Left

Size: 6-2, 200 lbs.
Born: Moscow, USSR
RD/OV: 8th/206th

Season	Team	Lea.	GP	G	A	PTS	PIM
1994-95	Dynamo Moscow	MHL	44	3	4	7	80

FRANK IVANKOVIC

Pos: Goaltender
Age: 18 - Oct. 7, 1976
Catches: Left

Size: 6-4, 194 lbs.
Born: Mississauga, Ont.
RD/OV: 9th/232nd

Season	Team	Lea.	GP	MP	GA	SO	AVG
1994-95	Oshawa	OHL	19	805	60	0	4.47



Penguins General Manager Craig Patrick at the 1995 NHL Entry Draft.



CLEVELAND LUMBERJACKS

Gateway Arena, One Center Ice, 200 Huron Road

PHONE: 216-420-0000

Cleveland, OH 44115

FAX: 216-420-2500



DIRECTORY

President/General Manager	Larry Gordon
Assistant General Manager	Bob McNamara
Head Coach	Rick Paterson
Equipment Manager	Bert Godin
Medical Trainer	Dave Zenobi
Senior Vice President/Chief Operating Officer	Len Komoroski
Vice President, Corporate Sales	Kerry Bubolz
Vice President, Ticket Sales	Steve Swetoha
Director, Advertising/Promotions	Tracy Marek
Director, Broadcasting	TBD
Director, Community Relations	TBD
Director, Corporate Sales	David Gordon
Director, Group Sales	Chris Kreiser
Director, Media Relations	Ken Mather
Director, Merchandising	Ken Cohn
Director, Telemarketing	Ed Diehl
Director, Ticket Operations/Administration	David Felsen
Manager, Accounting	Kortney Adams
Ticket Account Representatives	Laura Berge, Jason Neiberg, Bob Stredney
Corporate Sales Representatives	Greg Pries, Jason Rossow
Office Manager	Theresa Evanco
Business Development Advisor	Bill Enders
Home Ice	Gund Arena
Seating Capacity	19,941
Television Station	TBD
Cable Outlet	Prime Sports/KBL, SportsChannel Ohio

LARRY GORDON General Manager



Lumberjacks President/General Manager Larry Gordon was appointed Chairman of the league's Board of Governors for the 1995-96 International Hockey League season. Gordon possesses almost 30 years of professional hockey experience in key executive positions at just about every level of competition.

The Bancroft, Ontario native has worked in the front offices of the Boston Bruins, Cleveland Crusaders and Edmonton Oilers. He has also served as president and executive director of the World Hockey Association and owned minor league franchises in both the CHL and IHL.

Gordon, entering his 12th year as president and general manager of the Lumberjacks, has achieved his greatest success in hockey with the Lumberjacks, who are entering their third season in Cleveland. Under his direction, the Muskegon Lumberjacks were the IHL's dominant team throughout the last decade, winning six division championships, three overall league regular season crowns, and two Turner Cup championships.

Gordon was also influential in establishing a working agreement with the Pittsburgh Penguins in 1987, making the Lumberjacks the Pens' top developmental team. For his success, Gordon has twice been named IHL Executive of the Year.

RICK PATERSON Head Coach



Rick Paterson begins his third season as head coach of the Lumberjacks after five seasons in the coaching ranks with the Pittsburgh Penguins.

Paterson joined the Penguins coaching staff in June of 1988 after a 10-year playing career spanning three leagues as a pro. Drafted by Chicago in the 1978 NHL Draft, Paterson spent his entire NHL career with the Blackhawks' organization.

Known for his defensive work as a forward, and his penalty killing, he still owns the Blackhawks' record for the fastest two short-handed goals scored in a game when he tallied the two goals 2:30 apart vs Winnipeg during the 1984-85 campaign.

During his five seasons with the Penguins, Paterson worked as an assistant coach under Bob Johnson and Scotty Bowman. In 1991-92, Paterson scouted the pro leagues and prepared game plan strategy for each opponent during the playoffs. He returned as an assistant coach for the 1992-93 season.

Paterson has compiled a 65-73-24 regular season record in his two seasons with the Lumberjacks.

1995-96 CLEVELAND LUMBERJACKS SCHEDULE

Sep. 29 @ Cincinnati	Dec. 31 @ Fort Wayne
Sep. 30 INDIANAPOLIS	Jan. 5 CINCINNATI
Oct. 5 HOUSTON	Jan. 6 @ Chicago
Oct. 7 MICHIGAN	Jan. 7 PHOENIX
Oct. 12 PEORIA	Jan. 10 @ Michigan
Oct. 14 @ Indianapolis	Jan. 19 @ Detroit
Oct. 19 KANSAS CITY	Jan. 20 @ Michigan
Oct. 20 @ Fort Wayne	Jan. 26 CHICAGO
Oct. 21 CHICAGO (1:00 PM)	Jan. 27 LAS VEGAS (12:15 PM)
Oct. 24 @ Las Vegas	Jan. 31 @ Indianapolis
Oct. 26 @ Los Angeles	Feb. 3 MINNESOTA
Oct. 28 @ Utah	Feb. 4 ORLANDO (12:15 PM)
Oct. 29 @ Minnesota	Feb. 7 HOUSTON
Oct. 31 @ Kansas City	Feb. 9 @ Orlando
Nov. 2 @ Houston	Feb. 10 @ Orlando
Nov. 4 @ Atlanta	Feb. 14 @ Milwaukee
Nov. 5 @ Atlanta	Feb. 17 INDIANAPOLIS (12:15 PM)
Nov. 10 ORLANDO	Feb. 18 DETROIT (4:00 PM)
Nov. 11 ORLANDO	Feb. 23 SAN FRANCISCO
Nov. 14 MICHIGAN	Feb. 24 @ Michigan
Nov. 17 CINCINNATI	Feb. 25 FORT WAYNE (4:00 PM)
Nov. 18 FORT WAYNE (12:15 PM)	Feb. 28 MILWAUKEE
Nov. 19 @ Detroit	Mar. 1 CINCINNATI
Nov. 23 MICHIGAN	Mar. 3 @ Chicago
Nov. 24 @ Michigan	Mar. 6 @ Orlando
Nov. 25 @ Fort Wayne	Mar. 7 @ Orlando
Nov. 29 @ San Francisco	Mar. 13 CINCINNATI
Nov. 30 @ Phoenix	Mar. 16 FORT WAYNE
Dec. 3 @ Peoria	Mar. 17 ATLANTA
Dec. 5 DETROIT	Mar. 23 @ Detroit
Dec. 8 @ Detroit	Mar. 24 UTAH
Dec. 9 @ Indianapolis	Mar. 27 @ Houston
Dec. 13 @ Cincinnati	Mar. 29 @ Houston
Dec. 15 HOUSTON	Mar. 30 @ Atlanta
Dec. 20 DETROIT	Mar. 31 @ Atlanta
Dec. 22 ATLANTA	Apr. 5 LAS VEGAS
Dec. 23 ATLANTA (12:15 PM)	Apr. 6 @ Cincinnati
Dec. 26 MICHIGAN	Apr. 7 LOS ANGELES
Dec. 27 @ Indianapolis	Apr. 10 DETROIT
Dec. 29 INDIANAPOLIS	Apr. 12 @ Fort Wayne
Dec. 30 INDIANAPOLIS (12:15 PM)	Apr. 13 ATLANTA

* Afternoon Game

All home games start at 7:00 unless otherwise noted.

1994-95 SCORING

Name	GP	G	A	PTS	PIM	Name	GP	G	A	PTS	PIM
DeGray, Dale	78	20	57	77	152	Dyck, Paul	79	5	12	17	59
Murano, Eric	77	32	33	65	42	Black, Jamie	20	5	10	15	14
Callander, Jock	61	24	36	60	90	Tamer, Chris	48	4	10	14	204
Lauer, Brad	51	32	27	59	48	Beaulieu, Corey	65	2	11	13	180
Gervais, Victor	52	20	32	52	55	Depalma, Larry	25	6	6	12	113
Pittis, Domenic	62	18	32	50	66	Dagenais, Mike	38	3	5	8	84
Barrie, Len	28	13	30	43	137	Andrusak, Greg	8	0	8	8	14
Karabin, Ladislav	47	15	25	40	26	Naslund, Markus	7	3	4	7	6
Moran, Ian	64	7	31	38	94	Hayward, Rick	56	1	3	4	269
Christian, Jeff	56	13	24	37	126	Fitzgerald, Rusty	2	0	1	1	0
Michayluk, Dave	60	19	17	36	22	Wells, Chris	3	0	1	1	2
Dziedzic, Joe	68	15	15	30	74	Taglianetti, Peter	3	0	1	1	7
Patterson, Ed	58	13	17	30	93	DeRouville, Phil	41	0	1	1	4
Ganchar, Perry	60	11	17	28	56	Savoia, Ryan	1	0	0	0	0
Straka, Michal	30	3	18	21	0	Neaton, Patrick	2	0	0	0	4
Brown, Greg	28	5	14	19	22	Sundstrom, Olie	23	0	0	0	12
Farrell, Brian	46	7	11	18	28	Lalime, Patrick	23	0	0	0	6

GOALTENDING

Name	GP	W	L	SOL	MIN	GA	SO	AVG
DeRouville, Philippe	41	24	10	5	2369	131	1	3.32
Lalime, Patrick	23	7	10	4	1230	91	0	4.44
Sundstrom, Olie	23	3	17	1	1234	104	0	5.05

HAMPTON ROADS ADMIRALS

P.O. Box 299


PHONE: 804-640-1212

Norfolk, VA 23501

FAX: 804-640-8447

DIRECTORY

President	Blake Cullen
General Manager/Head Coach	John Brophy
Asst. General Manager/Asst. Coach	Al MacIsaac
Ticket Manager	Susan Gary
Director of Public Relations & Promotions	Amy Dyches
Office Manager	Anna Shin
Administrative Assistants	Angie Williams, Verna Mansfield
Broadcaster	Pete Michaud
Athletic Trainer	Rick Burrill, ATC
Equipment Manager	Gary Mansfield
Director of Off-Ice Officials	Marie Boos
Home Ice	Norfolk Scope, 201 E. Brambleton Ave., Norfolk, VA 23510
Capacity	8,990
Rink Dimensions	200'x 85'
Single Game Tickets	\$8.00
Home Game Starting Time	7:30 pm
Team Colors	Blue & Gold
NHL Affiliation	Washington Capitals, Pittsburgh Penguins
AHL Affiliation	Portland Pirates
IHL Affiliation	Cleveland Lumberjacks
Radio Broadcast	WTAR 790AM – all games



JOHN BROPHY Head Coach

John Brophy spent nearly twenty years as a defenseman with several minor league hockey clubs before launching what would be an incredibly successful coaching career. His most recent coaching experience prior to his tenure with the Admirals was with the Toronto Maple Leafs of the NHL. Under his direction, the Leafs made two Stanley Cup Playoff appearances, reaching the quarterfinals after the 1986-87 season.

Brophy joined the Leafs as Assistant Coach in September of 1984. In 1985-86, he was with the St. Catherine's Saints (AHL), the Leafs' top farm team.

John Brophy's coaching career began with the Long Island Cougars of the World Hockey Association. After spending one year with the Cougars, he moved to Hampton Roads to coach the Hampton Gulls of the SHL.

During the 1977-78 season, he directed the farm team for the WHL Cincinnati Stingers before beginning a three-year association with the Birmingham Bulls of the World Hockey Association. In his first year with the Bulls, Brophy garnered WHA Coach of the Year honors and guided his team to a post-season playoff appearance.

After the WHA folded in 1981, he returned to Halifax to coach the Nova Scotia Voyageurs, the Montreal Canadiens' AHL affiliate, for three years prior to joining the Maple Leafs.

John Brophy has been with the Admirals since their birth in 1989 and has led them to two East Division Championships in 1991 and 1994, and two ECHL Championship victories during the 1990-91 and 1991-92 seasons. He is the winningest coach in ECHL history.

1994-95 HAMPTON ROADS

Hampton Roads finished last year with a record of 37-23-(8) and in fourth place in the East Division of the East Coast Hockey League. John Porco led the team with 80 points (36+44) last season and Rod Taylor led the team in goals with 38.

1995-96 HAMPTON ROADS ADMIRALS SCHEDULE

Oct. 14	@ Charlotte	Jan. 3	RALEIGH
Oct. 18	RALEIGH	Jan. 5	@ S. Carolina
Oct. 20	CHARLOTTE	Jan. 6	@ Raleigh
Oct. 21	@ Roanoke	Jan. 12	WHEELING
Oct. 25	COLUMBUS	Jan. 13	@ Richmond
Oct. 27	RALEIGH	Jan. 15	@ Charlotte
Oct. 28	S. Carolina	Jan. 16	ERIE
Nov. 3	RICHMOND	Jan. 19	S. CAROLINA
Nov. 4	@ Richmond	Jan. 24	RICHMOND
Nov. 7	@ Charlotte	Jan. 26	RALEIGH
Nov. 10	ROANOKE	Jan. 27	@ Roanoke
Nov. 11	@ Raleigh	Jan. 29	@ Jacksonville
Nov. 14	TOLEDO	Jan. 30	@ Tallahassee
Nov. 17	BIRMINGHAM	Feb. 2	NASHVILLE
Nov. 18	@ Richmond	Feb. 3	ROANOKE
Nov. 22	ROANOKE	Feb. 7	LOUISIANA
Nov. 23	@ Roanoke	Feb. 9	ROANOKE
Nov. 24	RALEIGH	Feb. 10	@ Nashville
Nov. 26	@ Raleigh	Feb. 11	@ Birmingham
Nov. 28	@ Richmond	Feb. 14	CHARLOTTE
Dec. 1	CHARLOTTE	Feb. 16	@ Erie
Dec. 2	@ Charlotte	Feb. 17	@ Johnstown
Dec. 3	@ S. Carolina	Feb. 21	@ S. Carolina
Dec. 9	@ Columbus	Feb. 23	@ Louisiana
Dec. 10	@ Huntington	Feb. 24	@ Louisiana
Dec. 15	ROANOKE	Feb. 28	S. CAROLINA
Dec. 16	@ Raleigh	Mar. 1	CHARLOTTE
Dec. 17	@ S. Carolina	Mar. 2	JOHNSTOWN
Dec. 20	S. CAROLINA	Mar. 6	MOBILE
Dec. 22	CHARLOTTE	Mar. 9	@ Raleigh
Dec. 23	@ Roanoke	Mar. 15	S. CAROLINA
Dec. 27	RICHMOND	Mar. 16	Richmond
Dec. 29	KNOXVILLE	Mar. 17	@ S. Carolina
Dec. 30	@ Roanoke	Mar. 22	@ Richmond
Dec. 31	@ Charlotte	Mar. 23	RICHMOND

* Afternoon Game

All home games start at 7:00 unless otherwise noted.

PITTSBURGH PENGUINS YEARLY MINOR LEAGUE AFFILIATES

1967-68	Baltimore Clippers (AHL)
1968-69	Amarillo Wranglers (CHL)
1969-70	Baltimore Clippers (AHL)
1970-71	Amarillo Wranglers (CHL)/Baltimore Clippers (AHL)
1971-72	Hershey Bears (AHL)/Ft. Wayne Komets (IHL)
1972-73	Hershey Bears (AHL)/Ft. Wayne Komets (IHL)
1973-74	Hershey Bears (AHL)/Ft. Wayne Komets (IHL)
1974-75	Hershey Bears (AHL)/Ft. Wayne Komets (IHL)/Johnstown Jets (NAHL)
1975-76	Hershey Bears (AHL)
1976-77	Hershey Bears (AHL)
1977-78	Binghamton Broome Dusters (AHL)/Dayton Owls (IHL)
1978-79	Binghamton Broome Dusters (AHL)/Grand Rapids Owls (IHL)
1979-80	Syracuse Firebirds (AHL)/Grand Rapids Owls (IHL)
1980-81	Binghamton Broome Dusters (AHL)
1981-82	Erie Blades (AHL)/Muskegon Mohawks (IHL)
1982-83	Baltimore Skipjacks (AHL)
1983-84	Baltimore Skipjacks (AHL)
1984-85	Baltimore Skipjacks (AHL)
1985-86	Baltimore Skipjacks (AHL)
1986-87	Baltimore Skipjacks (AHL)
1987-88	Muskegon Lumberjacks (IHL)
1988-89	Muskegon Lumberjacks (IHL)
1989-90	Muskegon Lumberjacks (IHL)
1990-91	Muskegon Lumberjacks (IHL)/Knoxville Cherokees (ECHL)
1991-92	Muskegon Lumberjacks (IHL)/Knoxville Cherokees (ECHL)
1992-93	Cleveland Lumberjacks (IHL)
1993-94	Cleveland Lumberjacks (IHL)/Louisville IceHawks (ECHL)
1994-95	Cleveland Lumberjacks (IHL)
1995-96	Cleveland Lumberjacks (IHL)/Hampton Roads Admirals (ECHL)

1995-96 PENGUINS ROSTER

FORWARDS	HGT	WGT	SHOT	PLACE OF BIRTH	BIRTHDATE
AUBIN, Serge	6-0	180	L	Val D'Or, Que.	2/15/75
BARRIE, Len	6-0	200	L	Kimberley, B.C.	6/4/69
BELOV, Oleg	6-1	185	L	Moscow, Russia	4/20/73
BENNETT, Rick	6-4	215	L	Springfield, MA	7/24/67
CHRISTIAN, Jeff	6-2	210	L	Burlington, Ont.	7/30/70
DAVYDOV, Evgeny	6-0	200	R	Chelyabinsk, USSR	5/27/67
DZIEDZIC, Joe	6-3	220	L	Minneapolis, MN	12/18/71
FITZGERALD, Rusty	6-1	195	L	Minneapolis, MN	10/4/72
FRANCIS, Ron	6-2	200	L	Sault Ste. Marie, Ont.	3/1/63
HRDINA, Jan	6-0	180	R	Hradec Kralove, Czech.	2/5/76
JAGR, Jaromir	6-2	208	R	Kladno, Czech.	2/15/72
KAZAKEVICH, Mikhail	6-1	190	L	Murmansk, USSR	1/14/76
LAUER, Brad	6-0	195	L	Humboldt, Sask.	10/27/66
LEMIEUX, Mario	6-4	220	R	Montreal, Que.	10/5/65
MURRAY, Glen	6-2	213	R	Halifax, N.S.	11/1/72
NASLUND, Markus	5-11	190	L	Bonassund, Sweden	7/30/73
NEDVED, Petr	6-3	195	L	Liberec, Czech.	12/9/71
PARK, Richard	5-11	185	R	Seoul, South Korea	5/27/76
PATTERSON, Ed	6-2	210	R	Delta, B.C.	11/14/72
PITTIS, Domenic	5-11	180	L	Calgary, Alta.	10/1/74
PYKE, Derrick	6-2	170	R	Sydney, N.S.	9/29/76
ROCHE, David	6-4	224	L	Lindsay, Ont.	6/13/75
SANDSTROM, Tomas	6-2	200	L	Jakobstad, Finland	9/4/64
SAVOIA, Ryan	6-0	195	R	St. Catharines, Ont.	5/6/73
SELMSEER, Sean	6-1	180	L	Calgary, Alta.	11/10/74
SMOLINSKI, Bryan	6-1	200	R	Toledo, OH	12/27/71
TAMMINEN, Joe	6-2	185	L	Virginia, MN	1/23/73
WELLS, Chris	6-6	215	L	Calgary, Alta.	11/12/75
DEFENSE					
ALLEN, Peter	6-2	200	R	Calgary, Alta.	3/6/70
ANDRUSAK, Greg	6-1	195	R	Cranbrook, B.C.	11/14/69
ARMSTRONG, Bill	6-5	220	L	Richmond Hill, Ont.	5/18/70
BERGKVIST, Stefan	6-3	216	L	Leksand, Sweden	3/10/75
BEREHOWSKY, Drake	6-2	211	R	Toronto, Ont.	1/3/72
BUTENSCHON, Sven	6-5	201	L	Itzehoe, Germany	3/22/76
FOSTER, Corey	6-3	204	L	Ottawa, Ont.	10/27/69
JOSEPH, Chris	6-2	210	R	Burnaby, B.C.	9/10/69
KRIVCHENKOV, Alexei	6-0	185	L	Novosibirsk, USSR	6/11/74
LEROUX, Francois	6-6	225	L	Ste.-Adele, Que.	4/18/70
MACIVER, Norm	5-11	180	L	Thunder Bay, Ont.	9/8/64
MIRONOV, Dmitri	6-2	214	R	Moscow, USSR	12/25/65
MORAN, Ian	5-11	190	R	Cleveland, OH	8/24/72
PALMER, Drew	6-3	209	L	Wayzata, MN	1/10/76
TAMER, Chris	6-2	190	L	Dearborn, MI	11/17/70
TOK, Chris	6-1	185	L	Grand Rapids, MN	3/19/73
VORONOV, Sergei	6-2	200	L	Moscow, USSR	5/21/71
ZUBOV, Sergei	6-1	200	R	Moscow, USSR	7/22/70
GOALTENDERS					
AUBIN, Jean-Sebastian	5-11	179	R	Montreal, Que.	7/19/77
BARRASSO, Tom	6-3	211	R	Boston, MA	3/31/65
DEROUVILLE, Philippe	6-1	183	L	Victoriaville, Que.	8/7/74
IVANKOVIC, Frank	6-4	194	L	Mississauga, Ont.	10/7/76
LALIME, Patrick	6-2	170	L	St. Bonaventure, Que.	7/7/74
WREGGET, Ken	6-1	195	L	Brandon, Man.	3/25/64

1995-96 PENGUINS ROSTER

FORWARDS		1994-95 CLUB (S)	GP	G	A	PTS	PIM
AUBIN, Serge		Granby (OHL)	60	37	73	110	55
BARRIE, Len		Pittsburgh (NHL)	48	3	11	14	66
		Cleveland (IHL)	28	13	30	43	137
BELOV, Oleg		CSKA-Russian Penguins (CIS)	46	21	18	39	51
BENNETT, Rick		Springfield (AHL)	34	3	5	8	74
		Hershey (AHL)	30	3	4	7	40
BUTSAYEV, Viacheslav		San Jose (NHL)	6	2	0	2	0
		Kansas City (IHL)	13	4	3	7	12
CHRISTIAN, Jeff		Cleveland (IHL)	56	13	24	37	126
		Pittsburgh (NHL)	1	0	0	0	0
DAVYDOV, Evgeny		Ottawa (NHL)	3	1	2	3	0
		San Diego (IHL)	11	2	1	3	14
		Chicago (IHL)	18	10	12	22	26
DZIEDZIC, Joe		Cleveland (IHL)	68	15	15	30	74
FITZGERALD, Rusty		Pittsburgh (NHL)	4	1	0	1	0
		Cleveland (IHL)	2	0	1	1	2
		Minnesota-Duluth (WCHA)	34	16	22	38	50
FRANCIS, Ron		Pittsburgh (NHL)	44	11	48	59	18
HRDINA, Jan		Seattle (WHL)	69	41	59	100	79
JAGR, Jaromir		Pittsburgh (NHL)	48	32	38	70	37
KAZAKEVICH, Mikhail		Yaroslavl (CIS)	11	1	3	4	2
LAUER, Brad		Cleveland (IHL)	51	32	27	59	48
LEMIEUX, Mario		Did Not Play	-	-	-	-	-
MURRAY, Glen		Boston (NHL)	35	5	2	7	46
NASLUND, Markus		Pittsburgh (NHL)	14	2	2	4	2
		Cleveland (IHL)	7	3	4	7	6
NEDVED, Petr		NY Rangers (NHL)	46	11	12	23	26
PARK, Richard		Bellefonte (OHL)	45	28	51	79	35
		Pittsburgh (NHL)	1	0	1	1	2
PATTERSON, Ed		Cleveland (IHL)	58	13	17	30	93
PITTIS, Domenic		Cleveland (IHL)	62	18	32	50	66
PYKE, Derrick		Halifax (QMJHL)	71	20	22	42	99
ROCHE, David		Windsor (OHL)	66	55	59	114	180
SANDSTROM, Tomas		Pittsburgh (NHL)	47	21	23	44	42
SAVOIA, Ryan		Brock Univ. (OUAA)	26	23	32	55	16
		Cleveland (IHL)	1	0	0	0	0
SELMER, Sean		Red Deer (WHL)	33	11	17	28	65
SMOLINSKI, Bryan		Boston (NHL)	44	18	13	31	31
TAMMINEN, Joe		Minnesota-Duluth (WCHA)	21	2	6	8	32
WELLS, Chris		Seattle (WHL)	69	45	63	108	148
		Cleveland (IHL)	3	0	1	1	2
DEFENSE							
ALLEN, Peter		Team Cananda	52	5	15	20	36
ANDRUSAK, Greg		Pittsburgh (NHL)	7	0	4	4	6
		Cleveland (IHL)	8	0	8	8	14
		Detroit (IHL)	37	5	26	31	50
ARMSTRONG, Bill		Providence (AHL)	75	3	10	13	244
BERGKVIST, Stefan		London (OHL)	64	3	17	20	93
BEREHOWSKY, Drake		Pittsburgh (NHL)	4	0	0	0	13
		Toronto (NHL)	25	0	2	2	15
BUTENSCHON, Sven		Brandon (WHL)	21	1	5	6	47
FOSTER, Corey		P.E.I. (AHL)	78	13	34	47	61
JOSEPH, Chris		Pittsburgh (NHL)	33	5	10	15	46
KRIVCHENKOV, Alexei		CSKA-Russian Penguins (CIS)	46	1	4	5	43
LEROUX, Francois		Pittsburgh (NHL)	40	0	2	2	114
		P.E.I. (AHL)	44	4	14	18	137
MACIVER, Norm		Pittsburgh (NHL)	13	0	9	9	6
		Ottawa (NHL)	28	4	7	11	10
MIRONOV, Dmitri		Toronto (NHL)	33	5	12	17	28
MORAN, Ian		Cleveland (IHL)	64	7	31	38	94
PALMER, Drew		Seattle (WHL)	67	2	10	12	215
TAMER, Chris		Pittsburgh (NHL)	36	2	0	2	82
		Cleveland (IHL)	48	4	10	14	204
TOK, Chris		Wisconsin (WCHA)	43	5	7	12	129
VORONOV, Sergei		Dynamo Moscow (CIS)	44	3	4	7	80
ZUBOV, Sergei		NY Rangers (NHL)	38	10	26	36	18
GOALTENDERS							
AUBIN, Jean-Sebastian		Sherbrooke (QMJHL)	27	1287	73	1	3.40
BARRASSO, Tom		Pittsburgh (NHL)	2	125	8	0	3.84
DEROUVILLE, Philippe		Pittsburgh (NHL)	1	60	3	0	3.00
		Cleveland (IHL)	41	2369	131	1	3.32
IVANKOVIC, Frank		Oshawa (OHL)	19	805	60	0	4.47
LALIME, Patrick		Hampton Roads (ECHL)	26	1470	82	2	3.35
		Cleveland (IHL)	23	1230	91	0	4.44
WREGGET, Ken		Pittsburgh (NHL)	38	2208	118	0	3.21

1995-96 PENGUINS ROSTER

NO. PLAYERS	HOW ACQUIRED (Draft-YR: Pick-O/A-Rnd.) (Trade: Month/Year)	JUNIOR OR COLLEGE HOCKEY
CENTERS		
- AUBIN, Serge	Entry Draft (1994) (9-161-7)	Junior-QMJHL (Granby)
9 BARRIE, Len	Free Agent (Aug./1994)	Junior-WHL (Kamloops)
- BELOV, Oleg	Entry Draft (1995) (3-102-4)	Europe-Rus.(CSKA-Russian Pens)
- BUTSAYEV, Viacheslav	Tryout	Europe-Russia (CSKA)
10 FRANCIS, Ron	Trade With Hartford (Mar./1991)	Junior-OHL (S.S. Marie)
- KAZAKEVICH, Mikhail	Entry Draft (1994) (13-258-10)	Europe.-Russia (Yaroslavl)
66 LEMIEUX, Mario	Entry Draft (1984) (1-1-1)	Junior-QMJHL (Laval)
93 NEDVED, Petr	Trade with NY Rangers (Aug./1995)	Junior-WHL (Seattle)
26 PARK, Richard	Entry Draft (1994) (2-50-2)	Junior-OHL (Belleville)
- PITTTIS, Domenic	Entry Draft (1993) (2-52-2)	Junior-WHL (Lethbridge)
- SAVOIA, Ryan	Free Agent (Apr./1995)	College-OUAA (Brock)
- SMOLINSKI, Bryan	Trade With Boston (Aug./1995)	College-CCHA (Michigan St.)
- WELLS, Chris	Entry Draft (1994) (1-24-1)	Junior-WHL (Seattle)
LEFT WINGS		
- BENNETT, Rick	Tryout	College-HE (Providence)
- CHRISTIAN, Jeff	Free Agent (Aug./1994)	Junior-OHL (Owen Sound)
- DAVYDOV, Evgeny	Tryout	Europe-Russia (CSKA)
- DZIEDZIC, Joe	Entry Draft (1990) (2-61-3)	College-WCHA (Minnesota)
34 FITZGERALD, Rusty	Entry Draft (1991) (2-38-2)	College-WCHA (Minnesota-Duluth)
- LAUER, Brad	Free Agent (Sept./1994)	Junior-WHL (Regina)
29 NASLUND, Markus	Entry Draft (1991) (1-16-1)	Europe-Sweden (MoDo)
- ROCHE, David	Entry Draft (1993) (3-62-3)	Junior-WHL (Peterborough)
- SELMSER, Sean	Entry Draft (1993) (7-182-7)	Junior-WHL (Red Deer)
- TAMMINEN, Joe	Entry Draft (1991) (4-82-4)	College-WCHA (Minnesota-Duluth)
RIGHT WINGS		
- HRDINA, Jan	Entry Draft (1995) (4-128-5)	Junior-WHL (Seattle)
68 JAGR, Jaromir	Entry Draft (1990) (1-5-1)	Europe-Czech. (Kladno)
27 MURRAY, Glen	Trade with Boston (Aug./1995)	Junior-OHL (Sudbury)
44 PATTERSON, Ed	Entry Draft (1991) (7-148-7)	Junior-WHL (Kamloops)
- PYKE, Derrick	Entry Draft (1995) (6-180-7)	Junior-QMJHL (Halifax)
17 SANDSTROM, Tomas	Trade with Los Angeles (Feb. /1994)	Europe-Sweden (Brynäs)
DEFENSE		
- ALLEN, Peter	Free Agent (Aug./1995)	College-ECAC (Yale)
- ANDRUSAK, Greg	Entry Draft (1988) (5-88-5)	College-WCHA (Minn.-Duluth)
- ARMSTRONG, Bill	Tryout	Junior-OHL (Oshawa)
- BERGVIST, Stefan	Entry Draft (1993) (1-26-1)	Europe-Sweden (Iceland)
55 BEREHOWSKY, Drake	Trade with Toronto (Apr./1995)	Junior-OHL (North Bay)
- BUTENSCHON, Sven	Entry Draft (1994) (3-57-3)	Junior-WHL (Brandon)
- FOSTER, Corey	Free Agent (Aug./1995)	Junior-OHL (Peterborough)
23 JOSEPH, Chris	Waiver Draft (Jan./1995)	Junior-WHL (Seattle)
- KRIVCHENKOV, Alexei	Entry Draft (1994) (5-76-3)	Europe-Rus. (CSKA-Russian Pens)
18 LEROUX, Francois	Waiver Draft (Jan./1995)	Junior-QMJHL (Victoriaville)
22 MACIVER, Norm	Trade with Ottawa (Apr./1995)	College-WCHA (Minnesota-Duluth)
15 MIRONOV, Dmitri	Trade with Toronto (Jul./1995)	Europe-Russia (Soviet Wings)
- MORAN, Ian	Entry Draft (1990) (5-107-6)	College-HE (Boston College)
- PALMER, Drew	Entry Draft (1994) (10-180-7)	Junior-WHL (Seattle)
2 TAMER, Chris	Entry Draft (1990) (3-68-4)	College-CCHA (Michigan)
- TOK, Chris	Entry Draft (1991) (10-214-10)	College-WCHA (Wisconsin)
- VORONOV, Sergei	Entry Draft (1995) (7-206-8)	Europe-Russia (Dynamo Moscow)
3 ZUBOV, Sergei	Trade with NY Rangers (Aug./1995)	Europe-Russia (CSKA)
GOALTENDERS		
- AUBIN, Jean-Sebastian	Entry Draft (1995) (2-76-3)	Junior-QMJHL (Sherbrooke)
35 BARRASSO, Tom	Trade with Buffalo (Nov./1988)	High School (Acton-Boxboro)
- DEROUVILLE, Philippe	Entry Draft (1992) (5-115-5)	Junior-QMJHL (Verdun)
- IVANKOVIC, Frank	Entry Draft (1995) (8-232-9)	Junior-OHL (Oshawa)
- LALIME, Patrick	Entry Draft (1993) (6-156-6)	Junior-QMJHL (Shawinigan)
31 WREGGET, Ken	Trade with Philadelphia (Feb./1992)	Junior-WHL (Lethbridge)

1995 – 96

SEASON IN REVIEW



1994-95 PENGUINS RESULTS

GM NO	DATE	RESULT	PENGUINS GOALIE	WINNING OR TYING GOAL	W/L/T	W-L-T	PTS	GF	GA	PCT	ANN. ATTEND.
1995											
1.	Thur. Jan	20 PGH. 5 at TB	3 Wregget	JAGR (1)	W	1-0-0	2	5	3	1.000	26,387
2.	Mon.	23 PGH. 6 at Fla.	5 Wregget	JAGR (2)	W	2-0-0	4	11	8	1.000	14,703
3.	Wed.	25 PGH. 3 at NYR	2 Wregget	STEVENS (1)	W	3-0-0	6	14	10	1.000	18,200*
4.	Fri.	27 PGH. 5 Ott.	4 Wregget	HUDSON (1)	W	4-0-0	8	19	14	1.000	17,181*
5.	Sun.	29 PGH. 4 at Was.	1 Wregget	JAGR (3)	W	5-0-0	10	23	15	1.000	15,873
6.	Wed. Feb	1 PGH. 4 NYR	3 Wregget	SANDSTROM (1)	W	6-0-0	12	27	18	1.000	15,383
7.	Sat.	4 PGH. 6 TB	3 Wregget	SANDSTROM (2)	W	7-0-0	14	33	21	1.000	15,716
8.	Sun.	5 PGH. 3 at NJ	3 OT Wregget	Driver (T)	T	7-0-1	15	36	24	.938	15,280
9.	Tue.	7 PGH. 7 Fla.	3 Wregget	MULLEN (1)	W	8-0-1	17	43	27	.944	11,877
10.	Thur.	9 PGH. 5 at NYI	2 Wregget	JAGR (4)	W	9-0-1	19	48	29	.950	10,694
11.	Sat.	11 PGH. 3 Mtl.	1 Wregget	MCEACHERN (1)	W	10-0-1	21	51	30	.954	17,181*
12.	Tue.	14 PGH. 5 Bos.	3 Wregget	JAGR (5)	W	11-0-1	23	56	33	.958	14,232
13.	Thur.	16 PGH. 5 Hfd.	2 Wregget	MURPHY (1)	W	12-0-1	25	61	35	.962	13,179
14.	Sat.	18 PGH. 2 at Hfd.	4 Wregget	Pronger	L	12-1-1	25	63	39	.893	12,888
15.	Sun.	19 PGH. 3 Buf.	3 OT Wregget	ROBITAILLE (T)	T	12-1-2	26	66	42	.867	16,770
16.	Tue.	21 PGH. 5 Que.	4 Wregget	JAGR (6)	W	13-1-2	28	71	46	.875	17,181*
17.	Fri.	24 PGH. 2 TB	4 Wregget	Savard	L	13-2-2	28	73	50	.824	16,701
18.	Sat.	25 PGH. 1 at NYI	3 Young	McInnis	L	13-3-2	28	74	53	.778	15,673*
19.	Mon.	27 PGH. 7 at Que.	5 Wregget	ROBITAILLE (1)	W	14-3-2	30	81	58	.789	15,399*
20.	Thur. Mar	2 PGH. 3 at Buf.	6 Wreg./YOUNG	Audette	L	14-4-2	30	84	64	.750	15,272
21.	Sat.	4 PGH. 4 at Bos.	3 OT Wregget	MURPHY (2)	W	15-4-2	32	88	67	.762	14,448*
22.	Sun.	5 PGH. 2 at Phi.	6 Wregget	Lindros	L	15-5-2	32	90	73	.727	17,380*
23.	Tue.	7 PGH. 4 Que.	5 Wregget	Gusarov	L	15-6-2	32	94	78	.696	17,181*
24.	Thur.	9 PGH. 4 NYI	2 Wregget	BARRIE (1)	W	16-6-2	34	98	80	.708	15,122
25.	Sat.	11 PGH. 6 Buf.	2 Wregget	CULLEN (1)	W	17-6-2	36	104	82	.720	17,181*
26.	Mon.	13 PGH. 4 Mtl.	2 Wregget	JAGR (7)	W	18-6-2	38	108	84	.731	16,624
27.	Wed.	15 PGH. 5 at Mtl.	8 Wreg./YOUNG	Bellows	L	18-7-2	38	113	92	.704	16,953
28.	Thur.	16 PGH. 2 at Que.	3 Wregget	Nolan	L	18-8-2	38	115	95	.679	15,399*
29.	Sun.	19 PGH. 4 at Ott.	3 Wregget	MURPHY (3)	W	19-8-2	40	119	98	.690	9,804
30.	Tue.	21 PGH. 3 at Buf.	2 Wregget	STEVENS (2)	W	20-8-2	42	122	100	.700	15,583
31.	Fri.	24 PGH. 5 NJ	2 WREG./Young	MULLEN (2)	W	21-8-2	44	127	102	.710	17,181*
32.	Sun.	26 PGH. 0 at Fla.	2 Young	Belanger	L	21-9-2	44	127	104	.688	14,703
33.	Tue.	28 PGH. 6 NYI	3 Young	MULLEN (3)	W	22-9-2	46	133	107	.697	16,284
34.	Sat. Apr	1 PGH. 3 Phi.	2 Young	STEVENS (3)	W	23-9-2	48	136	109	.706	17,181*
35.	Wed.	5 PGH. 4 Hfd.	8 Young	Wesley	L	23-10-2	48	140	117	.686	15,091
36.	Sat.	8 PGH. 1 at Mtl.	2 Young	Turgeon	L	23-11-2	48	141	119	.667	17,787
37.	Mon.	10 PGH. 4 at Ott.	3 DeRouville	ROBITAILLE (2)	W	24-11-2	50	145	122	.676	10,074
38.	Tue.	11 PGH. 3 Was.	1 Young	ROBITAILLE (3)	W	25-11-2	52	148	123	.684	16,624
39.	Sat.	15 PGH. 5 Ott.	2 Wregget	SANDSTROM (3)	W	26-11-2	54	153	125	.692	16,740
40.	Sun.	16 PGH. 3 at Phi.	4 OT Wregget	Brind'Amour	L	26-12-2	54	156	129	.675	17,380*
41.	Tue.	18 PGH. 6 NYR	5 Wregget	FRANCIS (1)	W	27-12-2	56	162	134	.683	16,231
42.	Sat.	22 PGH. 1 Was.	2 Wregget	Bondra	L	27-13-2	56	163	136	.667	17,181*
43.	Sun.	23 PGH. 4 at Hfd.	2 Wregget	MCKENZIE (1)	W	28-13-2	58	167	138	.674	14,813
44.	Wed.	26 PGH. 3 at NJ	3 OT Barrasso	SANDSTROM (T)	T	28-13-3	59	170	141	.670	17,174
45.	Fri.	28 PGH. 4 Bos.	1 Wregget	STEVENS (4)	W	29-13-3	61	174	142	.678	17,181*
46.	Sun.	30 PGH. 2 at Bos.	5 Barrasso	Czerkawski	L	29-14-3	61	176	147	.663	14,448*
47.	Tue May	2 PGH. 2 at Was.	7 Wregget	Konowalchuk	L	29-15-3	61	178	154	.649	17,197
48.	Wed.	3 PGH. 3 Fla.	4 Wregget	Mellanby	L	29-16-3	61	181	158	.635	15,396

* - Indicates Sellout

1994-95 PENGUINS RESULTS

FINAL NHL STANDINGS

EASTERN CONFERENCE NORTHEAST DIVISION

	W	L	T	GF	GA	PTS
QUEBEC	30	13	5	185	134	65
PITTSBURGH	29	16	3	181	158	61
BOSTON	27	18	3	150	127	57
BUFFALO	22	19	7	130	119	51
HARTFORD	19	24	5	127	141	43
MONTREAL	18	23	7	125	148	43
OTTAWA	9	34	5	117	174	23

WESTERN CONFERENCE CENTRAL DIVISION

	W	L	T	GF	GA	PTS
DETROIT	33	11	4	180	117	70
ST. LOUIS	28	15	5	178	135	61
CHICAGO	24	19	5	156	115	53
TORONTO	21	19	8	135	146	50
DALLAS	17	23	8	136	135	42
WINNIPEG	16	25	7	157	177	39

ATLANTIC DIVISION

	W	L	T	GF	GA	PTS
PHILADELPHIA	28	16	4	150	132	60
NEW JERSEY	22	18	8	136	121	52
WASHINGTON	22	18	8	136	120	52
NY RANGERS	22	23	3	139	134	47
FLORIDA	20	22	6	115	127	46
TAMPA BAY	17	28	3	120	144	37
NY ISLANDERS	15	28	5	126	158	35

PACIFIC DIVISION

	W	L	T	GF	GA	PTS
CALGARY	24	17	7	163	135	55
VANCOUVER	18	18	12	153	148	48
SAN JOSE	19	25	4	129	161	42
LOS ANGELES	16	23	9	142	174	41
EDMONTON	17	27	4	136	183	38
ANAHEIM	16	27	5	125	164	37

PITTSBURGH PENGUINS FAST FACTS

RECORD IN 10 GAME SEGMENTS

GAMES	RECORD	PTS	GF	GA	
1-10	9-0-1	19	48	29	RECORD AFTER A WIN (17-10-2)
11-20	5-4-1	11	36	35	RECORD AFTER A LOSS (8-6-1)
21-30	6-4-0	12	38	36	RECORD AFTER A TIE (3-0-0)
31-40	6-4-0	12	34	29	RECORD HAVING A TWO-GOAL LEAD (23-1-0)
41-48	3-4-1	7	25	29	RECORD WHEN BEHIND BY TWO GOALS (4-14-1)
					FIRST HALF RECORD (16-6-2)
					SECOND HALF RECORD (13-10-1)
					HOME RECORD (18-5-1)
					FIRST HALF (9-2-1)
					SECOND HALF (9-3-0)
					ROAD RECORD (11-11-2)
					FIRST HALF (7-4-1)
					SECOND HALF (4-7-1)

RECORD BY MONTHS

January	(5-0-0)
February	(9-3-2)
March	(8-6-0)
April	(7-5-1)
May	(0-2-0)

Penguins Power Play:

Overall:	42/221 (19.0% - 10th in NHL)	4 SH Goals Against
At Home:	25/110 (22.7% - 5th in NHL)	1 SH Goal Against
On Road:	17/111 (15.3% - 17th in NHL)	3 SH Goals Against
Overall:	46/229 (79.9% - 23rd in NHL)	8 SH Goals Scored
At Home:	15/98 (84.7% - 7th in NHL)	4 SH Goals Scored
On Road:	31/131 (76.3% - 25th in NHL)	4 SH Goals Scored

Penguins Short-Handed:

League Rankings

	No.	Rank
Goal Scoring	181	2nd
Goals Allowed	158	19th (t)
Power Play Proficiency	19.0%	10th
Penalty Killing Efficiency	79.9%	23rd
Power Play Goals Scored	42	8th (t)
Power Play Goals Against	46	22nd (t)
Points	61	3rd (t)
Wins	29	3rd
Losses	16	4th (t)
Home Wins	18	2nd
Road Wins	11	6th (t)
Penalty Minutes	1036	17th
Short-handed Goals Scored	8	4th (t)
Short-handed Goals Against	4	9th (t)
Hat Tricks	2	9th (t)

Record by Divisions

	W	L	T	Pts.	Pct.
Northeast	15	8	1	31	.646
Atlantic	14	8	2	30	.625

1994-95 PENGUINS STATISTICS

		SCORING												
POS	NO	NAME	GP	G	A	PTS	+/	PIM	PP	SH	GW	GT	S	PCTG
RW	68	Jaromir Jagr	48	32	38	70	23	37	8	3	7	0	192	16.7
C	10	Ron Francis	44	11	48	59	30	18	3	0	1	0	94	11.7
RW	17	Tomas Sandstrom	47	21	23	44	1	42	4	1	3	1	116	18.1
LW	20	Luc Robitaille	46	23	19	42	10	37	5	0	3	1	109	21.1
D	55	Larry Murphy	48	13	25	38	12	18	4	0	3	0	124	10.5
RW	7	Joe Mullen	45	16	21	37	15	6	5	2	3	0	78	20.5
C	11	John Cullen	46	13	24	37	-4	66	2	0	1	0	88	14.8
LW	25	Kevin Stevens	27	15	12	27	0	51	6	0	4	0	80	18.8
C	15	Shawn McEachern	44	13	13	26	4	22	1	2	1	0	97	13.4
D	22	Norm Maciver	-Ott.	28	4	7	11	-9	10	2	0	0	30	13.3
			-Pgh.	13	0	9	9	7	6	0	0	0	20	.0
			-Total	41	4	16	20	-2	16	2	0	0	50	8.0
C	12	Troy Murray	-Ott.	33	4	10	14	-1	16	0	0	1	38	10.5
			-Pgh.	13	0	2	2	-1	23	0	0	0	7	.0
			-Total	46	4	12	16	-2	39	0	1	0	45	8.9
C	82	Martin Straka #	31	4	12	16	0	16	0	0	0	0	36	11.1
D	5	Ulf Samuelsson	44	1	15	16	11	113	0	0	0	0	47	2.1
D	23	Chris Joseph	33	5	10	15	3	46	3	0	0	0	73	6.8
C	9	Len Barrie *	48	3	11	14	-4	66	0	0	1	0	37	8.1
C	16	Mike Hudson	40	2	9	11	-1	34	0	0	1	0	33	6.1
D	28	Kjell Samuelsson	41	1	6	7	8	54	0	0	0	0	37	2.7
D	4	Greg Hawgood	21	1	4	5	2	25	1	0	0	0	17	5.9
RW	29	Markus Naslund	14	2	2	4	0	2	0	0	0	0	13	15.4
D	37	Greg Andrusak *	7	0	4	4	-1	6	0	0	0	0	7	.0
D	3	Grant Jennings #	25	0	4	4	2	36	0	0	0	0	16	.0
LW	33	Jim McKenzie	39	2	1	3	-7	63	0	0	1	0	16	12.5
D	2	Chris Tamer *	36	2	0	2	0	82	0	0	0	0	26	7.7
D	44	Drake Berehowsky	-Tor.	25	0	2	2	-10	15	0	0	0	12	.0
			-Pgh.	4	0	0	0	1	13	0	0	0	2	.0
			-Total	29	0	2	2	-9	28	0	0	0	14	.0
D	18	Francois Leroux	40	0	2	2	7	114	0	0	0	0	19	.0
C	34	Rusty Fitzgerald *	4	1	0	1	2	0	0	0	0	0	5	20.0
C	26	Richard Park *	1	0	1	1	1	2	0	0	0	0	4	.0
D	32	Peter Taglianetti	13	0	1	1	1	12	0	0	0	0	5	.0
LW	34	Jeff Christian *	1	0	0	0	0	0	0	0	0	0	2	.0
G	30	Philippe DeRouville *	1	0	0	0	0	0	0	0	0	0	0	.0
G	35	Tom Barrasso	2	0	0	0	0	0	0	0	0	0	0	.0
G	1	Wendell Young	10	0	0	0	0	2	0	0	0	0	0	.0
G	31	Ken Wregget	38	0	0	0	0	14	0	0	0	0	0	.0
		Bench						10						

PENGUINS TOTALS	48	181	315	496	1036	42	8	29	2	1400	12.9
OPPONENT TOTALS	48	158	268	426	1019	46	4	16	1	1578	10.0

* NHL Rookie

Traded by Pittsburgh during the 1994-95 season.

GOALTENDING

NO	GOALTENDER	GP	MIN	AVG	W-L-T	GA	SA	SV%	SO	EN
30	Philippe DeRouville *	1	60	3.00	1-0-0	3	27	.889	0	0
31	Ken Wregget	38	2208	3.21	25-9-2	118	1219	.903	0	1
1	Wendell Young	10	497	3.26	3-6-0	27	255	.894	0	1
35	Tom Barrasso	2	125	3.84	0-1-1	8	75	.893	0	0
	PENGUINS TOTALS	48	2901	3.27	29-16-3	158	1578	.900	0	2
	OPPONENT TOTALS	48	2901	4.33	16-29-3	181	1400	.871	1	8

1994-95 PENGUINS REVIEW

SEASON HIGHLIGHTS

- * Mario Lemieux announced that he would take a medical leave of absence and not play during the 1994-95 season on August 29, 1995.
- * NHL Commissioner Gary Bettman announced that the opening of the 1994-95 regular season, scheduled to begin on October 1, would be postponed until a new Collective Bargaining Agreement is reached with the NHL Players' Association on September 30.
- * NHL Commissioner Gary Bettman and NHLPA Executive Director Bob Goodenow announced that they had reached an agreement on a new Collective Bargaining Agreement, and that the 1994-95 regular season would begin on January 20. The agreement ended a three-month lockout and provided for a 48-game intra-conference schedule on January 13.
- * Penguins defeat Tampa Bay, 6-3, on February 4 to tie a club record set in 1986-87 with seven wins at the start of the season.
- * Joe Mullen becomes the first American-born player to record 1,000 career points with an assist on February 7 vs Florida.
- * Larry Murphy records his 916th point (an assist) to move past Bobby Orr into fifth place among defensemen in NHL history on February 14 vs Boston.
- * Penguins defeat Hartford, 5-2, on February 16 to improve to 12-0-1, the best start in their 28-year history, and tied for third longest in NHL history with the 1972-73 Montreal Canadiens (9-0-4).
- * Ron Francis records his 1,100th career point with an assist on February 16 vs Hartford.
- * Luc Robitaille records his 400th career NHL goal on February 19 vs Buffalo.
- * Larry Murphy records his 700th career assist on March 4 at Boston.
- * Ken Wregget records his 23rd win of the season, a career-high, on April 18 vs the Rangers. He finishes the season with a league-leading 25 wins.
- * Jaromir Jagr records an assist on May 3 and becomes the first European-trained player to win the Art Ross Trophy as NHL Scoring champion.
- * Ron Francis wins the overall league plus/minus award with a plus 30 rating.
- * The Penguins finish the season with the third-best record in the NHL.
- * Ron Francis becomes the first Penguin to win the Selke Trophy and the second to win the Lady Byng (Rick Kehoe) on July 8.
- * Jaromir Jagr is named to the NHL First All-Star team at right wing and Larry Murphy is named to the Second Team on defense on July 8.



Ron Francis led the NHL in assists during the 1994-95 season with 48.



Penguins goaltender Ken Wregget led the NHL in wins with 25, last season.

1994-95 PENGUINS SUPERLATIVES

TEAM SINGLE - GAME HIGHLIGHTS

	At Home	On Road
Most Goals Scored	7-3 win vs Florida, Feb. 7	7-5 win at Quebec, Feb. 27
Largest Winning Margin	7-3 win vs Florida, Feb. 7 6-2 win vs Buffalo, Mar. 11	4-1 win at Washington, Jan. 29 5-2 win at NY Islanders, Feb. 9

TEAM SEASON HIGHLIGHTS

	Overall	Home	Road
Longest Win Streak	7 games Jan. 20-Feb. 4	7 games Jan. 27-Feb. 16	4 games Jan. 20-Jan. 29
Longest Unbeaten Streak	13 games 12w, 1t Jan. 20- Feb. 16	9 games 8w, 1t Jan. 27-Feb. 21	6 games 5w, 1t Jan. 20-Feb. 9

GOALTENDING HIGHLIGHTS

Most Saves in a Game	43	- Ken Wregget, Feb. 5 - in 3-3 tie at New Jersey
Most Consecutive Starts	17	- Ken Wregget, Jan. 20-Feb. 24, Record: 13-2-2
Longest Win Streak	7	- Ken Wregget, Jan. 20-Feb. 4

INDIVIDUAL SINGLE-GAME HIGHLIGHTS

	At Home	On Road
Most Goals	4 - Luc Robitaille (Feb. 16 vs Hartford)	2 - 10 times
Most Assists	4 - Jaromir Jagr (Feb. 16 vs Hartford) - Jaromir Jagr (Apr. 18 vs NY Rangers)	3 - Ron Francis (Feb. 5 at New Jersey) - Jaromir Jagr (Feb. 9 at NY Islanders) - Mike Hudson (Feb. 27 at Quebec)
Most Points	4 - Nine Times - Last Time - - Jaromir Jagr (Apr. 18 vs NY Rangers) - Kevin Stevens (Apr. 18 vs NY Rangers)	4 - Jaromir Jagr (Feb. 9 at NY Islanders) - Luc Robitaille (Feb. 27 at Quebec)

INDIVIDUAL SINGLE-GAME HIGHLIGHTS

Most Goals	32 - Jaromir Jagr
Most Assists	48 - Ron Francis
Most Points	70 - Jaromir Jagr
Most Penalty Minutes	114 - Francois Leroux
Most Shots	192 - Jaromir Jagr
Most Power Play Goals	8 - Jaromir Jagr
Most Short-Handed Goals	3 - Jaromir Jagr
Most Game-Winning Goals	7 - Jaromir Jagr
Most Games Played	48 - Len Barrie, Jaromir Jagr, Larry Murphy
Highest Plus/Minus Rating	+30 - Ron Francis
Top Scoring Center	Ron Francis - 59 pts. (11g, 48a)
Top Scoring Right Wing	Jaromir Jagr - 70 pts. (32g, 38a)
Top Scoring Left Wing	Luc Robitaille - 42 pts. (23g, 19a)
Top Scoring Defenseman	Larry Murphy - 38 pts. (13g, 25a)
Top Scoring Rookie	Len Barrie - 14 pts. (3g, 11a)
Longest Goal-Scoring Streak	5 games - Jaromir Jagr, Jan. 20-29 (5g) - John Cullen, Mar. 4-11, (5g)
Longest Assist Streak	5 games - Ron Francis, Feb. 4-11 (9a) - Ulf Samuelsson, Mar. 7-15 (6a) - Ron Francis, Apr. 23-May 2 (9a)
Longest Point Streak	13 games - Ron Francis, Jan. 20-Feb. 16, (5g, 18a)
Most Goals at Home	15 - Jaromir Jagr, Tomas Sandstrom
Most Goals on Road	17 - Jaromir Jagr
Most Assists at Home	24 - Jaromir Jagr
Most Assists on Road	26 - Ron Francis
Most Points at Home	39 - Jaromir Jagr
Most Points on Road	31 - Jaromir Jagr

PENGUINS 1994-95 TRANSACTIONS

May 31	PHILIPPE DEROUVILLE signed to a contract.
June 24	JOE MULLEN signed to a new contract.
June 27	KJELL SAMUELSSON signed to a new contract.
July 29	LUC ROBITAILLE acquired from Los Angeles for RICK TOCCHET and the Penguins second round draft choice in the 1995 NHL Entry Draft.
August 2	JEFF CHRISTIAN signed to a multi-year contract.
August 3	JOHN CULLEN signed as a free agent to a contract.
August 4	TOMAS SANDSTROM signed to a new contract.
August 8	JAROMIR JAGR signed to a new multi-year contract.
August 10	JOE DZIEDZIC signed to a contract.
August 25	LEN BARRIE signed to a multi-year contract.
August 25	DOMENIC PITTIS signed to a multi-year contract.
August 29	MARIO LEMIEUX announces that he will take a medical leave of absence and will not play the 1994-95 season.
September 6	BRAD LAUER signed to a contract.
September 12	TODD HARKINS left training camp.
September 14	KEVIN MEISNER, TODD HANRAHAN, TREVOR BUCHANAN and GEORGE WILCOX were released.
September 14	ERIC MURANO assigned to Cleveland (IHL).
September 14	SERGIE AUBIN assigned to Granby (QMJHL).
September 16	PHILIPPE DEROUVILLE, PATRICK LALIME, STEFAN BERGKVIST, SVEN BUTENSCHON and DAVE ROCHE assigned to Cleveland (IHL).
September 16	DREW PALMER assigned to Seattle (WHL).
September 16	JAY CAUFIELD left camp.
September 20	GREG ANDRUSAK, STEVE BANCROFT, BROCK WOODS, JEFF CHRISTIAN, LARRY DEPALMA, LADISLAV KARABIN, BRAD LAUER, ED PATTERSON and DOMENIC PITTIS assigned to Cleveland (IHL).
September 20	ALLEN PEDERSEN released.
September 22	CHRIS WELLS assigned to Seattle (WHL).
September 25	RICHARD PARK assigned to Belleville (OHL).
September 29	PAUL DYCK, IAN MORAN, PAT NEATON, JOE DZIEDZIC and OLIE SUNDSTROM assigned to Cleveland (IHL).
September 30	LEN BARRIE and CHRIS TAMER assigned to Cleveland (IHL).
September 30	BRIAN FARRELL signed to a contract and assigned to Cleveland (IHL).
October 6	STEVE BANCROFT assigned from Cleveland (IHL) to Ft. Wayne (IHL).
October 21	PAT NEATON assigned from Cleveland (IHL) to San Diego (IHL).
November 17	GREG ANDRUSAK assigned from Cleveland (IHL) to Detroit (IHL).
January 18	CHRIS JOSEPH acquired from Tampa Bay in the Waiver Draft.
January 18	FRANCOIS LEROUX acquired from Ottawa in the Waiver Draft.
January 18	WAYNE MCBEAN acquired from Winnipeg in the Waiver Draft.
January 18	MIKE HUDSON acquired from the New York Rangers in the Waiver Draft.
January 18	DOUG BROWN drafted by Detroit in the Waiver Draft.
January 19	LEN BARRIE recalled from Cleveland (IHL).
January 19	OLIE SUNDSTROM recalled from Cleveland (IHL).
January 26	PATRICK LALIME signed to a contract and assigned to Cleveland (IHL).
January 30	OLIE SUNDSTROM assigned to Cleveland (IHL).
January 30	PHILIPPE DEROUVILLE recalled from Cleveland (IHL).
February 6	GREG BROWN assigned to Cleveland (IHL).
February 16	WENDELL YOUNG acquired from Tampa Bay for future considerations.
February 16	CHRIS TAMER recalled from Cleveland (IHL).
March 1	PHILIPPE DEROUVILLE assigned to Cleveland (IHL).
March 3	GREG ANDRUSAK recalled from Detroit (IHL).
March 25	PATRICK LALIME recalled from Cleveland (IHL).
March 28	MARKUS NASLUND assigned to Cleveland (IHL).
March 29	PATRICK LALIME assigned to Cleveland (IHL).
April 4	RUSTY FITZGERALD signed to a contract.
April 5	PHILIPPE DEROUVILLE recalled from Cleveland (IHL).
April 6	CHRIS WELLS signed to a contract. WELLS and RUSTY FITZGERALD assigned to Cleveland (IHL).
April 7	JEFF CHRISTIAN recalled from Cleveland (IHL).
April 7	GREG HAWGOOD and PETER TAGLIANETTI assigned to Cleveland (IHL).
April 7	NORM MACIVER and TROY MURRAY acquired from Ottawa for Martin Straka.
April 7	RYAN SAVOIA signed to a contract and assigned to Cleveland (IHL).
April 7	DRAKE BEREHOWSKY acquired from Toronto for Grant Jennings.
April 7	GREG BROWN traded to Winnipeg for future considerations.
April 7	GREG ANDRUSAK assigned to the Canadian National Team.
April 12	JEFF CHRISTIAN and PHILIPPE DEROUVILLE assigned to Cleveland (IHL).
April 15	RUSTY FITZGERALD recalled from Cleveland (IHL).
April 20	RUSTY FITZGERALD assigned to Cleveland (IHL).
April 27	RUSTY FITZGERALD, MARKUS NASLUND and PETER TAGLIANETTI recalled from Cleveland (IHL).
April 28	RICHARD PARK signed to a contract.

1994-95 PENGUINS INJURIES

TOTAL GAMES MISSED	PLAYER	INJURY	GAMES MISSED	GAMES MISSED BY INJURY
8	ANDRUSAK	Suffered a seperated shoulder on March 15 at Montreal.	Mar. 16-Apr.4	8
44	BARRASSO	Underwent surgery on right wrist on January 20. Soreness in his right wrist.	Jan. 20-Apr. 23 May 3	43 1
2	CULLEN	Suffered a charley horse on March 19 at Ottawa.	Mar. 21-24	2
7	DEROUVILLE	Mononucleosis	Feb. 16-27	7
4	FRANCIS	Flu Back Spasms	Feb. 19 Feb. 21-25	1 3
8	HAWGOOD	Dislocated left shoulder on February 14 vs Boston.	Feb. 16-Mar. 2	8
8	HUDSON	Suffered an upper back strain on April 11. Stiff neck Stiff neck	Apr. 15-18 Apr. 23-28 May 2-3	3 3 2
9	JENNINGS	Suffered a groin injury on January 25 at NY Rangers. Suffered a groin injury on February 7 vs Florida. Suffered a groin injury on February 25 at NY Islanders.	Jan. 27-Feb. 1 Feb. 9-14 Feb. 27-Mar. 4	3 3 3
14	JOSEPH	Suffered ligament damage in his right knee on March 2 at Buffalo.	Mar. 4-Apr. 1	14
48	LEMIEUX	Medical leave of absence.	Jan. 20-May 3	48
4	LEROUX	Flu Suffered a twisted knee on March 9 vs NY Islanders. Back Spasms	Feb. 16 Mar. 11-13 Apr. 23	1 2 1
8	MCKENZIE	Suffered a bruised hand on March 11 vs Buffalo. Suffered a sprained wrist on April 5 vs Hartford.	Mar. 13 Apr. 8-22	1 7
3	MULLEN	Suffered a strained muscle in his upper back on March 28 vs NY Islanders.	Apr. 1-8	3
7	K. SAMUELSSON	Flu Suffered a groin injury on April 8 at Montreal. Flu	Feb. 27-Mar. 5 April 10 Apr. 28-30	4 1 2
4	U. SAMUELSSON	Strained right elbow. Had surgery on his right elbow on March 23. Suffered a bruised knee on April 28 vs Boston.	Mar. 21 Mar. 24-26 April 30	1 2 1
1	SANDSTROM	Suffered a sprained foot on January 22 at practice.	Jan. 25	1
21	STEVENS	Suffered a hairline fracture of his left ankle on February 4 vs Tampa Bay.	Feb. 5-Mar. 16	21
4	STRAKA	Flu	Feb. 14-19	4
4	TAGLIANETTI	Suffered a bruised right knee on March 7 vs Quebec.	Mar. 9-15	4
6	WREGGET	Suffered a strained ankle on March 24 vs New Jersey.	Mar. 26-28 Apr. 5-12	2 4
214	TOTAL MAN GAMES LOST DUE TO INJURY AND ILLNESS			

THE

OPPONENTS





STEVE KASPER

BOSTON BRUINS



RAY BOURQUE

Location: FleetCenter, Boston, MA 02114
Founded: 1924
Owner/Governor: Jeremy M. Jacobs
President and General Manager: Harry Sinden
Assistant General Manager: Mike O'Connell
Senior Assistant to President: Nate Greenberg
Head Coach: Steve Kasper
NHL Career Record (Seasons): First Season
Assistant Coaches: Cap Raeder, Tim Watters
Media Relations Director: Heidi Holland
Media Relations Assistant: Rusty Ingram
Trainer: Don Del Negro
Arena (Capacity): FleetCenter (17,200)
General Office Phone: (617) 624-1050
Press Box Phone: (617)
FAX Phone: (617) 523-1184
Starting Times of Games: WN-7:35; Sat./Sun.-7:05;
 Mat.-1:35 except Oct. 8-7:35; Nov. 25-1:05; Mar. 18-1:05
Team Colors: Gold, Black and White
Radio: WBZ 1030 AM and Bruins Radio Network
Commercial TV: WSBK, Channel 38
Cable: New England Sports Network
All-Time NHL Record: 2240-1722-686
1994-95 Record: 27-18-3
1994-95 Finish: 3rd (Northeast Division)
1995 Playoff Record: Lost, New Jersey, 4-1, Eastern
 Conference Quarterfinals
1994-95 Top Scorers: Adam Oates (12-41-53)
Stanley Cup Titles: Five (1929, 1939, 1941, 1970 and 1972)

All-Time Boston Scorer vs. Pittsburgh:
 John Bucyk (54 gp, 15-56-71)
All-Time Pittsburgh Scorer vs. Boston:
 Rick Kehoe (39 gp, 19-19-38)
Longest Boston Win Streak vs. Pittsburgh:
 7, Mar. 27, 1977 - Oct. 12, 1978
Longest Pittsburgh Win Streak vs. Boston:
 12, Feb. 8, 1993 - Apr. 28, 1995
Longest Boston Undeclared Streak vs. Pittsburgh:
 11, Mar. 2, 1969 - Dec. 6, 1970 (9-0-2)
Longest Pittsburgh Undeclared Streak vs. Boston:
 12, Feb. 8, 1993 - Apr. 28, 1995 (12-0-0)
Last Pittsburgh Win at Home: Apr. 28, 1995 (4-1)
 (0-0-0 since last win)
Last Boston Win at Home: April 30, 1995 (5-2)
 (0-0-0 since last win)
Last Pittsburgh Win at Boston: Mar. 4, 1995 (4-3)
 (0-1-0 since last win)
Last Boston Win at Pittsburgh: Jan. 2, 1990 (5-2)
 (0-9-1 since last win)
Most Goals by Pittsburgh vs. Boston:
 7, 3 times - Last time Mar. 8, 1994 (P, 7-3)
Most Goals by Boston vs. Pittsburgh:
 8, Mar. 14, 1989 (B, 8-2)
Most Goals by Both Teams: 12, Dec. 12, 1989 (P, 7-5)
Last Pittsburgh Shutout vs. Boston:
 Feb. 8, 1993 (4-0) - Ken Wregget and Tom Barrasso
Last Boston Shutout vs. Pittsburgh:
 Jan. 14, 1993 (7-0) - John Blue
Last Pittsburgh Hat Trick vs. Boston:
 Feb. 14, 1995 - Jaromir Jagr
Last Boston Hat Trick vs. Pittsburgh:
 Jan. 14, 1993 - Steve Heinze
Last Pittsburgh Trade with Boston: Aug. 2, 1995, Bryan
 Smolinski, Glen Murray and third round draft choice in
 1996 to Pittsburgh for Kevin Stevens and Shawn
 McEachern.
Overtime Record vs. Pittsburgh: 0-3-4

PITTSBURGH PENGUINS vs. BOSTON BRUINS REGULAR SEASON

YEAR	TOTAL	HOME	ROAD	GF-GA	YEAR	TOTAL	HOME	ROAD	GF-GA
1967-68	2-2-0	1-1-0	1-1-0	10-10	1981-82	1-1-1	1-1-0	0-0-1	10-10
1968-69	1-5-0	1-2-0	0-3-0	13-25	1982-83	1-2-0	1-0-0	0-2-0	10-14
1969-70	0-5-1	0-2-1	0-3-0	9-21	1983-84	0-3-0	0-2-0	0-1-0	7-18
1970-71	1-4-1	1-1-1	0-3-0	18-28	1984-85	1-2-0	0-1-0	1-1-0	12-16
1971-72	1-2-3	1-1-1	0-1-2	20-21	1985-86	1-2-0	1-1-0	0-1-0	8-11
1972-73	1-4-0	1-2-0	0-2-0	14-21	1986-87	1-2-0	1-0-0	0-2-0	9-11
1973-74	0-5-0	0-2-0	0-3-0	16-30	1987-88	0-2-1	0-1-1	0-1-0	7-11
1974-75	1-2-2	1-0-2	0-2-0	20-21	1988-89	1-1-1	0-1-0	1-0-1	10-13
1975-76	0-3-2	0-0-2	0-3-0	14-24	1989-90	1-2-0	1-1-0	0-1-0	13-15
1976-77	1-3-1	1-1-1	0-2-0	10-17	1990-91	1-1-1	1-0-0	0-1-1	12-11
1977-78	0-5-0	0-2-0	0-3-0	11-33	1991-92	1-1-1	0-0-1	1-1-0	14-15
1978-79	2-1-1	1-0-1	1-1-0	14-16	1992-93	4-1-0	2-0-0	1-1-0	18-14
1979-80	2-2-0	0-2-0	2-0-0	14-16	1993-94	6-0-0	3-0-0	2-0-0	33-17
1980-81	0-3-1	0-2-0	0-1-1	13-22	1994-95	3-1-0	2-0-0	1-1-0	15-12
TOTAL	34-67-17	21-26-11	11-41-6	374-493					

1994-95 SEASON NOTES-(Feb. 14, B-3 at P-5): Jaromir Jagr records his second career hat trick to lead the Penguins, as they improve to 11-0-1 on the season. Larry Murphy records the 916th point of his career (an assist), to move past Bobby Orr into fifth place in scoring among defensemen in NHL history. (Mar. 4, P-4 at B-3 OT): Larry Murphy scores at 4:36 of overtime to extend the Penguins winning streak against the Bruins to 11 games. Murphy also adds an assist, the 700th of his career. Ken Wregget makes 42 saves in the win. (Apr. 28, B-1 at P-4): Ken Wregget makes 33 saves and Ron Francis and Jaromir Jagr record two assists each in the win. (Apr. 30, P-2 at B-5): Marius Czerkawski scores twice for the Bruins as they snap a 12-game winless streak against the Penguins. Jaromir Jagr scores twice for the Penguins.

THIS YEAR'S SCHEDULE

Nov. 30	at	Boston	7:35
Jan. 22	at	Pittsburgh	7:35
Feb. 6	at	Pittsburgh	7:35
Mar. 14	at	Boston	7:35
Apr. 14	at	Boston	3:00

(All Times Pittsburgh Times)



PITTSBURGH VS BOSTON



1994-95

PITTSBURGH
BOSTON

GP	W	L	T	PTS	GF	GA	PPG	SHG	PEN	PIM
4	3	1	0	6	15	12	3-19	1	31	110
4	1	3	0	2	12	15	5-17	0	31	102

AT PITTSBURGH (2-0-0)

Feb. 14 Boston 3 (Riendeau) at PITTSBURGH 5 (Wregget)

Mar. 4 PITTSBURGH 4 (Lacher) at Boston 3 (Riendeau)

Apr. 28 Boston 1 (Lacher) at PITTSBURGH 4 (Wregget)

Apr. 30 Pittsburgh 2 (Barrasso) at BOSTON 5 (Billington)

Billington replaced Lacher at 33:50 on April 28

Lacher replaced Billington at 40:00 on April 28

*Murphy scored at 4:36 of overtime on March 4

AT BOSTON (1-1-0)

WG - Jagr

WG - Murphy*

WG - Stevens

WG - Czerkowski

GOALS & SHOTS BY PERIODS

	1ST	2ND	3RD	OVT	TOTAL
PITTSBURGH	7-36	4-28	3-26	1-1	15-91
BOSTON	7-54	2-46	3-57	0-1	12-158

PITTSBURGH	GP	G	A	PTS	PIM	SOG	+/-	BOSTON	GP	G	A	PTS	PIM	SOG	+/-
Jagr	4	5	3	8	0	16	+4	Czerkowski	4	3	2	5	0	22	-3
Francis	4	1	6	7	0	2	+6	Neely	4	2	2	4	19	11	-2
Sandstrom	4	1	5	6	0	11	+2	Smolinski	4	2	2	4	9	13	-1
Murphy	4	2	3	5	0	9	+5	Oates	4	0	4	0	0	14	-5
Mullen	4	2	1	3	2	8	+1	Bourque	4	2	1	3	2	21	-5
Cullen	4	1	2	3	27	3	E	Stumpel	4	0	3	3	6	4	+1
Stevens	2	1	1	2	2	4	+2	Donato	3	1	1	2	0	3	+1
Robitaille	4	1	1	2	0	9	+1	Sweeney	4	1	1	2	4	12	-4
McEachern	4	1	0	1	2	6	+1	Rohloff	3	0	2	2	0	3	+1
Andrusak	1	0	1	1	0	2	E	Heinze	4	1	0	1	5	10	+2
Barrie	4	0	1	1	7	1	-1	Huscroft	2	0	1	1	2	5	+1
Naslund	1	0	0	0	0	2	E	Kasatonov	4	0	1	1	2	9	-4
K. Samuelsson	1	0	0	0	0	0	-1	Knipscheer	1	0	0	0	2	2	E
Straka	1	0	0	0	0	0	E	Makela	1	0	0	0	0	2	E
Barrasso	1	0	0	0	0	0	-	Moger	1	0	0	0	0	0	E
Berehowsky	2	0	0	0	7	1	-1	Panteleev	1	0	0	0	0	0	E
Hawgood	2	0	0	0	9	1	E	Billington	2	0	0	0	0	0	-
Maciver	2	0	0	0	2	4	+1	Lacher	2	0	0	0	0	0	-
T. Murray	2	0	0	0	2	1	-2	Lacroix	2	0	0	0	7	0	-1
Taglianetti	2	0	0	0	6	0	+4	Leach	2	0	0	0	9	5	-4
Hudson	3	0	0	0	0	1	-1	Riendeau	2	0	0	0	2	0	-
Joseph	3	0	0	0	2	3	+2	Shaw	2	0	0	0	0	4	-1
U. Samuelsson	3	0	0	0	4	1	+1	Hughes	3	0	0	0	26	3	+1
Tamer	3	0	0	0	10	1	-2	G. Murray	3	0	0	0	5	4	-3
Wregget	3	0	0	0	0	0	-	Mats Naslund	3	0	0	0	0	4	E
Leroux	4	0	0	0	7	2	+1	Gruden	4	0	0	0	2	1	+2
McKenzie	4	0	0	0	21	3	E	Reid	4	0	0	0	0	6	-1
TOTAL	4		(15-24-39)	110		91		TOTAL	4		(12-20-32)	102		158	

GOALTENDERS

	GP	MP	GF	GA	ENG	SO	AVG	SHOTS	SPCT.	W-L-T
Wregget (P)	3	184:36	13	7	0	0	2.28	117	.940	3-0-0
Barrasso (P)	1	60:00	2	5	0	0	5.00	41	.878	0-1-0
PITTSBURGH TOTAL	4	244:36	15	12	0	0	2.95	158	.924	3-1-0

Billington (B)	2	66:10	5	2	0	0	1.81	20	.900	1-0-0
Riendeau (B)	2	103:21	3	6	1	0	3.48	31	.806	0-2-0
Lacher (B)	2	73:50	4	6	0	0	4.88	39	.846	0-1-0
BOSTON TOTAL	4	244:36	12	15	1	0	3.68	91	.835	1-3-0

POWER PLAY GOALS:

PITTSBURGH (3 for 18) - Francis, Jagr, Robitaille

BOSTON (5 for 18) - Smolinski 2, Bourque, Neely, Sweeney

SHORT HAND GOALS:

PITTSBURGH (1) - Mullen

HAT TRICKS:

PITTSBURGH (1) - Jagr (February 14)

Bruins defenseman Ray Bourque has been selected to the NHL All-Star Team in each of his 16 seasons. He has been a first team selection 11 times and a second selection five times...Adam Oates has led the Bruins in scoring each of the last three seasons.



TED NOLAN

BUFFALO SABRES



PAT LAFONTAINE

Location: 140 Main Street, Buffalo, NY 14202

Founded: 1970

President: Douglas G. Moss

General Manager: John Muckler

Head Coach: Ted Nolan

NHL Career Record (Seasons): First Season

Associate Coach: Don Lever

Assistant Coach: Terry Martin

Director of Public Relations: Jeff Holbrook

Trainers: Jim Pizzutelli and Rip Simonick

Arena (Capacity): Memorial Auditorium (16,230)

General Office Phone: (716) 856-7300

Press Box Phone: (716) 856-7300 ext. 263

FAX Phone: (716) 856-2104

Starting Times of Games: Wed.-Fri.-7:35; Sun.-7:05; Mat.-3:05

Team Colors: Blue, White and Gold

Radio: WWKB 1520 AM & CJRN 710 AM

Commercial TV: WUTV Fox 29

Cable TV: Empire Sports Network

All-Time NHL Record: 931-725-312

1994-95 Record: 22-19-7

1994-95 Finish: 4th (Northeast Division)

1995 Playoff Record: Lost, Philadelphia, 4-1, Eastern Conference Quarterfinals

1994-95 Top Scorer: Alexander Mogilny (19-28-47)

Stanley Cup Titles: None

All-Time Buffalo Scorer vs. Pittsburgh:

Gil Perreault (69 gp, 39-51-90)

All-Time Pittsburgh Scorer vs. Buffalo:

Mario Lemieux (23 gp, 24-26-50)

Longest Buffalo Win Streak vs. Pittsburgh:

5, Oct. 24, 1979 - Oct. 18, 1980

Longest Pittsburgh Win Streak vs. Buffalo:

4, Feb. 29, 1992 - Dec. 27, 1992

Longest Buffalo Undeclared Streak vs. Pittsburgh:

9, Oct. 10, 1970 - Dec. 31, 1971 (3-0-6)

Longest Pittsburgh Undeclared Streak vs. Buffalo:

13, Oct. 27, 1976 - Feb. 17, 1979 (5-0-8)

Last Pittsburgh Win at Home: Mar. 11, 1995 (6-2)

(0-0-0 since last win)

Last Buffalo Win at Home: Mar. 2, 1995 (6-3)

(0-1-0 since last win)

Last Pittsburgh Win at Buffalo: Mar. 21, 1995 (3-2)

(0-0-0 since last win)

Last Buffalo Win at Pittsburgh: Jan. 23, 1992 (5-4 OT)

(0-6-1 since last win)

Most Goals by Pittsburgh vs. Buffalo:

8, Oct. 13, 1987 (P, 8-3)

Most Goals by Buffalo vs. Pittsburgh:

10, Dec. 7, 1980 (B, 10-1); Mar. 4, 1983 (B, 10-2)

Most Goals by Both Teams: 13, Mar. 10, 1976

(B, 7-6); Oct. 12, 1988 (B, 8-5)

Last Pittsburgh Shutout vs. Buffalo:

Feb. 17, 1971 (2-0) - Jim Rutherford

Last Buffalo Shutout vs. Pittsburgh:

Feb. 7, 1990 (9-0) - Don Edwards

Last Pittsburgh Hat Trick vs. Buffalo:

Feb. 14, 1989 - Mario Lemieux

Last Buffalo Hat Trick vs. Pittsburgh:

Oct. 12, 1988 - Dave Andreychuk

Last Pittsburgh Trade with Buffalo: Mar. 22, 1993,

Mike Ramsey to Pittsburgh for Bob Errey

Overtime Record vs. Pittsburgh: 3-2-6

PITTSBURGH PENGUINS vs. BUFFALO SABRES

REGULAR SEASON

YEAR	TOTAL	HOME	ROAD	GF-GA	YEAR	TOTAL	HOME	ROAD	GF-GA
1970-71	0-2-4	0-2-1	0-0-3	19-22	1983-84	0-3-0	0-2-0	0-1-0	9-16
1971-72	1-2-3	0-1-2	1-1-1	14-14	1984-85	0-2-1	0-0-1	0-2-0	5-12
1972-73	0-3-2	0-0-2	0-3-0	9-14	1985-86	2-0-1	1-0-1	1-0-0	11-6
1973-74	3-2-0	3-0-0	0-2-0	17-15	1986-87	2-0-1	1-0-0	1-0-1	15-10
1974-75	0-3-2	0-0-2	0-3-0	18-30	1987-88	2-0-1	2-0-0	0-0-1	16-9
1975-76	1-4-0	1-2-0	0-2-0	13-27	1988-89	1-2-0	1-0-0	0-2-0	13-16
1976-77	4-0-1	3-0-0	1-0-1	20-12	1989-90	0-3-0	0-2-0	0-1-0	6-14
1977-78	0-0-5	0-0-2	0-0-3	17-17	1990-91	2-0-1	1-0-0	1-0-1	14-10
1978-79	2-0-2	1-0-1	1-0-1	19-15	1991-92	2-1-0	1-1-0	1-0-0	14-11
1979-80	0-4-0	0-2-0	0-2-0	8-30	1992-93	3-1-0	2-0-0	1-1-0	18-16
1980-81	0-3-1	0-2-0	0-1-1	5-21	1993-94	5-1-0	2-0-0	2-1-0	21-13
1981-82	1-2-0	1-1-0	0-1-0	12-15	1994-95	2-1-1	1-0-1	1-1-0	15-13
1982-83	1-1-1	1-0-0	0-1-1	12-18	TOTAL	34-40-27	22-15-13	11-25-14	340-396

1994-95 SEASON NOTES: (Feb. 19, B-3 at P-3 OT): Luc Robitaille scores two goals, including the 400th of his career, as the Penguins rally from a 3-0 deficit to tie the Sabres. Craig Simpson scores twice for Buffalo. (Mar. 2, P-3 at B-6): Wayne Presley scores twice, once short-handed, to lead the Sabres to the win. Jos Mullen records a goal and an assist for the Penguins. (Mar. 11, B-2 at P-6): Larry Murphy records four points (2+2), and Jaromir Jagr totals three assists to lead the Penguins. (Mar. 21, P-3 at B-2): Kevin Stevens' goal at 11:27 of the third period proves to be the game-winner in the Penguins win. Luc Robitaille adds two goals for the Penguins.

THIS YEAR'S SCHEDULE

Nov. 3	at	Buffalo	7:35
Nov. 26	at	Pittsburgh	7:35
Dec. 26	at	Pittsburgh	7:35
Jan. 17	at	Buffalo	7:35
Feb. 21	at	Buffalo	7:35
Mar. 23	at	Pittsburgh	7:35
(All Times Pittsburgh Time)			



PITTSBURGH VS BUFFALO



1994-95

PITTSBURGH
BUFFALO

GP	W	L	T	PTS	GF	GA	PPG	SHG	PEN	PIM
4	2	1	1	5	15	13	5-23	2	46	144
4	1	2	1	3	13	15	3-28	1	38	118

AT PITTSBURGH (1-0-1)

Feb. 19 Buffalo 3 (Hasek) at Pittsburgh 3 (Wregget)
 Mar. 2 Pittsburgh 3 (Wregget) at BUFFALO 6 (HASEK)
 Mar. 11 Buffalo 2 (Hasek) at PITTSBURGH 6 (WREGGET)
 Mar. 21 PITTSBURGH 3 (WREGGET) at Buffalo 2 (Stauber)
 Young replaced Wregget at 20:00 on Mar. 2

AT BUFFALO (2-1-0)

WG - Audette
 WG - Cullen
 WG - Stevens

GOALS & SHOTS BY PERIODS

PITTSBURGH
BUFFALO

1ST	2ND	3RD	OVT	TOTAL
2-44	6-43	7-38	0-2	15-127
4-42	6-42	3-27	0-3	13-114

PITTSBURGH

GP	G	A	PTS	PIM	SOG	+/-
Murphy	4	2	4	6	0	15 +3
Robitaille	4	5	0	5	4	10 E
Jagr	4	1	4	5	2	11 -1
Barrie	4	0	5	5	22	4 +1
Mullen	4	1	3	4	0	11 -1
McEachern	4	2	1	3	2	14 E
Francis	3	1	2	3	4	5 +1
Stevens	1	1	1	2	10	1 +2
Cullen	3	1	1	2	2	9 +2
Hudson	4	0	2	2	2	7 E
Joseph	2	1	0	1	4	8 E
Andrusak	1	0	1	1	0	0 E
Naslund	3	0	1	1	0	4 +1
U.Samuelsson	3	0	1	1	28	1 E
Young	1	0	0	0	2	0 -
Hawgood	2	0	0	0	6	2 +1
Leroux	2	0	0	0	4	2 +1
Taglianetti	2	0	0	0	0	0 -3
Jennings	3	0	0	0	9	1 E
K.Samuelsson	3	0	0	0	4	4 E
Straka	3	0	0	0	2	3 -3
McKenzie	4	0	0	0	6	1 E
Sandstrom	4	0	0	0	6	13 -5
Tamer	4	0	0	0	19	1 -2
Wregget	4	0	0	0	8	0 +4
Bench					2	

BUFFALO

GP	G	A	PTS	PIM	SOG	+/-
Presley	4	3	1	4	7	14 2
Simpson	3	2	2	4	2	6 2
Plante	4	2	2	4	0	12 E
Hannan	4	1	3	4	2	6 1
Audette	4	2	1	3	0	18 -1
Mogilny	4	1	2	3	16	10 E
Zhitnik	2	0	2	2	8	4 1
Smehlik	4	0	2	2	6	6 1
Lafontaine	1	1	0	1	0	3 E
May	3	1	0	1	22	2 2
Gordiouk	1	0	1	1	0	1 1
Ray	3	0	1	1	7	0 +1
Bodger	4	0	1	1	0	6 E
Khmylev	4	0	1	1	2	2 -3
Svoboda	4	0	1	1	16	5 -3
Ambroziak	1	0	0	0	0	0 -
Hawerchuk	1	0	0	0	0	5 E
Houda	1	0	0	0	2	1 +1
MacDonald	1	0	0	0	0	0 E
Melanson	1	0	0	0	0	0 E
Stauber	1	0	0	0	0	0 -
Astley	2	0	0	0	0	3 -1
Muni	2	0	0	0	0	0 -2
Barnaby	3	0	0	0	14	0 -2
Dawe	3	0	0	0	4	1 E
Hasek	3	0	0	0	0	0 -
Huddy	4	0	0	0	2	3 +1
Sweeney	4	0	0	0	6	6 -1
Bench					2	

TOTAL 4 (15-26-41) 144 127

TOTAL 4 (13-20-33) 118 114

GOALTENDERS

	GP	MP	GF	GA	ENG	SO	AVG	SHOTS	SPCT.	W-L-T
Wregget (P)	4	204:05	13	9	0	0	2.65	98	.908	2-0-1
Young (P)	1	39:06	2	3	1	0	4.60	15	.800	0-1-0
PITTSBURGH TOTAL	4	245:00	15	13	1	0	3.18	114	.886	2-1-1
Stauber (B)	1	59:02	2	3	0	0	3.05	24	.875	0-1-0
Hasek (B)	3	185:00	11	12	0	0	3.89	103	.883	1-1-1
BUFFALO TOTAL	4	245:00	13	15	0	0	3.67	127	.882	1-2-1

POWER PLAY GOALS:

PITTSBURGH (5 for 23) - Robitaille 2, Francis, Mullen, Murphy

BUFFALO (3 for 28) - Audette, Lafontaine, Plante

SHORT-HANDED GOALS:

PITTSBURGH (2) - Jagr, McEachern

BUFFALO (1) - Presley

Rob Ray is the Sabres All-Time penalty minute leader with 1,459...Dominik Hasek has recorded 12 shutouts in the last two seasons...Ron Francis has recorded 79 points against Buffalo, the fourth highest total by an opponent player.



PAUL HOLMGREN

HARTFORD WHALERS



BRENDAN SHANAHAN

Location: 242 Trumbull Street Eighth Floor, Hartford, CT 06103

Founded: 1972 (WHA)

Chief Executive Officer: Peter Karmanus, Jr.

Chief Operating Officer/President/General Manager: Jim Rutherford

Head Coach: Paul Holmgren

NHL Career Record: 156-213-44 (8)

Assistant Coach: Paul Maurice, Ted Sator

Media Relations Manager: Chris Brown

Publications Director: Frank Polnaszek

Trainer: Frank "Bud" Gouveia

Arena (Capacity): Hartford Civic Center Veterans Memorial Coliseum (15,635)

General Office Phone: (203) 728-3366

Press Box Phone: (203) 246-0808

FAX Phone: (203) 522-7707

Starting Times of Games: WN/Sat.-7:05; Sun.-7:05; Mat.-1:35

Team Colors: Blue, Green, Silver and White

Radio: WTIC 1080 AM

Commercial TV: TBA

Cable TV: SportsChannel New England

All-Time NHL Record: 468-631-157

1994-95 Record: 19-24-5

1994-95 Finish: 5th (Northeast Division)

1995 Playoff Record: Did Not Qualify for Playoffs

1994-95 Top Scorer: Andrew Cassels (7-30-37)

Stanley Cup Titles: None

All-Time Hartford Scorer vs. Pittsburgh:

Ron Francis (28 gp, 14-28-42)

All-Time Pittsburgh Scorer vs. Hartford:

Mario Lemieux (21 gp, 23-22-45)

Longest Hartford Win Streak vs. Pittsburgh:

4, Oct. 28, 1986 - Jan. 9, 1988;

4, Feb. 26, 1989 - Mar. 25, 1990

Longest Pittsburgh Win Streak vs. Hartford:

4, Dec. 19, 1981 - Jan. 3, 1982

Longest Hartford Undefeated Streak vs. Pittsburgh:

7, Feb. 26, 1989 - Dec. 8, 1990 (6-0-1)

Longest Pittsburgh Undefeated Streak vs. Hartford:

8, Feb. 19, 1981 - Mar. 12, 1983 (7-0-1)

Last Pittsburgh Win at Home: Feb. 16, 1995 (5-2)

(0-1-0 since last win)

Last Hartford Win at Home: Feb. 18, 1995 (4-2)

(0-1-0 since last win)

Last Pittsburgh Win at Hartford: Apr. 23, 1995 (4-2)

(0-0-0 since last win)

Last Hartford Win at Pittsburgh: Apr. 5, 1995 (8-4)

(0-0-0 since last win)

Most Goals by Pittsburgh vs. Hartford:

10, Apr. 3, 1993 (P, 10-2)

Most Goals by Hartford vs. Pittsburgh:

9, Nov. 22, 1984 (H, 9-3); Dec. 26, 1980 (H, 9-7);

Mar. 30, 1989 (H, 9-5)

Most Goals by Both Teams: 16, Dec. 26, 1980

(H, 9-7)

Last Pittsburgh Shutout vs. Hartford:

Dec. 28, 1984 (4-0) — Roberto Romano

Last Hartford Shutout vs. Pittsburgh: None

Last Pittsburgh Hat Trick vs. Hartford:

Feb. 16, 1995 — Luc Robitaille (4)

Last Hartford Hat Trick vs. Pittsburgh:

Apr. 5, 1995 — Igor Chibirev

Last Pittsburgh Trade with Hartford: Mar. 10, 1992,

Future Considerations to Pittsburgh for Frank Pietrangelo

Overtime Record vs. Pittsburgh: 1-1-2

PITTSBURGH PENGUINS vs. HARTFORD WHALERS

REGULAR SEASON

YEAR	TOTAL	HOME	ROAD	GF-GA	YEAR	TOTAL	HOME	ROAD	GF-GA
1979-80	1-2-1	1-0-1	0-2-0	15-21	1987-88	2-1-0	2-0-0	0-1-0	13-11
1980-81	2-2-0	1-1-0	1-1-0	20-20	1988-89	1-2-0	0-1-0	1-1-0	15-20
1981-82	2-0-1	1-0-1	1-0-0	18-11	1989-90	0-2-1	0-1-1	0-1-0	9-15
1982-83	3-0-0	1-0-0	2-0-0	14-7	1990-91	1-2-0	0-1-0	1-1-0	10-11
1983-84	2-1-0	1-1-0	1-0-0	11-10	1991-92	0-2-1	0-2-0	0-0-1	11-16
1984-85	1-2-0	1-0-0	0-2-0	10-13	1992-93	3-0-0	1-0-0	2-0-0	21-8
1985-86	1-2-0	1-1-0	0-1-0	12-10	1993-94	4-1-0	2-0-0	2-1-0	23-22
1986-87	0-3-0	0-1-0	0-2-0	12-18	1994-95	2-2-0	1-1-0	1-1-0	15-16
					TOTAL	25-24-4	13-10-3	12-14-1	229-229

1994-95 SEASON NOTES—(Feb. 16, H-2 at P-5): Luc Robitaille records his third career four-goal game to lead the Penguins. The win improves the Penguins record to 12-0-1, the best start in their 28-year history, and tied for the third longest in NHL history with the 1972-73 Montreal Canadiens (9-0-4). Ron Francis records his 1,100th career point with an assist. **(Feb. 18, P-2 at H-4):** Robert Kron scores twice to lead the Whalers to the win, snapping the Penguins 13-game unbeaten streak. Markus Naslund and Shawn McEachern score for the Penguins. **(Apr. 5, P-4 at H-8):** Igor Chibirev records his first career hat trick and five other Whalers score as Hartford snaps a four-game winless streak at the Civic Arena. Luc Robitaille records three points (1+2) for the Penguins. **(Apr. 23, P-4 at H-2):** Luc Robitaille scores twice, and Jim McKenzie and Chris Tamer add goals for the Penguins. Ken Wregget makes 34 saves to improve to 24-7-2 on the season.

THIS YEAR'S SCHEDULE

Oct. 20	at	Hartford	7:00
Dec. 9	at	Pittsburgh	7:35
Dec. 28	at	Pittsburgh	7:35
Feb. 23	at	Pittsburgh	7:35
Mar. 13	at	Hartford	7:00
Apr. 8	at	Hartford	7:00
(All Times Pittsburgh Time)			



PITTSBURGH VS HARTFORD



1994-95

PITTSBURGH
HARTFORD

GP	W	L	T	PTS	GF	GA	PPG	SHG	PEN	PIM
4	2	2	0	4	15	16	2-18	0	36	101
4	2	2	0	4	16	15	4-18	0	35	98

AT PITTSBURGH (1-1-0)

Feb. 16 Hartford 2 (Reese) at PITTSBURGH 5 (WREGGET)
 Feb. 18 Pittsburgh 2 (Wregget) at Hartford 4 (BURKE)
 Apr. 5 HARTFORD 8 (BURKE) at Pittsburgh 4 (Young)
 Apr. 23 PITTSBURGH 4 (WREGGET) at Hartford 2 (Burke)

AT HARTFORD (1-1-0)

WG - Murphy
 WG - Pronger
 WG - Wesley
 WG - McKenzie

GOALS & SHOTS BY PERIODS

	1ST	2ND	3RD	OVT	TOTAL
PITTSBURGH	3-37	8-37	4-39	—	15-113
HARTFORD	6-50	4-48	6-50	—	16-148

PITTSBURGH	GP	G	A	PTS	PIM	SOG	+/-	HARTFORD	GP	G	A	PTS	PIM	SOG	+/-
Robitaille	4	7	2	9	7	13	+4	Turcotte	4	0	5	5	2	11	-1
Jagr	4	1	6	7	4	15	+2	Carson	3	1	3	4	15	4	+2
Francis	3	0	5	5	0	5	+4	Chibirev	1	3	0	3	0	4	+3
Murphy	4	2	1	3	2	12	-2	Kron	3	3	0	3	2	14	-2
McEachern	4	1	1	2	0	13	+3	Smyth	2	1	2	3	0	5	+1
Sandstrom	4	1	1	2	8	7	E	Pronger	4	1	2	3	6	16	E
Cullen	4	0	2	2	11	5	-1	Kucera	4	0	3	3	4	8	E
Naslund	2	1	0	1	0	1	+1	Verbeek	2	2	0	2	2	4	+1
McKenzie	4	1	0	1	4	3	E	Sanderson	3	1	1	2	0	9	-1
Tamer	4	1	0	1	19	4	+5	Cassels	3	0	2	2	2	8	-1
Maciver	1	0	1	1	0	1	+1	Chase	3	0	2	2	9	1	+2
Stevens	2	0	1	1	2	8	-3	Janssens	4	0	2	2	5	1	+2
Taglianetti	2	0	1	1	2	1	-1	Nikolishin	3	1	0	1	2	9	-1
Hudson	3	0	1	1	2	1	-1	Rice	3	1	0	1	6	4	E
Mullen	3	0	1	1	0	2	-1	Ranheim	4	1	0	1	2	6	-2
Barrie	4	0	1	1	9	2	-3	Wesley	4	1	0	1	6	15	-1
Joseph	4	0	1	1	4	11	-2	Drury	3	0	1	1	0	4	-1
U.Samuelsson	4	0	1	1	21	3	+1	Glynn	3	0	1	1	4	3	+1
Berehowsky	1	0	0	0	2	0	+2	Burt	4	0	1	1	5	5	+2
Leroux	1	0	0	0	0	0	-1	Lemieux	4	0	1	1	10	12	-1
Murray	1	0	0	0	0	0	E	Daniels	1	0	0	0	5	0	-1
Straka	1	0	0	0	0	0	-1	Featherstone	1	0	0	0	0	0	-2
Young	1	0	0	0	0	0	-	Godynnyuk	1	0	0	0	2	2	E
Jennings	3	0	0	0	2	2	-4	Reese	1	0	0	0	0	0	-
Wregget	3	0	0	0	0	0	-	Sandlak	1	0	0	0	0	0	-2
K.Samuelsson	4	0	0	0	2	4	+1	Storm	1	0	0	0	0	0	E
								Burke	3	0	0	0	0	0	E
								McCrimmon	3	0	0	0	9	3	-3
TOTAL	4		(15-26-41)	101	113			TOTAL	4		(16-26-42)	98	148		

GOALTENDERS

	GP	MP	GF	GA	ENG	SO	AVG	SHOTS	SPCT.	W-L-T
Wregget (P)	3	178:25	11	8	0	0	2.69	99	.919	2-1-0
Young (P)	1	60:00	4	8	0	0	8.00	49	.837	0-1-0
PITTSBURGH TOTAL	4	240:00	15	16	0	0	4.00	148	.892	2-2-0
Burke (H)	3	179:32	14	9	1	0	3.01	86	.895	2-1-0
Reese (H)	1	60:00	2	5	0	0	5.00	26	.808	0-1-0
HARTFORD TOTAL	4	240:00	16	15	1	0	3.75	113	.867	2-2-0

POWER PLAY GOALS:

PITTSBURGH (2 for 18) - Murphy, Robitaille
 HARTFORD (4 for 18) - Kron, Pronger, Rice, Wesley

HAT TRICKS:

PITTSBURGH (1) - Robitaille (4 - Feb. 16)
 HARTFORD (1) - Chibirev (Apr. 5)

**Geoff Sanderson has led the Whalers in goals, in each of the last three years...
 Goaltender Sean Burke has won 34 of the Whalers 46 wins over the last two seasons.**

MONTREAL CANADIENS



JACQUES DEMERS



PIERRE TURGEON

Location: 2313 St. Catherine St. W., Montreal, Que. H3H 1N2
Founded: 1909
President: Ronald Corey
Managing Director: Serge Savard
Head Coach: Jacques Demers
NHL Career Record (Seasons): 374-367-113 (11)
Assistant Coaches: Jacques Laperriere, Charles Thiffault, Steve Shutt
Director of Communications: Donald Beauchamp
Trainer: Gaetan Lefebvre
Arena (Capacity): Montreal Forum (17,959)
General Office Phone: (514) 932-2582
Press Box Phone: (514) 989-2872
FAX Phone: (514) 932-8285
Starting Times of Games: EN-7:35; ex: Jan. 27-1:30; Jan. 28-3:00
Team Colors: Red, White and Blue
Radio: CBF 690 AM, CJAD 800 AM
Commercial TV: CBFT, TQS, CBMT
Cable TV: RDS
All-Time NHL Record: 2539-1525-744
1994-95 Record: 18-23-7
1994-95 Finish: 6th (Northeast Division)
1995 Playoff Record: Did Not Qualify for Playoffs
1994-95 Top Scorer: Mark Recchi (16-32-48)
Stanley Cup Titles: 24 (1916, 1924, 1930-31, 1944, 1946, 1953, 1956-60, 1965-66, 1968-69, 1971, 1973, 1976-79, 1986 and 1993)

All-Time Montreal Scorer vs. Pittsburgh:
 Guy Lafleur (61 gp, 44-53-97)
All-Time Pittsburgh Scorer vs. Montreal:
 Jean Pronovost (56 gp, 22-19-41)
Longest Montreal Win Streak vs. Pittsburgh:
 10, Apr. 2, 1975 - Dec. 4, 1976
Longest Pittsburgh Win Streak vs. Montreal:
 3, Jan. 23, 1988 - Oct. 29, 1988
Longest Montreal Undefeated Streak vs. Pittsburgh:
 18, Jan 13, 1972 - Jan. 26, 1975 (15-0-3)
Longest Pittsburgh Undefeated Streak vs. Montreal:
 4, Mar. 28, 1992 - Apr. 7, 1993 (3-0-1)
Last Pittsburgh Win at Home: Mar. 13, 1995 (4-2)
 (0-0-0 since last win)
Last Montreal Win at Home: Apr. 8, 1995 (2-1)
 (0-0-0 since last win)
Last Pittsburgh Win at Montreal: Oct. 29, 1988 (5-4)
 (0-9-2 since last win)
Last Montreal Win at Pittsburgh: Feb. 7, 1994 (4-1)
 (0-2-0 since last win)
Most Goals by Pittsburgh vs. Montreal:
 7, Jan. 15, 1983 (M, 8-7)
Most Goals by Montreal vs. Pittsburgh:
 12, Feb. 22, 1979 (M, 12-0)
Most Goals by Both Teams: 15, Jan. 15, 1983 (M, 8-7)
Last Pittsburgh Shutout vs. Montreal:
 Mar. 3, 1971 (4-0) — Les Binkley
Last Montreal Shutout vs. Pittsburgh:
 Feb. 22, 1979 (12-0) — Michel Larocque
Last Pittsburgh Hat Trick vs. Montreal:
 Apr. 7, 1993 — Rick Tocchet
Last Montreal Hat Trick vs. Pittsburgh:
 Mar. 18, 1989 — Mats Naslund
Last Pittsburgh Trade with Montreal: Dec. 23, 1987,
 Perry Ganchar to Pittsburgh for future considerations
Overtime Record vs. Pittsburgh: 0-4-6

PITTSBURGH VS. MONTREAL REGULAR SEASON

YEAR	TOTAL	HOME	ROAD	GF-GA	YEAR	TOTAL	HOME	ROAD	GF-GA
1967-68	0-4-0	0-2-0	0-2-0	11-16	1981-82	1-2-0	1-0-0	0-2-0	9-14
1968-69	1-4-1	0-2-1	1-2-0	16-21	1982-83	1-2-0	1-1-0	0-1-0	11-15
1969-70	2-4-0	2-1-0	0-3-0	15-19	1983-84	0-2-1	0-0-1	0-2-0	6-11
1970-71	1-3-2	1-1-1	0-2-1	13-20	1984-85	1-2-0	1-1-0	0-1-0	11-13
1971-72	1-4-1	1-1-1	0-3-0	16-25	1985-86	0-2-1	0-1-0	0-1-1	10-13
1972-73	0-5-0	0-2-0	0-3-0	12-29	1986-87	1-1-1	1-1-0	0-0-1	11-11
1973-74	0-4-1	0-3-0	0-1-1	10-21	1987-88	2-1-0	1-0-0	1-1-0	11-8
1974-75	1-4-1	1-1-1	0-3-0	15-28	1988-89	1-2-0	0-2-0	1-0-0	8-16
1975-76	0-6-0	0-3-0	0-3-0	19-35	1989-90	1-2-0	1-0-0	0-2-0	4-17
1976-77	0-4-2	0-1-2	0-3-0	11-34	1990-91	0-2-1	0-1-1	0-1-0	11-15
1977-78	1-5-0	1-2-0	0-3-0	19-35	1991-92	1-2-0	1-0-0	0-2-0	8-9
1978-79	2-5-1	2-2-0	0-3-1	19-38	1992-93	2-0-1	2-0-0	0-0-1	12-8
1979-80	1-2-1	1-0-0	0-2-0	14-22	1993-94	1-3-1	1-1-0	0-2-1	7-20
1980-81	2-2-0	1-1-0	1-1-0	10-11	1994-95	2-2-0	2-0-0	0-2-0	13-13
					TOTAL	26-81-16	22-30-9	4-51-7	332-537

1994-95 SEASON NOTES (Feb. 11, M-1 at P-3): Jaromir Jagr scores twice, and Ken Wregget makes 31 saves as the Penguins improve to 10-0-1 on the season, 5-0-0 at home. **(Mar. 13, M-2 at P-4):** Jaromir Jagr records the game-winning goal, his seventh of the season, at 17:31 of the third period. Ron Francis adds three assists for the Penguins who win their third game in a row. **(Mar. 15, P-5 at M-8):** Mathieu Schneider scores twice and Vincent Damphousse records four assists as the Canadiens stretch their home unbeaten streak against the Penguins to 10 games (8-0-2). **(Apr. 8, P-1 at M-2):** Patrick Roy makes 31 saves to lead the Canadiens to the win. The Penguins all-time record at Montreal falls to 4-51-7. Tomas Sandstrom scores the Penguins lone goal.

THIS YEAR'S SCHEDULE

Dec. 7	at	Pittsburgh	7:35
Dec. 22	at	Pittsburgh	7:35
Dec. 23	at	Montreal	7:35
Jan. 12	at	Pittsburgh	:35
Feb. 24	at	Montreal	7:35

(All Times Pittsburgh Time)



PITTSBURGH VS MONTREAL



1994-95	GP	W	L	T	PTS	GF	GA	PPG	SHG	PEN	PIM
PITTSBURGH	4	2	2	0	4	13	13	3-17	0	15	33
MONTREAL	4	2	2	0	4	13	13	3-12	0	21	53

AT PITTSBURGH (2-0-0)

Feb. 11 Montreal 1 (Roy) at PITTSBURGH 3 (WREGGET)
 Mar. 13 Montreal 2 (Roy) at PITTSBURGH 4 (WREGGET)
 Mar. 15 Pittsburgh 5 (Wregget) at MONTREAL 8 (ROY)
 Apr. 8 Pittsburgh 1 (Young) at MONTREAL 2 (ROY)
 Young replaced Wregget at 23:13 on Mar. 15

AT MONTREAL (0-2-0)

WG - McEachern
 WG - Jagr
 WG - Bellows
 WG - Turgeon

GOALS & SHOTS BY PERIODS

	1ST	2ND	3RD	OVT	TOTAL
PITTSBURGH	3-36	6-43	4-45	—	13-124
MONTREAL	6-38	5-50	2-30	—	13-118

PITTSBURGH	GP	G	A	PTS	PIM	SOG	+/-	MONTREAL	GP	G	A	PTS	PIM	SOG	+/-
Francis	4	1	5	6	0	17	+3	Damphousse	4	1	5	6	4	9	+1
Jagr	4	5	0	5	0	17	+2	Muller	3	2	3	5	0	11	-2
McEachern	4	3	1	4	8	10	+2	Schneider	3	2	4	6	6	9	-2
Straka	3	0	3	3	2	3	+2	Recchi	4	1	3	4	0	12	-5
U.Samuels	4	0	3	3	2	4	+2	Keane	4	2	1	3	2	7	+3
Sandstrom	4	2	0	2	2	8	-4	Brisebois	3	1	2	3	12	7	+1
Hudson	4	1	1	2	6	5	+4	Bellows	4	1	1	2	2	10	-2
Robitaille	4	1	1	2	0	8	+2	Odelein	4	1	1	2	2	3	E
Jennings	4	0	2	2	2	2	+1	Brunet	4	0	2	2	2	6	+1
Joseph	2	0	2	2	0	4	+1	Turgeon	1	1	0	1	0	5	+1
Murphy	4	0	2	2	0	14	-2	Bure	3	1	0	1	0	6	+2
Leroux	3	0	1	1	0	1	+2	Petrov	1	0	1	1	0	5	+1
Mullen	3	0	1	1	2	6	-2	DiPietro	1	0	0	0	0	1	-1
K.Samuels	4	0	1	1	0	6	-1	Malakhov	1	0	0	0	4	3	+1
Christian	1	0	0	0	0	2	E	Popovic	1	0	0	0	0	0	E
Maciver	1	0	0	0	0	2	E	Ronan	1	0	0	0	2	2	+1
Murray	1	0	0	0	2	0	E	Sarault	1	0	0	0	0	0	E
Naslund	1	0	0	0	0	0	E	Brashear	3	0	0	0	4	1	-1
Stevens	1	0	0	0	0	4	-1	Darby	3	0	0	0	0	1	-3
Taglianetti	1	0	0	0	0	1	-1	Savage	3	0	0	0	0	3	+1
Andrusak	2	0	0	0	0	0	E	Daigneault	4	0	0	0	2	2	+3
Hawgood	2	0	0	0	0	0	E	Fogarty	4	0	0	0	2	4	-1
McKenzie	2	0	0	0	2	2	-2	Lamb	4	0	0	0	0	2	E
Young	2	0	0	0	0	0	-	Racine	4	0	0	0	0	5	-2
Tamer	3	0	0	0	5	2	-2	Roy	4	0	0	0	2	0	-
Wregget	4	0	0	0	0	0	-	Stevenson	4	0	0	0	7	4	E
Barrie	4	0	0	0	0	1	-2								
Cullen	4	0	0	0	0	5	-3								
TOTAL	4	(13-23-36)	33	124				TOTAL	4	(13-21-34)	53	118			

GOALTENDERS

	GP	MP	GF	GA	ENG	SO	AVG	SHOTS	SPCT.	W-L-T
Young (P)	2	95:55	4	5	0	0	3.13	38	.868	0-2-0
Wregget (P)	3	143:13	9	8	0	0	3.35	80	.900	2-0-0
PITTSBURGH TOTAL	4	240:00	13	13	2	0	3.25	118	.890	2-2-0
Roy (M)	4	238:10	13	11	2	0	2.77	122	.910	2-2-0
MONTREAL TOTAL	4	240:00	13	13	2	0	3.25	124	.895	2-2-0

POWER PLAY GOALS:

PITTSBURGH (3 for 17) - Sandstrom 2, Jagr
 MONTREAL (3 for 12) - Damphousse, Muller, Schneider

Patrick Roy has played in 529 career games for the Canadiens. Only Jacques Plante (556) has played more games in goal for the Canadiens...The Canadiens have not had a 100-point scorer since Mats Naslund scored 110 points in 1985-86...The Canadiens have won the Stanley Cup 24 times...The Canadiens did not make the playoffs last season for the first time in 25 years.

OTTAWA SENATORS



RICK BOWNESS



ALEXANDRE DAIGLE

Location: 301 Moodie Dr., Suite 200, Nepean, Ontario K2H 9C4

Founded: 1990

President and General Manager: Randy Sexton

Head Coach: Rick Bowness

NHL Career Record (Seasons): 77-214-33 (4)

Assistant Coaches: Alain Vigneault and Glenn "Chico" Resch

Media Relations Director: Laurent Benoit

Media Relations Assistant: Dominick Saillant

Trainers: Ed Georgica and Conrad Lackten

Arena (Capacity): Ottawa Civic Center (10,575)

General Office Phone: (613) 721-0115

Press Box Phone: (613) 223-0053

FAX Phone: (613) 721-9358

Starting Times of Games: EN-7:35; Sun. 7:05; Mat.-1:35

Team Colors: Black, Red and Gold

Radio: CFRA-AM, CJRC Radimutuel

Commercial TV: CHRO-TV 20

Cable TV: None

All-Time NHL Record: 33-165-18

1994-95 Record: 9-34-5

1994-95 Finish: 7th (Northeast Division)

1995 Playoff Record: Did Not Qualify for Playoffs

1994-95 Top Scorer: Alexei Yashin (21-23-44)

Stanley Cup Titles: None

All-Time Ottawa Scorer vs. Pittsburgh:

Alexei Yashin (9gp, 1-6-7)

All-Time Pittsburgh Scorer vs. Ottawa:

Kevin Stevens (13gp, 5-11-16); Ron Francis (13gp, 5-11-16)

Longest Ottawa Win Streak vs. Pittsburgh:

1, Feb. 25, 1993

Longest Pittsburgh Win Streak vs. Ottawa:

8, Jan. 3, 1994 - Apr. 15, 1995 — current

Longest Ottawa Undeclared Streak vs. Pittsburgh:

1, Feb. 25, 1993 (1-0-0); Nov. 27, 1993 (0-0-1)

Longest Pittsburgh Undeclared Streak vs. Ottawa:

8, Jan. 3, 1994 - Apr. 15, 1995 (8-0-0) — current

Last Pittsburgh Win at Home: Apr. 15, 1995 (5-2)

(0-0-0 since last win)

Last Ottawa Win at Home: Feb. 25, 1993 (2-1)

(0-4-0 since last win)

Last Pittsburgh Win at Ottawa: Apr. 10, 1995 (4-3)

(0-0-0 since last win)

Last Ottawa Win at Pittsburgh: None (0-6-1 since last win)

Most Goals by Pittsburgh vs Ottawa:

7, Oct. 27, 1992 (P, 7-2)

Most Goals by Ottawa vs. Pittsburgh:

4, Jan. 27, 1995 (P-5-4)

Mar. 30, 1993 (P-6-4)

Most Goals by Both Teams:

10, Mar. 30, 1993 (P, 6-4)

Last Pittsburgh Shutout vs Ottawa:

Apr. 11, 1994 — Tom Barrasso

Last Ottawa Shutout vs. Pittsburgh: None

Last Pittsburgh Hat Trick vs. Ottawa: None

Last Ottawa Hat Trick vs. Pittsburgh: None

Last Pittsburgh Trade With Ottawa: Apr. 7, 1995, Norm Maciver and Troy Murray to Pittsburgh for Martin Straka.

Overtime Record vs. Pittsburgh: 0-0-1

PITTSBURGH PENGUINS vs. OTTAWA SENATORS

REGULAR SEASON

YEAR	TOTAL	HOME	ROAD	GF-GA	YEAR	TOTAL	HOME	ROAD	GF-GA
1992-93	3-1-0	2-0-0	1-1-0	20-9	1994-95	4-0-0	2-0-0	2-0-0	18-12
1993-94	4-0-1	2-0-1	2-0-0	19-6	TOTAL	11-1-1	6-0-1	5-1-0	57-27

1994-95 SEASON NOTES: (Jan. 27, 0-4 at P-5): Mike Hudson scores the game-winning goal at 3:12 of the third period as the Penguins win their home opener. Ottawa scores three second period goals to tie the game. (Mar. 19 P-4 at O-3): Jaromir Jagr scores two goals, and Ron Francis adds a goal and an assist to lead the Penguins. Ken Wregget makes 26 saves for the Penguins who snap a two-game road losing streak. (Apr. 10, P-4 at O-3): The Penguins score three unanswered goals to come back from a 3-1 deficit and post their seventh straight win over the Senators. Rookie Philippe DeRouville makes 24 saves to earn his first career win in his first NHL start. (Apr. 15, O-2 at P-5): Tomas Sandstrom scores twice and Chris Tamer scores his first NHL goal as the Penguins win their third game in a row and eighth in a row over Ottawa.

THIS YEAR'S SCHEDULE

Nov. 8	at	Ottawa	7:35
Nov. 28	at	Pittsburgh	7:35
Jan. 3	at	Pittsburgh	7:35
Jan. 24	at	Ottawa	7:35
Mar. 7	at	Pittsburgh	7:35
Apr. 11	at	Ottawa	7:35

(All Times Pittsburgh Times)



PITTSBURGH VS OTTAWA



1994-95	GP	W	L	T	PTS	GF	GA	PPG	SHG	PEN	PIM
PITTSBURGH	4	4	0	0	8	18	12	5-20	0	31	84
OTTAWA	4	0	4	0	0	12	18	5-22	0	32	91

AT PITTSBURGH (2-0-0)

Jan. 27 Ottawa 4 (Billington) at PITTSBURGH 5 (WREGGET)
 Mar. 19 PITTSBURGH 4 (WREGGET) at Ottawa 3 (Billington)
 Apr. 10 PITTSBURGH 4 (DEROUVILLE) at Ottawa 3 (Beaupre)
 Apr. 15 Ottawa 2 (Madeley) at PITTSBURGH 5 (WREGGET)

AT OTTAWA (2-0-0)

WG - Hudson
 WG - Murphy
 WG - Robitaille
 WG - Sandstrom

GOALS & SHOTS BY PERIODS

	1ST	2ND	3RD	OVT	TOTAL
PITTSBURGH	8-48	4-37	6-45	—	18-130
OTTAWA	5-41	6-40	1-39	—	12-120

PITTSBURGH	GP	G	A	PTS	PIM	SOG	+/-	OTTAWA	GP	G	A	PTS	PIM	SOG	+/-
Jagr	4	4	2	6	2	15	+1	Bonk	4	1	3	4	4	6	-1
Sandstrom	4	2	3	5	0	12	+2	Daigle	4	0	4	4	0	11	-1
Stevens	4	2	3	5	12	11	+2	Cunneynworth	4	2	1	3	6	6	+3
Francis	4	1	4	5	8	8	+1	Yashin	4	1	2	3	2	14	-5
Mullen	4	2	2	4	0	6	+2	Elynuik	4	0	3	3	0	8	+1
Robitaille	4	1	3	4	4	7	+3	Gaudreau	3	1	1	2	0	7	+3
Murphy	4	2	1	3	2	11	+4	Neckar	4	1	1	2	6	4	-1
Cullen	4	1	2	3	0	12	+2	Hill	4	0	2	2	4	6	-4
U.Samuels	4	1	2	3	0	6	+2	Archibald	1	1	0	1	0	4	E
Maciver	2	0	3	3	0	4	+3	Turgeon	1	1	0	1	2	3	+1
T.Murray	2	0	2	2	0	3	+2	Maciver	2	1	0	1	0	3	-2
Hudson	3	1	0	1	4	1	+1	Straka	2	1	0	1	0	4	-2
Tamer	3	1	0	1	0	4	E	Huffman	3	1	0	1	12	4	-2
Joseph	3	0	1	1	12	8	-1	Picard	3	1	0	1	4	3	-1
K.Samuels	3	0	1	1	4	3	+1	Levins	2	0	1	1	15	0	+1
Barrie	4	0	1	1	4	3	+1	T.Murray	2	0	1	1	0	3	-1
Berehowsky	1	0	0	0	4	1	E	McLlwain	4	0	1	1	0	7	-7
DeRouville	1	0	0	0	0	0	-	Bicanek	1	0	0	0	0	3	+1
Fitzgerald	1	0	0	0	0	2	E	Demitra	1	0	0	0	0	0	-2
Hawgood	1	0	0	0	0	0	E	Huard	1	0	0	0	0	0	-1
Jennings	1	0	0	0	0	1	+2	Madeley	1	0	0	0	0	0	-
McKenzie	2	0	0	0	17	0	+1	Mallette	1	0	0	0	2	1	E
Straka	2	0	0	0	2	1	+1	Beaupre	2	0	0	0	0	0	-
Wregget	3	0	0	0	0	0	-	Billington	2	0	0	0	0	0	-
Leroux	4	0	0	0	7	2	E	Laperriere	2	0	0	0	0	2	-1
McEachern	4	0	0	0	0	9	-1	Larouche	2	0	0	0	2	4	-1
Bench					2			Pitlick	2	0	0	0	4	2	E
								Dahlquist	3	0	0	0	6	5	-3
								Bourque	4	0	0	0	6	6	-3
								Paek	4	0	0	0	16	4	-1
TOTAL	4		(18-30-48)	84	130			TOTAL	4		(12-20-32)	91	120		

GOALTENDERS	GP	MP	GF	GA	ENG	SO	AVG	SHOTS	SPCT.	WL-T
DeRouville (P)	1	60:00	4	3	0	0	3.00	27	.889	1-0-0
Wregget (P)	3	180:00	14	9	0	0	3.00	93	.903	3-0-0
PITTSBURGH TOTAL	4	240:00	18	12	0	0	3.00	120	.900	4-0-0
Beaupre (O)	2	99:27	6	6	0	0	3.62	46	.870	0-2-0
Madeley (O)	1	60:00	2	5	0	0	5.00	47	.894	0-1-0
Billington (O)	2	78:46	4	7	0	0	5.33	37	.811	0-1-0
OTTAWA TOTAL	4	240:00	12	18	0	0	4.50	130	.862	0-4-0

POWER PLAY GOALS:


PITTSBURGH (5 for 20) - Jagr 2, Stevens 2, Murphy
 OTTAWA (5 for 22) - Cunneynworth 2, Huffman, Maciver, Yashin

The Penguins are 6-0-1 in seven home games against the Senators. Alexei Yashin is the Senators' career leader in points (123) and goals (51)...Goaltender Don Beaupre recorded eight of Ottawa's nine wins in 1994-95.



DOUG MACLEAN

FLORIDA PANTHERS



JESSE BELANGER

Location: 100 NE Third Ave., 10th Floor, Ft. Lauderdale, FL 33301

Founded: 1992

President: William A. Torrey

General Manager: Bryan Murray

Head Coach: Doug MacLean

NHL Career Record (Seasons): First Season

Assistant Coach: Lindy Ruff

Goaltending Coach: Bill Smith

Director of Public and Media Relations: Greg Bouris

Public/Media Relations Associates: Ron Colangelo and Kevin Dessart

Trainer: David Smith

Arena (Capacity): Miami Arena (14,503)

General Office Phone: (305) 768-1900

Press Box Phone: (305) 372-3540

FAX Phone: (305) 768-1920

Starting Times of Games: WN-7:35; Sun.-6:05, except Jan. 1, 12:05

Team Colors: Red, Navy Blue and Yellow Gold

Radio: WQAM 560 AM

Commercial TV: WBFS-TV 33

Cable TV: Sunshine Network

All-Time NHL Record: 53-56-23

1994-95 Record: 20-22-6

1994-95 Finish: 5th (Atlantic Division)

1995 Playoff Record: Did Not Qualify for Playoffs

1994-95 Top Scorer: Jesse Belanger (15-14-29)

Stu Barnes (10-19-29)

Stanley Cup Titles: None

All-Time Florida Scorer vs. Pittsburgh:

Scott Mellanby (8gp, 2-3-5); Stu Barnes (7gp, 3-2-5)

All-Time Pittsburgh Scorer vs. Florida:

Joe Mullen (8gp, 6-5-11)

Longest Pittsburgh Win Streak vs. Florida:

4 - Feb. 1, 1994 - Feb. 7, 1995

Longest Florida Win Streak vs. Pittsburgh:

2 - Mar. 26, 1995 to May 3, 1995—Current

Longest Pittsburgh Undeclared Streak vs. Florida:

5 - Jan. 13, 1994 to Feb. 7, 1995 (4-0-1)

Longest Florida Undeclared Streak vs. Pittsburgh:

2 - Mar. 26, 1995 to May 3, 1995 (2-0-0)—Current

Last Pittsburgh Win at Home: Feb. 7, 1995 (7-3)

(0-1-0 since last win)

Last Florida Win at Home: Mar. 26, 1995 (2-0)

(0-0-0 since last win)

Last Pittsburgh Win at Florida: Jan. 23, 1995 (6-5)

(0-1-0 since last win)

Last Florida Win at Pittsburgh: May 3, 1995 (4-3)

(0-0-0 since last win)

Most Goals by Pittsburgh vs. Florida:

7, Feb. 7, 1995 (P, 7-3)

Most Goals by Florida vs. Pittsburgh:

5, Jan. 23, 1995 (P, 6-5)

Most Goals by Both Teams: 11, Jan. 23, 1995 (P, 6-5)

Last Pittsburgh Shutout vs. Florida: None

Last Florida Shutout vs. Pittsburgh: Mar. 26, 1995 (2-0)

John Vanbiesbrouck

Last Pittsburgh Hat Trick vs. Florida: None

Last Florida Hat Trick vs. Pittsburgh: None

Last Pittsburgh Trade with Florida: March 19, 1994,

Greg Hawgood to Pittsburgh for Jeff Daniels

Overtime Record vs. Pittsburgh: 0-0-1

PITTSBURGH PENGUINS vs. FLORIDA PANTHERS REGULAR SEASON

YEAR	TOTAL	HOME	ROAD	GF-GA	YEAR	TOTAL	HOME	ROAD	GF-GA
1993-94	3-0-1	1-0-1	2-0-0	10-7	1994-95	2-2-0	1-1-0	1-1-0	16-14
					TOTAL	5-2-1	2-1-1	3-1-0	26-21

1994-95 SEASON NOTES (Jan. 23, P-6 at F-5): Joe Mullen leads the Penguins with three points (2+1) to their second straight win at the start of the season. Jaromir Jagr scores the game-winning goal for the second straight game. **(Feb. 7, F-3 at P-7):** Joe Mullen records four points (2+2) in the Penguins win, to become the first American-born player to record 1,000 career points. John Cullen adds a goal and two assists. **(Mar. 26 P-0 at F-2):** John Vanbiesbrouck makes 24 saves to post the shutout for Florida, their first home victory over the Penguins. **(May 3, F-4 at P-3):** Jaromir Jagr records an assist to become the first European trained player to win the NHL scoring title, but Jason Wooley's two points (1+1) lead the Panthers to the win. The loss is the Penguins third in a row, their longest losing streak of the season.

THIS YEAR'S SCHEDULE

Dec. 1	at	Pittsburgh	7:35
Dec. 30	at	Pittsburgh	7:35
Jan. 29	at	Florida	7:35
Mar. 28	at	Florida	7:35
(All Times Pittsburgh Times)			



PITTSBURGH VS FLORIDA



1994-95

**PITTSBURGH
FLORIDA**

GP	W	L	T	PTS	GF	GA	PPG	SHG	PEN	PIM
4	2	2	0	4	16	14	2-17	0	32	83
4	2	2	0	4	14	16	4-22	0	29	83

AT PITTSBURGH (1-1-0)

Jan. 23 PITTSBURGH 6 (WREGGET) at Florida 5 (Vanbiesbrouck)
 Feb. 7 Florida 3 (Vanbiesbrouck) at PITTSBURGH 7 (WREGGET)
 Mar. 26 Pittsburgh 0 (Young) at FLORIDA 2 (VANBIESBROUCK)
 May 3 FLORIDA 4 (VANBIESBROUCK) at Pittsburgh 3 (Wregget)

AT FLORIDA (1-1-0)

WG - Jagr
 WG - Mullen
 WG - Belanger
 WG - Mellanby

GOALS & SHOTS BY PERIODS:

	1ST	2ND	3RD	OVT	TOTAL
PITTSBURGH	3-48	8-48	5-30	—	16-126
FLORIDA	1-30	7-36	6-38	—	14-104

PITTSBURGH	GP	G	A	PTS	PIM	SOG	+/-	FLORIDA	GP	G	A	PTS	PIM	SOG	+/-
Mullen	4	4	4	8	0	12	+5	Barnes	4	2	2	4	2	12	+1
Cullen	4	2	4	6	2	6	E	Belanger	4	2	1	3	0	11	-3
Sandstrom	3	2	2	4	2	7	+4	Woolley	2	1	2	3	0	6	+3
Jagr	4	1	2	3	2	14	+1	G.Murphy	3	1	2	3	0	4	-3
Francis	4	0	3	3	0	11	+1	Lindsay	4	1	2	3	0	4	E
Straka	3	2	0	2	2	3	+1	Hull	4	2	0	2	0	4	E
Robitaille	3	1	1	2	8	8	E	Mellanby	4	2	0	2	20	10	-6
Stevens	3	1	1	2	8	12	-4	T.Fitzgerald	4	1	1	2	5	10	E
Barrie	4	0	2	2	5	9	+1	Niedermayer	4	1	1	2	7	5	-1
L.Murphy	4	0	2	2	4	10	E	Lowry	3	0	2	2	2	1	E
R.Fitzgerald	1	1	0	1	0	3	+1	Duchesne	1	1	0	1	0	2	E
Naslund	2	1	0	1	0	5	+1	Svehla	1	0	1	1	0	2	E
McKenzie	3	1	0	1	6	1	+1	Garpenlov	2	0	1	1	0	4	E
Maciver	1	0	1	1	0	0	E	Laus	2	0	1	1	17	1	+1
Park	1	0	1	1	2	4	+1	Moller	2	0	1	1	2	1	-1
McEachern	2	0	1	1	0	2	-1	Benning	3	0	1	1	2	2	-6
Hawgood	3	0	1	1	0	3	+1	Lomakin	3	0	1	1	2	5	-3
Jennings	3	0	1	1	4	4	+2	Hough	4	0	1	1	4	3	+1
Joseph	3	0	1	1	2	2	+1	Skrudland	4	0	1	1	10	4	-1
Murray	1	0	0	0	2	0	-1	K. Brown	1	0	0	0	0	0	E
Young	1	0	0	0	0	0	-	Eakins	1	0	0	0	0	0	+3
Tamer	2	0	0	0	7	0	-1	Richer	1	0	0	0	2	0	E
Hudson	3	0	0	0	0	2	+1	Svensson	1	0	0	0	2	2	E
U.Samuelsson	3	0	0	0	6	2	-1	Cirella	3	0	0	0	4	1	-5
Wregget	3	0	0	0	0	0	-	Kudelski	3	0	0	0	0	5	+1
Leroux	4	0	0	0	15	2	+3	Smith	4	0	0	0	0	5	-1
K.Samuelsson	4	0	0	0	6	4	+3	Vanbiesbrouck	4	0	0	0	2	0	-
TOTAL	4	(16-26-42)	83	126				TOTAL	4	(14-21-35)	83	104			

GOALTENDERS

	GP	MP	GF	GA	ENG	SO	AVG	SHOTS	SPCT.	W-L-T
Young (P)	1	58:45	0	2	0	0	2.04	22	.909	0-1-0
Wregget (P)	3	178:37	16	12	0	0	4.03	82	.854	2-1-0
PITTSBURGH TOTAL	4	240:00	16	14	0	0	3.50	104	.865	2-2-0
Vanbiesbrouck (F)	4	238:44	14	16	0	0	4.02	126	.873	2-2-0
FLORIDA TOTAL	4	240:00	14	16	0	0	4.00	126	.873	2-2-0

POWER PLAY GOALS:

PITTSBURGH (2 for 17) - Mullen 2
 FLORIDA (4 for 22) - Belanger 2, Mellanby, G. Murphy

Goaltender John Vanbiesbrouck has recorded 35 of Florida's 53 wins during their first two seasons...The Panthers have a better road record (29-26-11) during their first two seasons than home record (24-30-12).



JACQUES LEMAIRE

NEW JERSEY DEVILS



CLAUDE LEMIEUX

Location: P.O. Box 504, East Rutherford, NJ 07073
Founded: 1974 (Kansas City)
Chairman: John J. McMullen
President and General Manager: Lou Lamoriello
Head Coach: Jacques Lemaire
NHL Career Record (Seasons): 117-80-32 (3)
Assistant Coaches: Jacques Caron, Chris Nilan and Dennis Gendron
Senior Director, Media Relations: Mike Levine
Trainer: Ted Schuch
Arena (Capacity): Byrne Meadowlands Arena (19,040)
General Office Phone: (201) 935-6050
Press Box Phone: (201) 842-5726
FAX Phone: (201) 935-2127
Starting Times of Games: EN-7:35; Mat.-1:05; except Feb. 10, Apr. 7-3:00
Team Colors: Red, Black and White
Radio: WABC 770 AM
Commercial TV: None
Cable TV: SportsChannel New York
All-Time NHL Record: 534-894-228
1994-95 Record: 22-18-8
1994-95 Finish: 2nd (Atlantic Division)
1995 Playoff Record: Won, Boston, 4-1, Eastern Conference Quarterfinals; Won, Pittsburgh, 4-1, Eastern Conference Semifinals; Won, Philadelphia, 4-2, Eastern Conference Finals; Won, Detroit, 4-0, Stanley Cup Finals.
1994-95 Top Scorer: Stephane Richer (23-16-39)
Stanley Cup Titles: One (1995)

All-Time New Jersey Scorer vs. Pittsburgh: Kirk Muller (49 gp, 17-38-55)
All-Time Pittsburgh Scorer vs. New Jersey: Mario Lemieux (53 gp, 38-72-110)
Longest New Jersey Win Streak vs. Pittsburgh: 5, Dec. 23, 1987 - Oct. 21, 1988
Longest Pittsburgh Win Streak vs. New Jersey: 5, Feb. 22, 1981 - Mar. 21, 1982
Longest New Jersey Undefeated Streak vs. Pittsburgh: 7, Dec. 23, 1987 - Dec. 23, 1988 (5-0-2)
Longest Pittsburgh Undefeated Streak vs. New Jersey: 6, Feb. 22, 1981 - Oct. 5, 1982 (5-0-1); Jan. 6, 1986 - Oct. 18, 1986 (5-0-1)
Last Pittsburgh Win at Home: Mar. 24, 1995 (5-2) (0-0-0 since last win)
Last New Jersey Win at Home: Apr. 8, 1994 (7-2) (0-0-2 since last win)
Last Pittsburgh Win at New Jersey: Apr. 4, 1993 (5-2) (0-2-3 since last win)
Last New Jersey Win at Pittsburgh: Feb. 23, 1993 (3-1) (0-3-1 since last win)
Most Goals by Pittsburgh vs. New Jersey: 9, Dec. 13, 1990 (P, 9-5)
Most Goals by New Jersey vs. Pittsburgh: 8, Oct. 29, 1986 (NJ, 8-6)
Most Goals by Both Teams: 14, Oct. 29, 1986 (NJ, 8-6); Dec. 31, 1988 (P, 8-6); Dec. 13, 1990 (P, 9-5)
Last Pittsburgh Shutout vs. New Jersey: Nov. 21, 1992 (2-0) — Tom Barrasso
Last New Jersey Shutout vs. Pittsburgh: Jan. 2, 1992 (4-0) — Craig Brington
Last Pittsburgh Hat Trick vs. New Jersey: Dec. 12, 1992 — Kevin Stevens
Last New Jersey Hat Trick vs. Pittsburgh: Jan. 28, 1988 — John MacLean
Last Pittsburgh Trade with New Jersey: None
Overtime Record vs. Pittsburgh: 0-2-8

PITTSBURGH PENGUINS vs. NEW JERSEY DEVILS									
REGULAR SEASON					REGULAR SEASON				
YEAR	TOTAL	HOME	ROAD	GF-GA	YEAR	TOTAL	HOME	ROAD	GF-GA
1974-75	2-0-2	1-0-1	1-0-1	19-14	1985-86	4-2-1	2-1-0	2-1-1	28-22
1975-76	2-1-1	2-0-0	0-1-1	18-10	1986-87	3-4-0	2-2-0	1-2-0	34-31
1976-77	2-2-0	1-1-0	1-1-0	11-11	1987-88	1-6-0	0-3-0	1-3-0	21-38
1977-78	2-1-1	1-1-0	1-0-1	14-13	1988-89	4-1-2	3-0-1	1-1-1	29-24
1978-79	3-1-0	2-0-0	1-1-0	21-13	1989-90	2-4-1	1-2-0	1-2-1	22-29
1979-80	2-2-0	2-0-0	0-2-0	10-15	1990-91	4-3-0	4-0-0	0-3-0	37-31
1980-81	3-1-0	2-0-0	1-1-0	20-13	1991-92	2-5-0	1-2-0	1-3-0	20-31
1981-82	3-0-0	2-0-0	1-0-0	17-5	1992-93	6-2-1	3-1-0	3-1-1	33-25
1982-83	1-3-3	1-2-1	0-1-2	23-26	1993-94	1-2-1	1-0-1	0-2-0	10-17
1983-84	4-3-0	2-1-0	2-2-0	28-27	1994-95	1-0-2	1-0-0	0-0-2	11-8
1984-85	2-5-0	1-3-0	1-2-0	25-34	TOTAL	54-48-15	35-19-4	19-29-11	451-437

1994-95 SEASON NOTES—(Feb. 5, P-3 at NJ-3 OT): Bruce Driver's second goal of the game at 13:25 of the third period gives the Devils the tie, snapping the Penguins win streak at seven games. Jaromir Jagr (1-2) and Ron Francis (0-3) record three points each. (Mar. 24, NJ-2 at P-5): Ken Wregget makes 37 saves, but leaves the game with an ankle injury with 4:25 remaining in the Penguins fourth consecutive home win. Five different Penguins score goals with Martin Straka leading the way with three points (1-2). (Apr. 26, P-3 at NJ-3 OT): Tomas Sandstrom's 20th goal of the season at 2:11 of the third period gives the Penguins the tie. Kevin Stevens adds two goals for Pittsburgh. Tom Barrasso makes his first start of the season, making 31 saves.

THIS YEAR'S SCHEDULE

Oct. 28	at	New Jersey	7:35
Feb. 7	at	New Jersey	7:35
Mar. 9	at	Pittsburgh	1:35
Mar. 30	at	Pittsburgh	1:35
(All Times Pittsburgh Time)			



PITTSBURGH VS NEW JERSEY



1994-95	GP	W	L	T	PTS	GF	GA	PPG	SHG	PEN	PIM
PITTSBURGH	3	1	0	2	4	11	8	6-12	1	25	53
NEW JERSEY	3	0	1	2	2	8	11	2-17	0	21	49

AT PITTSBURGH (1-0-0)

Feb. 5 Pittsburgh 3 (Wregget) at New Jersey 3 (Brodeur)
 Mar. 24 New Jersey 2 (Brodeur) at PITTSBURGH 5 (WREGGET)
 Apr. 26 Pittsburgh 3 (Barrasso) at New Jersey 3 (Terrerri)
 Terreri replaced Brodeur at 47:23 on Mar. 24
 Young replaced Wregget at 55:35 on Mar. 24
 Brodeur replaced Terreri at 40:00 on Apr. 26

AT NEW JERSEY (0-0-2)

WG - Mullen

GOALS & SHOTS BY PERIODS

	1ST	2ND	3RD	OVT	TOTAL
PITTSBURGH	1-13	8-42	2-20	0-3	11-78
NEW JERSEY	2-40	5-37	1-36	0-8	8-121

PITTSBURGH	GP	G	A	PTS	PIM	SOG	+/-	NEW JERSEY	GP	G	A	PTS	PIM	SOG	+/-
Jagr	3	2	4	6	2	17	+1	Driver	3	2	1	3	0	11	E
Francis	3	0	6	6	0	4	+1	Guerin	3	0	3	3	16	11	+3
K.Stevens	2	2	1	3	4	6	+2	Brylin	2	2	0	2	2	4	+2
Sandstrom	3	2	1	3	6	5	E	MacLean	3	2	0	2	2	13	-1
Straka	2	1	2	3	2	1	-2	Zelepukin	1	1	1	2	2	1	+2
McEachern	3	0	2	2	0	6	E	Niedermayer	3	0	2	2	0	10	+1
Hawgood	2	1	0	1	2	1	E	Holik	3	1	0	1	2	7	E
Barrie	3	1	0	1	4	4	+1	Dowd	1	0	1	1	0	2	-1
Mullen	3	1	0	1	0	5	-2	Carpenter	2	0	1	1	0	0	+1
Murphy	3	1	0	1	0	6	E	Chambers	2	0	1	1	2	3	E
Maciver	1	0	1	1	4	1	+1	McKay	2	0	1	1	2	1	E
Leroux	3	0	1	1	5	1	E	Brodeur	3	0	1	1	0	0	-
Robitaille	3	0	1	1	4	6	-1	Lemieux	3	0	1	1	2	13	-2
Barrasso	1	0	0	0	0	0	-	Peluso	3	0	1	1	4	3	+1
Murray	1	0	0	0	0	0	E	Cole	1	0	0	0	0	3	E
Taglianetti	1	0	0	0	2	0	E	Daneyko	1	0	0	0	0	3	+1
Young	1	0	0	0	0	0	-	Millen	1	0	0	0	0	3	E
Cullen	2	0	0	0	2	2	-1	Modry	1	0	0	0	0	1	E
Hudson	2	0	0	0	0	0	-1	Semak	1	0	0	0	2	1	-1
Jennings	2	0	0	0	2	1	-2	Simpson	1	0	0	0	5	1	E
Joseph	2	0	0	0	0	2	+1	Broten	2	0	0	0	0	3	E
U.Samuelsson	2	0	0	0	8	2	-1	Chorske	2	0	0	0	0	0	+1
Tamer	2	0	0	0	0	6	+1	Dean	2	0	0	0	0	0	+2
Wregget	2	0	0	0	0	0	-	Richer	2	0	0	0	0	3	-2
McKenzie	3	0	0	0	0	1	-2	Terrerri	2	0	0	0	0	0	-
K.Samuelsson	3	0	0	0	6	1	-2	Albelin	3	0	0	0	0	5	-1
								Rolston	3	0	0	0	2	9	E
								S.Stevens	3	0	0	0	6	10	-1
TOTAL	3		(11-19-30)	53	78			TOTAL	3		(8-14-22)	49	121		

GOALTENDERS

	GP	MP	GF	GA	ENG	SO	AVG	SHOTS	SPCT.	W-L-T
Young (P)	1	4:25	0	0	0	0	0.00	2	1.000	0-0-0
Wregget (P)	2	120:35	8	5	0	0	2.49	85	.941	1-0-1
Barrasso (P)	1	65:00	3	3	0	0	2.77	34	.912	0-0-1
PITTSBURGH TOTAL	3	190:00	11	8	0	0	2.53	121	.934	1-0-2
Terrerri (NJ)	2	52:37	3	2	0	0	2.28	15	.867	0-0-0
Brodeur (NJ)	3	137:23	5	9	0	0	3.93	63	.857	1-0-2
NEW JERSEY TOTAL	3	190:00	8	11	0	0	3.47	78	.859	1-0-2

POWER PLAY GOALS:

PITTSBURGH (6 for 12) - Hawgood, Jagr, Mullen, Murphy
 Sandstrom, K.Stevens
 NEW JERSEY (2 for 17) - MacLean 2

SHORT-HAND GOALS:

PITTSBURGH (1) - Jagr

The New Jersey Devils won their first Stanley Cup Championship last season... The Devils beat the Penguins in the second round of the 1995 Playoffs, on their way to winning the Stanley Cup, only the second time a team has eliminated the Penguins on the way to winning the Stanley Cup (NY Islanders, 1982).



MIKE MILBURY

NEW YORK ISLANDERS



KIRK MULLER

Location: Nassau Coliseum, Uniondale, NY 11553
Founded: 1972
General Manager: Don Maloney
Head Coach: Mike Milbury
NHL Career Record (Seasons): 90-49-21 (2)
Assistant Coaches: TBA
Director of Media Relations: Ginger Killian
Media Relations Assistant: Eric Mirilis
Trainer: Ed Tyburski
Arena (Capacity): Nassau Coliseum (16,297)
General Office Phone: (516) 794-4100
Press Box Phone: (516) 542-9335
FAX Phone: (516) 542-9348
Starting Times of Games: WN-7:35; Sat./Sun-7:05; Mat-1:05
Team Colors: Blue, Orange, Atlantic Green, Silver and White
Radio: WRCN (94.3 FM; 103.9 FM); WGSM (740 AM)
Commercial TV: None
Cable TV: SportsChannel New York
All-Time NHL Record: 847-707-258
1994-95 Record: 15-28-5
1994-95 Finish: 7th (Atlantic Division)
1995 Playoff Record: Did Not Qualify for Playoffs
1994-95 Top Scorer: Ray Ferraro (22-21-43)
Stanley Cup Titles: Four (1980, 1981, 1982 and 1983)

All-Time Islanders Scorer vs. Pittsburgh:
 Bryan Trottler (82 gp, 47-58-105)
All-Time Pittsburgh Scorer vs. Islanders:
 Mario Lemieux (51 gp, 36-61-97)
Longest Islanders Win Streak vs. Pittsburgh:
 6, Dec. 20, 1983 - Nov. 10, 1984
Longest Pittsburgh Win Streak vs. Islanders:
 4, Dec. 3, 1988 - Jan. 10, 1989; Mar. 12, 1992
 Dec. 1, 1992
Longest Islanders Undefeated Streak vs. Pittsburgh:
 9, Feb. 1, 1986 - Mar. 10, 1987 (7-0-2)
Longest Pittsburgh Undefeated Streak vs. Islanders:
 9, Oct. 17, 1972 - Mar. 20, 1974 (6-0-3)
Last Pittsburgh Win at Home: Mar. 28, 1995 (6-3)
 (0-0-0 since last win)
Last Islanders Win at Home: Feb. 25, 1995 (3-1)
 (0-0-0 since last win)
Last Pittsburgh Win in Pittsburgh: Feb. 9, 1994 (5-2)
 (0-1-0 since last win)
Last Islanders Win at Pittsburgh: Feb. 10, 1994 (5-3)
 (0-2-0 since last win)
Most Goals by Pittsburgh vs. Islanders:
 9, Dec. 13, 1972 (P, 9-1)
Most Goals by Islanders vs. Pittsburgh:
 11, Dec. 20, 1983 (NY, 11-3)
Most Goals by Both Teams: 15, Feb. 6, 1990 (NY, 8-7)
Last Pittsburgh Shutout vs. Islanders:
 Nov. 3, 1992 (2-0) — Tom Barrasso
Last Islanders Shutout vs. Pittsburgh:
 Jan. 9, 1986 (9-0) — Kelly Hrudey
Last Pittsburgh Hat Trick vs. Islanders:
 Dec. 23, 1991 — Joe Mullen (4)
Last Islanders Hat Trick vs. Pittsburgh:
 Feb. 20, 1993 — Pierre Turgeon
Last Pittsburgh Trade with Islanders: None
Overtime Record vs. Pittsburgh: 3-2-7

PITTSBURGH PENGUINS vs. NEW YORK ISLANDERS										
REGULAR SEASON										
YEAR	TOTAL	HOME	ROAD	GF-GA	YEAR	TOTAL	HOME	ROAD	GF-GA	
1972-73	4-0-1	2-0-1	2-0-0	22-4	1984-85	2-5-0	2-1-0	0-4-0	20-30	
1973-74	2-1-2	0-0-2	2-1-0	9-8	1985-86	1-5-1	1-2-1	0-3-0	21-38	
1974-75	2-2-0	2-0-0	0-2-0	15-10	1986-87	0-5-2	0-2-1	0-3-1	19-29	
1975-76	1-2-1	1-1-0	0-1-1	15-21	1987-88	4-2-1	2-1-1	2-1-0	32-28	
1976-77	2-2-0	1-1-0	1-1-0	11-13	1988-89	4-2-1	3-0-0	1-2-1	32-26	
1977-78	1-2-1	1-0-1	0-2-0	14-15	1989-90	3-3-1	3-1-0	0-2-1	32-35	
1978-79	0-1-3	0-1-1	0-0-2	11-13	1990-91	5-2-0	2-1-0	3-1-0	33-23	
1979-80	1-0-3	0-0-2	1-0-1	10-9	1991-92	5-1-1	2-1-1	3-0-0	39-31	
1980-81	2-1-1	2-0-0	0-1-1	19-16	1992-93	4-3-0	2-2-0	2-1-0	26-21	
1981-82	2-6-0	2-2-0	0-4-0	22-40	1993-94	2-2-0	0-2-0	2-0-0	11-14	
1982-83	2-5-0	1-2-0	1-3-0	13-29	1994-95	3-1-0	2-0-0	1-1-0	16-10	
1983-84	1-6-0	0-4-0	1-2-0	26-38	TOTAL	53-59-19	31-24-11	22-35-8	468-499	

1994-95 SEASON NOTES—(Feb. 9, P-5 at NY-2): Shawn McEachern scores twice, and Jaromir Jagr records four points (1+3) to lead the Penguins as they improve to 9-0-1 on the season. Ken Wregget makes 31 saves in his 10th consecutive start in goal for the Penguins. **(Feb. 25, P-1 at NY-3):** Wendell Young, acquired from Tampa Bay on Feb. 16, makes 21 saves in his first start of the year in goal for the Penguins, but Ray Ferraro records a goal and an assist to lead the Islanders to the win. The loss marks the first time all season the Penguins have lost consecutive games. **(Mar. 9, NY-2 at P-4):** The Penguins snap a four-game winless streak against the Islanders at the Civic Arena with a 4-2 win. Tomas Sandstrom scores twice and John Cullen records three points (1+2) to lead the Penguins. **(Mar. 28, NY-3 at P-6):** Wendell Young makes 40 saves in his first NHL win since Apr. 9, 1994. Jaromir Jagr scores twice and Tomas Sandstrom records three points (1+2) to lead the Penguins offense.

THIS YEAR'S SCHEDULE

Oct. 26	at NY Islanders	7:30
Dec. 5	at NY Islanders	7:35
Mar. 16	at Pittsburgh	1:35
Apr. 10	at Pittsburgh	7:35
(All Times Pittsburgh Time)		



PITTSBURGH VS NY ISLANDERS



1994-95	GP	W	L	T	PTS	GF	GA	PPG	SHG	PEN	PIM
PITTSBURGH	4	3	1	0	6	16	10	3-15	1	32	98
NY ISLANDERS	4	1	3	0	2	10	16	1-14	1	33	97

AT PITTSBURGH (2-0-0)

Feb. 9 PITTSBURGH 5 (WREGGET) at NY Islanders 2 (McLennan)
 Feb. 25 Pittsburgh 1 (Young) at NY ISLANDERS 3 (SODERSTROM)
 Mar. 9 NY Islanders 2 (Soderstrom) at PITTSBURGH 4 (WREGGET)
 Mar. 28 NY Islanders 3 (McLennan) at PITTSBURGH 6 (YOUNG)

AT NY ISLANDERS (1-1-0)

WG - Jagr
 WG - McInnis
 WG - Barrie
 WG - Mullen

GOALS & SHOTS BY PERIODS:

	1ST	2ND	3RD	OVT	TOTAL
PITTSBURGH	5-48	6-53	5-31	—	16-132
NY ISLANDERS	4-40	3-37	3-53	—	10-130

PITTSBURGH	GP	G	A	PTS	PIM	SOG	+/-	ISLANDERS	GP	G	A	PTS	PIM	SOG	+/-
Sandstrom	4	4	2	6	6	8	+3	Ferraro	4	4	1	5	4	11	+1
Jagr	4	3	3	6	19	16	+2	Flatley	3	0	4	4	2	10	+3
Francis	3	1	4	5	2	11	+2	King	4	0	3	3	2	5	-1
Cullen	4	1	3	4	8	7	+1	McInnis	3	2	0	2	0	7	+1
Murphy	4	0	4	4	0	7	+2	Loney	4	1	1	2	2	6	+1
U.Samuels	4	0	4	4	12	7	+4	Malakhov	4	1	1	2	4	13	+1
McEachern	4	2	1	3	4	13	+1	Thomas	4	1	1	2	8	13	-2
Mullen	4	1	2	3	0	7	+6	Dalgarno	2	1	0	1	0	5	-1
Stevens	1	1	1	2	0	4	E	Ron Sutter	1	0	1	1	2	3	E
Hawgood	1	0	2	2	2	3	+1	Lindros	3	0	1	1	24	4	-1
Straka	4	0	2	2	6	11	+1	Luongo	3	0	1	1	2	1	E
Joseph	2	1	0	1	0	6	-1	Stanton	3	0	1	1	0	4	-1
Barrie	4	1	0	1	2	6	E	Vaske	4	0	1	1	8	6	E
K.Samuels	4	1	0	1	4	4	-1	Beers	1	0	0	0	0	3	-2
Andrusak	1	0	1	1	0	1	E	Chyzowski	1	0	0	0	0	1	E
Naslund	2	0	1	1	0	0	-1	Kasparaitis	1	0	0	0	12	1	E
Taglianetti	1	0	0	0	0	0	+1	Pilon	1	0	0	0	4	1	-2
Wregget	2	0	0	0	2	0	-	Severyn	1	0	0	0	2	2	-1
Young	2	0	0	0	0	0	-	Taylor	1	0	0	0	0	2	E
Jennings	3	0	0	0	2	2	E	Chynoweth	2	0	0	0	4	2	-2
Robitaille	3	0	0	0	0	8	-2	Dineen	2	0	0	0	0	0	E
Tamer	3	0	0	0	15	2	+2	Lachance	2	0	0	0	0	1	-1
Hudson	4	0	0	0	0	2	-2	McClennan	2	0	0	0	0	0	-
Leroux	4	0	0	0	12	6	+1	Soderstrom	2	0	0	0	0	0	-
McKenzie	4	0	0	0	0	1	-2	Palfy	3	0	0	0	0	6	-3
Bench					2			Vukota	3	0	0	0	15	2	-1
								Green	4	0	0	0	0	6	-1
								Hogue	4	0	0	0	0	8	-3
								Turgeon	4	0	0	0	2	7	-5
TOTAL	4		(16-30-46)	98	132			TOTAL	4		(10-16-26)	97	130		

GOALTENDERS

	GP	MP	GF	GA	ENG	SO	AVG	SHOTS	SPCT.	W-L-T
Wregget (P)	2	120:00	9	4	0	0	2.00	63	.937	2-0-0
Young (P)	2	118:27	7	6	0	0	3.04	67	.910	1-1-0

PITTSBURGH TOTAL

4	240:00	16	10	0	0	2.50	130	.923	3-1-0	
Soderstrom (NYI)	2	118:34	5	5	0	0	2.53	66	.924	1-1-0
McLennan (NYI)	2	120:00	5	11	0	0	5.50	66	.833	0-2-0
NY ISLANDERS TOTAL	4	240:00	10	16	0	0	4.00	132	.879	1-3-0

POWER PLAY GOALS:

PITTSBURGH (3 for 15) - Cullen, Joseph, Stevens
 NY ISLANDERS (1 for 14) - Ferraro

SHORT-HAND GOALS:

PITTSBURGH (1) - Mullen
 NY ISLANDERS (1) - Dalgarno

**The Penguins have not lost a season series to the Islanders since 1986-87...
 Current Penguins assistant coach Bryan Trottier, still holds the Islanders club
 records for career points (1,353) and career assists (853).**



COLIN CAMPBELL

NEW YORK RANGERS



BRIAN LEETCH

Location: 2 Pennsylvania Plaza, New York, NY 10001
Founded: 1926
President and General Manager: Neil Smith
Head Coach: Colin Campbell
NHL Career Record (Seasons): 22-23-3 (1)
Assistant Coaches: Mike Murphy and Dick Todd
Director of Communications: Brooks Thomas
Assistant Manager of Communications: John Rosasco
Trainers: Joe Murphy, Jim Ramsay, Mike Folga, Bruce Liffieri
Arena (Capacity): Madison Square Garden (18,200)
General Office Phone: (212) 465-6000
Press Box Phone: (212) 563-5321
FAX Phone: (212) 465-6494
Starting Times of Games: EN-7:35; Sun. 7:05; Mat.-1:35
Team Colors: Blue, Red and White
Radio: WFAN 660 AM and WEVD 1050 AM
Commercial TV: None
Cable TV: Madison Square Garden Network
All-Time NHL Record: 1937-1928-717
1994-95 Record: 22-23-3
1994-95 Finish: 4th (Atlantic Division)
1995 Playoff Record: Won, Quebec, 4-2, Eastern Conference Quarterfinals; Lost, Philadelphia, 4-0, Eastern Conference Semifinals
1994-95 Top Scorer: Mark Messier (14-39-53)
Stanley Cup Titles: Four (1928, 1933, 1940 and 1994)

All-Time Rangers Scorer vs. Pittsburgh:
 Rod Gilbert (44 gp, 18-40-58)
All-Time Pittsburgh Scorer vs. Rangers:
 Mario Lemieux (54 gp, 51-63-114)
Longest Rangers Win Streak vs. Pittsburgh:
 5, Nov. 18, 1973 - Nov. 24, 1974
Longest Pittsburgh Win Streak vs. Rangers:
 4, Mar. 12, 1994 - Apr. 18, 1995 (current) Nov. 14, 1989 - Jan. 8, 1990
Longest Rangers Undefeated Streak vs. Pittsburgh:
 12, Jan. 7, 1970 - Oct. 30, 1971 (8-0-4)
Longest Pittsburgh Undefeated Streak vs. Rangers:
 6, Nov. 14, 1989 - Feb. 14, 1990 (5-0-1)
Last Pittsburgh Win at Home: Apr. 18, 1995 (6-5) (0-0-0 since last win)
Last Rangers Win at Home: Feb. 21, 1994 (4-3 OT) (0-1-0 since last win)
Last Pittsburgh Win at Rangers: Jan. 25, 1995 (3-2) (0-0-0 since last win)
Last Rangers Win at Pittsburgh: Nov. 25, 1992 (11-3) (0-6-0 since last win)
Most Goals by Pittsburgh vs. Rangers:
 10, Apr. 9, 1993 (P, 10-4)
Most Goals by Rangers vs. Pittsburgh:
 11, Nov. 25, 1992 (NY, 11-3)
Most Goals by Both Teams: 14, Mar. 2, 1975 (NY, 8-6); Nov. 25, 1992, (NY, 11-3); Apr. 9, 1993 (P, 10-4)
Last Pittsburgh Shutout vs. Rangers:
 Feb. 10, 1993 (3-0) — Tom Barrasso
Last Rangers Shutout vs. Pittsburgh:
 Nov. 18, 1973 (7-0) — Ed Giacomin
Last Pittsburgh Hat Trick vs. Rangers:
 Apr. 9, 1993 — Mario Lemieux (5), Joe Mullen
Last Rangers Hat Trick vs. Pittsburgh:
 Jan. 31, 1994 — Mike Gartner
Last Pittsburgh Trade with Rangers: August 31, 1995, Sergei Zubov and Petr Nedved to Pittsburgh for Luc Robitaille and the rights to Ulf Samuelsson.
Overtime Record vs. Pittsburgh: 3-6-7

PITTSBURGH PENGUINS vs. NEW YORK RANGERS									
REGULAR SEASON									
YEAR	TOTAL	HOME	ROAD	GF-GA	YEAR	TOTAL	HOME	ROAD	GF-GA
1967-68	0-3-1	0-1-1	0-2-0	7-15	1981-82	3-4-1	1-2-1	2-2-0	32-35
1968-69	1-5-0	1-2-0	0-3-0	16-27	1982-83	1-5-1	1-2-1	0-3-0	19-34
1969-70	1-4-1	0-3-0	1-1-1	7-18	1983-84	2-5-0	1-2-0	1-3-0	25-35
1970-71	0-5-1	0-3-0	0-2-1	7-24	1984-85	3-4-0	2-2-0	1-2-0	29-34
1971-72	1-3-2	1-1-1	0-2-1	12-22	1985-86	4-2-1	1-1-1	3-1-0	28-24
1972-73	2-3-0	1-1-0	1-2-0	16-24	1986-87	2-3-2	1-2-1	1-1-1	23-26
1973-74	1-4-0	0-3-0	1-1-0	12-25	1987-88	3-2-2	2-0-1	1-2-1	29-27
1974-75	2-2-0	1-1-0	1-1-0	22-20	1988-89	3-3-1	2-1-1	1-2-0	32-32
1975-76	3-1-0	2-0-0	1-1-0	23-12	1989-90	5-1-1	2-0-1	3-1-0	34-23
1976-77	2-1-1	0-1-1	2-0-0	12-8	1990-91	4-3-0	2-2-0	2-1-0	22-28
1977-78	2-0-2	1-0-1	1-0-1	16-12	1991-92	2-5-0	1-2-0	1-3-0	25-32
1978-79	2-2-0	1-1-0	1-1-0	15-7	1992-93	5-2-0	2-1-0	3-1-0	31-24
1979-80	2-2-0	1-1-0	1-1-0	15-14	1993-94	2-2-0	2-0-0	0-2-0	15-13
1980-81	2-1-1	1-1-0	1-0-1	17-14	1994-95	3-0-0	2-0-0	1-0-0	13-10
					TOTAL	63-77-18	32-36-11	31-41-7	564-619

1994-95 SEASON NOTES (Oct. 9, NY-2 at P-3): Kevin Stevens' goal at 4:21 of the third period gives the Penguins the win, as the Penguins win all three games on their three-game road trip to start the season. **(Feb. 1, NY-3 at P-4):** Ken Wregget makes 35 saves to lead the Penguins to their sixth consecutive win at the start of the season. Tomas Sandstrom leads the Penguins with a goal and an assist. Nine other Penguins record a point in the win. **(Apr. 18, NY-5 at P-6):** Ron Francis' second goal of the game at 15:05 of the third period gives the Penguins their sixth straight win over the Rangers at the Civic Arena. Jaromir Jagr records four assists and Kevin Stevens added four points (2+2). Ken Wregget makes 29 saves, earning his 23rd win of the season, a career-high. Brian Leetch records five assists and Mark Messier four in the losing effort for the Rangers.

THIS YEAR'S SCHEDULE

Nov. 21	at	NY Rangers	7:35
Nov. 22	at	Pittsburgh	7:35
Feb. 18	at	Pittsburgh	8:05
Mar. 24	at	NY Rangers	8:05
(All Times Pittsburgh Time)			



PITTSBURGH VS NY RANGERS



1994-95	GP	W	L	T	PTS	GF	GA	PPG	SHG	PEN	PIM
PITTSBURGH	3	3	0	0	6	13	10	0-12	0	21	42
NY RANGERS	3	0	3	0	0	10	13	2-12	0	21	42

AT PITTSBURGH (2-0-0)

Jan. 25 PITTSBURGH 3 (WREGGET) at NY Rangers 2 (Richter)
 Feb. 1 NY Rangers 3 (Richter) at PITTSBURGH 4 (WREGGET)
 Apr. 18 NY Rangers 5 (Richter) at PITTSBURGH 6 (WREGGET)

AT NY RANGERS (1-0-0)

WG - Stevens
 WG - Sandstrom
 WG - Francis

GOALS & SHOTS BY PERIODS:

	1ST	2ND	3RD	OVLT	TOTAL
PITTSBURGH	4-28	4-33	5-27	—	13-88
NY RANGERS	3-39	4-38	3-36	—	10-113

PITTSBURGH	GP	G	A	PTS	PIM	SOG	+/-	NY RANGERS	GP	G	A	PTS	PIM	SOG	+/-
Stevens	3	3	2	5	0	11	+1	Leetch	3	0	6	6	2	8	-3
Jagr	3	1	4	5	0	12	+5	Messier	3	1	4	5	2	10	E
Francis	3	3	1	4	0	7	+4	Graves	3	3	0	3	6	14	+1
Sandstrom	3	2	1	3	4	8	-1	Zubov	3	1	2	3	0	14	+1
Cullen	3	1	2	3	0	6	E	Kovalev	3	1	1	2	0	10	-2
Robitaille	3	0	3	3	0	0	+3	Larmer	3	1	1	2	2	12	-2
Mullen	3	2	0	2	0	5	+2	Nedved	3	1	1	2	0	11	-6
Joseph	2	1	1	2	2	3	+1	McCosh	1	1	0	1	0	1	+1
Straka	2	0	2	2	0	3	+2	Roy	1	1	0	1	0	4	E
McEachern	3	0	2	2	0	6	E	Kocur	3	0	1	1	0	2	+1
U.Samuelsson	3	0	2	2	6	3	+5	Kypreos	3	0	1	1	4	2	E
Maciver	1	0	1	1	0	1	+1	Lowe	3	0	1	1	8	3	E
Barrie	3	0	1	1	2	2	E	Nemchinov	3	0	1	1	2	3	-1
Murphy	3	0	1	1	6	7	-1	Noonan	3	0	1	1	2	5	-4
K.Samuelsson	3	0	1	1	8	5	+6	Hartman	1	0	0	0	4	0	E
Fitzgerald	1	0	0	0	0	0	+1	Lafayette	1	0	0	0	0	0	E
Jennings	1	0	0	0	2	0	E	Verbeek	1	0	0	0	2	1	-1
Murray	1	0	0	0	0	3	E	Matteau	2	0	0	0	2	3	E
Tamer	1	0	0	0	0	0	-1	Osborne	2	0	0	0	0	3	-2
Hawgood	2	0	0	0	2	1	-1	Beukeboom	3	0	0	0	2	2	-3
Hudson	2	0	0	0	6	4	-1	Karpovtsev	3	0	0	0	0	1	-3
McKenzie	2	0	0	0	2	1	E	Richter	3	0	0	0	0	0	-
Leroux	3	0	0	0	2	0	-1	Wells	3	0	0	0	4	4	-2
Wregget	3	0	0	0	0	0	-								
TOTAL	3	(13-24-37)	42	88				TOTAL	3	(10-20-30)	42	113			

GOALTENDERS

	GP	MP	GF	GA	ENG	SO	AVG	SHOTS	SPCT.	W-L-T
Wregget (P)	3	180:00	13	10	0	0	3.33	113	.912	3-0-0
PITTSBURGH TOTAL	3	180:00	13	10	0	0	3.33	113	.912	3-0-0
Richter (NY)	3	178:09	10	13	0	0	4.38	88	.852	0-3-0
NY RANGERS TOTAL	3	180:00	10	13	0	0	4.33	88	.852	0-3-0

POWER PLAY GOALS:


PITTSBURGH (0 for 12)
 NY RANGERS (2 for 12) - Graves, Nedved

Mark Messier has led the Rangers in scoring three of the past four seasons... Adam Graves holds the Rangers record for the most goals in season, 52 in 1993-94... The Penguins have won the last six games at the Civic Arena against the Rangers.



TERRY MURRAY

PHILADELPHIA FLYERS



ERIC LINDROS

Location: CoreStates Spectrum, Philadelphia, PA 19148
Founded: 1967
President/General Manager: Bob Clarke
Head Coach: Terry Murray
NHL Career Record (Seasons): 191-150-32 (6)
Assistant Coaches: Keith Acton, Tom Webster
Vice President, Public Relations: Mark Piazza
Media Relations Manager: Zack Hill
Assistant Director of Public Relations: Joe Klueg
Athletic Trainer: John Worley
Arena (Capacity): CoreStates Spectrum (17,380)
General Office Phone: (215) 465-4500
Press Box Phone: (215) 336-3600 ext. 222
FAX Phone: (215) 389-9403
Starting Times of Games: WN/Sat.-7:35; Sun.-7:05; except Feb. 11, Feb. 25, Mar. 10-1:05; Mar. 31, Apr. 7-3:05
Team Colors: Orange, Black and White
Radio: WIP 610 AM
Commercial TV: WPHL Channel 17
Cable TV: Prism and SportsChannel Philadelphia
All-Time NHL Record: 1084-770-340
1994-95 Record: 28-16-4
1994-95 Finish: 1st (Atlantic Division)
1995 Playoff Record: Won, Buffalo, 4-1, Eastern Conference Quarterfinals; Won, NY Rangers 4-0, Eastern Conference Semifinals; Lost, New Jersey, 4-2, Eastern Conference Finals
1994-95 Top Scorer: Eric Lindros (29-41-70)
Stanley Cup Titles: Two (1974 and 1975)

All-Time Philadelphia Scorer vs. Pittsburgh: Bobby Clarke (76 gp, 44-64-108)
All-Time Pittsburgh Scorer vs. Philadelphia: Mario Lemieux (52 gp, 39-49-88)
Longest Philadelphia Win Streak vs. Pittsburgh: 11, Dec. 12, 1982 - Mar. 28, 1984
Longest Pittsburgh Win Streak vs. Philadelphia: 4, Jan. 18, 1970 - Apr. 1, 1970; Oct. 10, 1991 - Nov. 30, 1991; Dec. 15, 1992 - Jan. 30, 1993
Longest Philadelphia Undefeated Streak vs. Pittsburgh: 13, Oct. 28, 1982 - Mar. 28, 1984 (12-0-1)
Longest Pittsburgh Undefeated Streak vs. Philadelphia: 14, Mar. 26, 1991 - Jan. 30, 1993 (10-0-4)
Last Pittsburgh Win at Home: Apr. 1, 1995 (3-2) (0-0-0 since last win)
Last Philadelphia Win at Home: Apr. 16, 1995 (4-3 OT) (0-0-0 since last win)
Last Pittsburgh Win at Philadelphia: Feb. 13, 1994 (3-0) (0-2-0 since last win)
Last Philadelphia Win at Pittsburgh: Nov. 21, 1990 (5-4) (0-8-4 since last win)
Most Goals by Pittsburgh vs. Philadelphia: 11, Nov. 16, 1993 (Pit, 11-5)
Most Goals by Philadelphia vs. Pittsburgh: 13, Mar. 22, 1984 (Phi, 13-4)
Most Goals by Both Teams: 17, Mar. 22, 1984 (Phi, 13-4)
Last Pittsburgh Shutout vs. Philadelphia: Dec. 23, 1992 (4-0) — Tom Barrasso
Last Philadelphia Shutout vs. Pittsburgh: Dec. 4, 1982 (0-0) — Pelle Lindbergh
Last Pittsburgh Hat Trick vs. Philadelphia: Mar. 20, 1993 — Mario Lemieux (4)
Last Philadelphia Hat Trick vs. Pittsburgh: Nov. 24, 1985 — Dave Poulin
Last Pittsburgh Trade with Philadelphia: Feb. 19, 1992, Rick Tocchet, Kjell Samuelsson, Ken Wregget and a conditional draft choice to Pittsburgh for Mark Recchi, Brian Benning and a first round draft choice
Overtime Record vs. Pittsburgh: 4-2-8

PITTSBURGH PENGUINS vs. PHILADELPHIA FLYERS									
REGULAR SEASON									
YEAR	TOTAL	HOME	ROAD	GF-GA	YEAR	TOTAL	HOME	ROAD	GF-GA
1967-68	4-3-3	2-0-3	2-3-0	20-12	1981-82	2-5-1	2-1-1	0-4-0	30-38
1968-69	1-4-3	1-1-2	0-3-1	13-26	1982-83	1-5-1	1-1-1	0-4-0	16-34
1969-70	5-1-2	3-0-1	2-1-1	27-21	1983-84	0-7-0	0-4-0	0-3-0	21-46
1970-71	1-3-2	1-0-2	0-3-0	13-15	1984-85	2-5-0	2-1-0	0-4-0	19-34
1971-72	3-2-1	3-0-0	0-2-1	17-20	1985-86	0-6-1	0-3-1	0-3-0	16-29
1972-73	2-4-0	2-1-0	0-3-0	20-24	1986-87	1-4-2	1-1-1	0-3-1	22-28
1973-74	2-3-0	1-1-0	1-2-0	15-22	1987-88	2-5-0	2-2-0	0-3-0	24-23
1974-75	1-3-0	1-1-0	0-2-0	11-18	1988-89	4-3-0	2-1-0	2-2-0	28-25
1975-76	0-3-1	0-1-1	0-2-0	13-22	1989-90	3-4-0	2-2-0	1-2-0	24-29
1976-77	1-3-0	1-1-0	0-2-0	3-12	1990-91	2-4-1	0-2-1	2-2-0	24-26
1977-78	0-3-1	0-2-0	0-1-1	7-26	1991-92	5-0-2	3-0-1	2-0-1	36-19
1978-79	1-3-0	1-1-0	0-2-0	6-10	1992-93	5-1-1	3-0-1	2-1-0	35-19
1979-80	0-3-1	0-2-0	0-1-1	9-15	1993-94	2-1-1	1-0-1	1-1-0	21-13
1980-81	0-4-0	0-2-0	0-2-0	10-22	1994-95	1-2-0	1-0-0	0-2-0	8-12
TOTAL	51-94-24	36-31-17	15-63-7	508-640					

1994-95 SEASON NOTES—(Mar. 5, Pit-2 at Phi-6): The Flyers score four third period goals, two on the power play, to break open a tie game. Dimitri Yushkevich scores twice to lead the Flyers, who scored four power play goals in the game. (Apr. 1, Phi-2 at Pit-3): Ron Francis (1+1), Jaromir Jagr (0+2) and Larry Murphy (0+2) record two points each to lead the Penguins. (Apr. 16, Pit-3 at Phi-4 OT): Rod Brind'Amour scores at 1:30 of overtime with the Flyers on a two-man advantage. Mikael Renberg sent the game into overtime with a power play goal at 19:40 of the third period. Joe Mullen records a goal and an assist and Norm Maciver adds two assists for the Penguins.

THIS YEAR'S SCHEDULE

Nov. 4	at Pittsburgh	7:35
Dec. 17	at Philadelphia	7:05
Jan. 27	at Pittsburgh	3:05
Mar. 31	at Philadelphia	3:05
(All Times Pittsburgh Time)		



PITTSBURGH VS PHILADELPHIA



1994-95	GP	W	L	T	PTS	GF	GA	PPG	SHG	PEN	PIM
PITTSBURGH	3	1	2	0	2	8	12	2-15	1	26	63
PHILADELPHIA	3	2	1	0	4	12	8	8-20	0	20	40

AT PITTSBURGH (1-0-0)

Mar. 5 Pittsburgh 2 (Wregget) at PHILADELPHIA 6 (HEXTALL)

Apr. 1 Philadelphia 2 (Hextall) at PITTSBURGH 3 (YOUNG)

Apr. 16 Pittsburgh 3 (Wregget) at PHILADELPHIA 4 (HEXTALL)

* Brind'Amour scored at 1:30 of overtime Apr. 16

AT PHILADELPHIA (0-2-0)

WG - Lindros

WG - Stevens

WG - Brind'Amour *

GOALS & SHOTS BY PERIODS:

	1ST	2ND	3RD	OVT	TOTAL
PITTSBURGH	1-26	6-30	1-15	0-0	8-71
PHILADELPHIA	3-32	3-27	5-31	1-3	12-93

PITTSBURGH	GP	G	A	PTS	PIM	SOG	+/-	PHILADELPHIA	GP	G	A	PTS	PIM	SOG	+/-
Murphy	3	1	3	4	2	10	+2	Lindros	3	2	3	5	6	11	+1
McEachern	3	2	1	3	0	7	+2	Brind'Amour	3	1	4	5	0	3	-1
Francis	3	1	2	3	2	7	E	LeClair	3	1	3	4	4	12	+1
Mullen	2	1	1	2	0	2	+2	Galley	2	0	4	4	0	9	E
Maciver	1	0	2	2	0	2	+1	Desjardins	3	0	4	4	2	8	E
Jagr	3	0	2	2	0	10	E	Renberg	3	3	0	3	4	16	+1
Stevens	2	1	0	1	6	2	E	Fedyk	2	2	0	2	0	3	-1
Cullen	3	1	0	1	6	4	-1	Yushkevich	3	2	0	2	0	9	E
Robitaille	3	1	0	1	0	8	-1	Dineen	3	1	0	1	2	2	-1
Hudson	2	0	1	1	2	2	+1	Svoboda	1	0	1	1	0	2	-1
Sandstrom	3	0	1	1	0	5	E	MacTavish	2	0	1	1	0	2	-1
Andrusak	1	0	0	0	4	1	E	Haller	3	0	1	1	2	3	E
Fitzgerald	1	0	0	0	0	0	E	Therien	3	0	1	1	4	1	-2
Joseph	1	0	0	0	0	1	+1	Brown	1	0	0	0	0	0	E
Murray	1	0	0	0	15	0	+1	Dionne	1	0	0	0	0	0	E
Young	1	0	0	0	0	0	-	Antoski	2	0	0	0	0	1	E
Hawgood	2	0	0	0	2	2	E	DiMaio	2	0	0	0	0	0	E
Jennings	2	0	0	0	2	0	E	Semenov	2	0	0	0	0	2	-1
McKenzie	2	0	0	0	0	0	E	Dupre	3	0	0	0	0	1	-1
K.Samuelsson	2	0	0	0	4	1	-1	Dykhuis	3	0	0	0	6	4	-1
Straka	2	0	0	0	0	3	E	Hextall	3	0	0	0	2	0	E
Wregget	2	0	0	0	0	0	-	Juhlin	3	0	0	0	2	2	-1
Barrie	3	0	0	0	0	1	E	Podein	3	0	0	0	6	2	-1
Leroux	3	0	0	0	4	0	E								
U.Samuelsson	3	0	0	0	12	3	-1								
Tamer	3	0	0	0	0	0	+2								
Bench					2										
TOTAL	3		(8-13-21)	63	71			TOTAL	3		(12-22-34)	40	93		

GOALTENDERS

	GP	MP	GF	GA	ENG	SO	AVG	SHOTS	SPCT.	W-L-T
Young (P)	1	60:00	3	2	0	0	2.00	32	.938	1-0-0
Wregget (P)	2	121:30	5	10	0	0	4.94	61	.836	0-2-0
PITTSBURGH TOTAL	3	181:30	8	12	0	0	3.97	93	.871	1-2-0

Hextall (PH)

3	179:40	12	8	0	0	2.67	71	.887	2-1-0
PHILADELPHIA TOTAL	3	181:30	12	8	0	2.64	71	.887	2-1-0

POWER PLAY GOALS:

PITTSBURGH (2 for 15) - Francis, Stevens

PHILADELPHIA (8 for 20) - Lindros 2, Renberg 2, Brind'Amour, Dineen,

Fedyk, Yushkevich

SHORT-HANDED GOALS:

PITTSBURGH (1) - McEachern

Eric Lindros won the Hart Memorial Trophy in 1994-95, the second Flyers' player to win this award (Bobby Clarke)...Lindros and linemates Mikael Renberg and John LeClair combined for 81 goals and 181 points last season.



TERRY CRISP

TAMPA BAY LIGHTNING



DAREN PUPPA

Location: 501 East Kennedy Blvd., Suite 175, Tampa, FL 33602

Founded: 1990

General Manager: Phil Esposito

Director of Hockey Operations: Tony Esposito

Head Coach: Terry Crisp

NHL Career Record (Seasons): 214-188-54 (6)

Associate Coach: Wayne Cashman

Strength and Conditioning Coach: Chris Reichart

Vice President/Communications: Gerry Helper

Media Relations Manager: Barry Hanrahan

Trainer: Larry Ness

Arena (Capacity): ThunderDome (26,000)

General Office Phone: (813) 229-2658

Press Box Phone: (813) 825-0492

FAX Phone: (813) 229-3350

Starting Times of Games: AN-7:35

Team Colors: Black, Blue, Silver and White

Radio: WFNS 910 AM and WSVN 620 AM

Commercial TV: WTOG-TV 44 and Lightning Television Network

Cable TV: Sunshine Network

All-Time NHL Record: 70-125-21

1994-95 Record: 17-28-3

1994-95 Finish: 6th (Atlantic Division)

1995 Playoff Record: Did Not Qualify for Playoffs

1994-95 Top Scorer: Brian Bradley (13-27-40)

Stanley Cup Titles: None

All-Time Tampa Bay Scorer vs. Pittsburgh:

Brian Bradley (9gp, 5-3-8)

All-Time Pittsburgh Scorer vs. Tampa Bay:

Larry Murphy (9gp, 2-8-10); Martin Straka (8gp 2-8-10);

Ron Francis (8gp, 3-7-10)

Longest Tampa Bay Win Streak vs Pittsburgh:

1, Oct. 14, 1993

Feb. 24, 1995

Longest Pittsburgh Win Streak vs. Tampa Bay:

5, Dec. 11, 1993 - Feb. 4, 1995

Longest Tampa Bay Undeclared Streak vs Pittsburgh:

1, Feb. 24, 1995 (1-0-0) Feb. 27, 1993 (0-0-1); 1, Oct. 14, 1993 (1-0-0)

Longest Pittsburgh Undeclared Streak vs. Tampa Bay:

5, Dec. 11, 1993 - Feb. 4, 1995 (5-0-0)

Last Pittsburgh Win at Home: Feb. 4, 1995 (6-3)

(0-1-0 since last win)

Last Tampa Bay Win at Home: Oct. 14, 1993 (3-2)

(0-2-0 since last win)

Last Pittsburgh Win at Tampa Bay: Jan. 20, 1995 (5-3)

(0-0-0 since last win)

Last Tampa Bay Win at Pittsburgh: Feb. 24, 1995 (4-2)

(0-0-0 since last win)

Most Goals by Pittsburgh vs. Tampa Bay:

8, Dec. 21, 1993 (P 8-3)

Most Goals by Tampa Bay vs. Pittsburgh:

4, Feb. 24, 1995 (T-4-2)

Nov. 1, 1992 (P-5-4)

Most Goals by Both Teams:

11, Dec. 21, 1993 (P 8-3)

Last Pittsburgh Shutout vs. Tampa Bay: None

Last Tampa Bay Shutout vs. Pittsburgh: None

Last Pittsburgh Hat Trick vs. Tampa Bay: None

Last Tampa Bay Hat Trick vs. Pittsburgh: None

Last Pittsburgh Trade With Tampa Bay: March, 22, 1993, Peter Taglianetti to Pittsburgh for 1993 third round draft choice.

Overtime Record vs Pittsburgh: 0-0-1

PITTSBURGH PENGUINS vs. TAMPA BAY LIGHTNING REGULAR SEASON

YEAR	TOTAL	HOME	ROAD	GF-GA	YEAR	TOTAL	HOME	ROAD	GF-GA
1992-93	1-0-1	0-0-1	1-0-0	8-7	1994-95	2-1-0	1-1-0	1-0-0	13-10
1993-94	3-1-0	2-0-0	1-1-0	18-10	TOTAL	6-2-1	3-1-1	3-1-0	39-27

1994-95 SEASON NOTES-(Jan. 20, P-5 at TB-3): Five different Penguins score as they win their season opener, 5-3. Ken Wreggett makes 30 saves in the win for the Penguins. (Feb. 4, TB-3 at P-6): Tomas Sandstrom records four points (2+2) and John Cullen scores twice, as the Penguins win their seventh straight game at the start of the season to tie a club record. (Feb. 24, TB-4 at P-2): Denis Savard and Brian Bradley score twice to lead the Lightning to their first-ever win at the Civic Arena. Tomas Sandstrom and John Cullen score for the Penguins.

THIS YEAR'S SCHEDULE

Nov. 1	at	Pittsburgh	7:35
Dec. 3	at	Tampa Bay	7:35
Jan. 31	at	Tampa Bay	7:35
Apr. 6	at	Pittsburgh	7:35
(All Times Pittsburgh Time)			



PITTSBURGH VS TAMPA BAY



1994-95	GP	W	L	T	PTS	GF	GA	PPG	SHG	PEN	PIM
PITTSBURGH	3	2	1	0	4	13	10	3-14	1	17	45
TAMPA BAY	3	1	2	0	2	10	13	2-11	1	20	51

AT PITTSBURGH (1-1-0)

Jan. 20 PITTSBURGH 5 (WREGGET) at Tampa Bay 3 (Puppa)
 Feb. 4 Tampa Bay 3 (Bergeron) at PITTSBURGH 6 (WREGGET)
 Feb. 24 TAMPA BAY 4 (BERGERON) at Pittsburgh 2 (Wregget)

AT TAMPA BAY (1-0-0)

WG - Jagr
 WG - Sandstrom
 WG - Savard

GOALS & SHOTS BY PERIODS:	1ST	2ND	3RD	OVT	TOTAL
PITTSBURGH	3-21	4-19	6-39	—	13-79
TAMPA BAY	2-22	4-40	4-38	—	10-100

PITTSBURGH	GP	G	A	PTS	PIM	SOG	+/-	TAMPA BAY	GP	G	A	PTS	PIM	SOG	+/-
Sandstrom	3	4	2	6	0	14	+2	Bradley	3	2	1	3	4	10	+1
Cullen	3	3	1	4	2	7	+2	Savard	3	2	1	3	0	4	+1
Francis	2	1	3	4	2	3	+2	Chambers	3	1	2	3	0	7	+3
Robitaille	3	1	3	4	2	10	E	Tucker	3	1	2	3	0	5	-1
Jagr	3	2	1	3	0	11	+1	Ysebaert	1	0	2	2	0	2	+1
Murphy	3	1	2	3	0	4	E	Andersson	3	0	2	2	0	5	+1
Joseph	3	0	3	3	6	7	E	Poeschek	2	1	0	1	5	-1	
Straka	3	0	3	3	0	0	-2	Selivanov	2	1	0	1	0	8	E
Mullen	3	0	2	2	0	3	+3	Bergevin	3	1	0	1	4	7	-3
Stevens	2	1	0	1	2	5	-1	Hamalik	3	1	0	1	8	9	-3
Hudson	3	0	1	1	2	2	+1	Wiemer	2	0	1	1	0	1	+2
U.Samuels	3	0	1	1	2	7	+2	Bureau	3	0	1	1	0	4	E
McEachern	1	0	0	0	0	1	-1	Charron	3	0	1	1	0	2	-1
Naslund	1	0	0	0	0	0	-1	Cicccone	3	0	1	1	16	3	+2
Taglianetti	1	0	0	0	2	1	-1	Klima	3	0	1	1	2	5	-2
Tamer	1	0	0	0	0	0	-1	Cummins	1	0	0	0	0	0	-1
Hawgood	2	0	0	0	0	1	E	Puppa	1	0	0	0	0	0	-
Leroux	2	0	0	0	5	1	+1	Sutter	1	0	0	0	0	2	E
Barrie	3	0	0	0	2	0	-1	Bergeron	2	0	0	0	0	0	-
Jennings	3	0	0	0	2	1	+2	Cole	3	0	0	0	0	6	-4
McKenzie	3	0	0	0	0	0	-1	Cross	3	0	0	0	4	2	-2
K.Samuels	3	0	0	0	14	1	+2	Gratton	3	0	0	0	6	7	-5
Wregget	3	0	0	0	2	0	-	Zamuner	3	0	0	0	0	6	+1
TOTAL	3	(13-22-35)	45	79				TOTAL	4	(10-15-25)	51	100			

GOALTENDING	GP	MP	GF	GA	ENG	SO	AVG	SHOTS	SPCT.	W-L-T
Wregget (P)	3	179:41	13	9	1	0	3.01	99	.909	2-1-0
PITTSBURGH TOTAL	3	180:00	13	10	1	0	3.33	100	.900	2-1-0
Bergeron (TB)	2	120:00	7	8	0	0	4.00	49	.837	1-1-0
Puppa (TB)	1	60:00	3	5	0	0	5.00	30	.833	0-1-0
TAMPA BAY TOTAL	3	180:00	10	13	0	0	4.33	79	.835	1-2-0

POWER PLAY GOALS: PITTSBURGH (3 for 14) - Cullen, Jagr, Sandstrom
 TAMPA BAY (2 for 11) - Bradley, Hamalik

SHORT-HANDED GOALS: PITTSBURGH (1) - Jagr
 TAMPA BAY (1) - Bergevin

**Brian Bradley has led Tampa Bay in scoring for three straight seasons...
 Goaltender Daren Puppa has recorded 36 of the team's 47 victories in the past
 two seasons...The Penguins opened the season last year at Tampa Bay, posting
 a 5-3 win.**

WASHINGTON CAPITALS



JIM SCHOENFELD



PETER BONDRA

Location: USAir Arena, Landover, MD 20785
Founded: 1974
Chairman and Governor: Abe Pollin
President and Alternate Governor: Richard M. Patrick
Vice President and General Manager: David Poile
Head Coach: Jim Schoenfeld
NHL Career Record (Seasons): 110-108-34 (4)
Assistant Coaches: Keith Allain, Tod Button
Director of Public Relations: Nancy Yasharoff
Communications Manager: Dan Kaufman
Trainer: Stan Wong
Arena (Capacity): USAir Arena (18,130)
General Office Phone: (301) 386-7000/7084 - PR
Press Box Phone: (301) 350-3400 ext. 1770
FAX Phone: (301) 386-7012
Starting Times of Games: M-TH/ -7:35; Fri-8:05; Sat-1:35 except Jan. 28-12:00, Mar. 31-6:00, Nov. 24 -7:30 Mar. 9-1:30
Team Colors: Red, White and Blue
Radio: WTEM 570 AM
Commercial TV: WFTY, Channel 50
Cable TV: Home Team Sports
All-Time NHL Record: 685-757-214
1994-95 Record: 22-18-8
1994-95 Finish: 3rd (Atlantic Division)
1995 Playoff Record: Lost, Pittsburgh, 4-3, Eastern Conference Quarterfinals
1994-95 Top Scorer: Peter Bondra (34-9-43)
Stanley Cup Titles: None

All-Time Washington Scorer vs. Pittsburgh:
 Mike Gartner (60 gp, 39-36-75)
All-Time Pittsburgh Scorer vs. Washington:
 Mario Lemieux (49 gp, 40-44-84)
Longest Washington Win Streak vs. Pittsburgh:
 9, Dec. 2, 1984 - Nov. 20, 1985
Longest Pittsburgh Win Streak vs. Washington:
 7, Feb. 2, 1988 - Nov. 30, 1988
Longest Washington Undeclared Streak vs. Pittsburgh:
 16, Oct. 25, 1983 - Nov. 20, 1985 (15-0-1)
Longest Pittsburgh Undeclared Streak vs. Washington:
 7, Feb. 2, 1988 - Nov. 30, 1988 (7-0-0)
Last Pittsburgh Win at Home: Apr. 11, 1995 (3-1)
 (0-1-0 since last win)
Last Washington Win at Home: May 2, 1995 (7-2)
 (0-0-0 since last win)
Last Pittsburgh Win at Washington: Jan. 29, 1995 (4-1)
 (0-1-0 since last win)
Last Washington Win at Pittsburgh: Apr. 22, 1995 (2-1)
 (0-0-0 since last win)
Most Goals by Pittsburgh vs. Washington:
 12, Mar. 15, 1975 (P, 12-1)
Most Goals by Washington vs. Pittsburgh:
 9, Mar. 1, 1984 (W, 9-1); Dec. 2, 1984 (W, 9-1)
Most Goals by Both Teams: 15, Oct. 11, 1988 (P, 8-7)
Last Pittsburgh Shutout vs. Washington:
 Oct. 14, 1983 (4-0) — Denis Herron
Last Washington Shutout vs. Pittsburgh:
 Oct. 29, 1991 (8-0) — Don Beaupre
Last Pittsburgh Hat Trick vs. Washington:
 Mar. 18, 1993 — Mario Lemieux (4)
Last Washington Hat Trick vs. Pittsburgh:
 Mar. 15, 1994 — Randy Burridge
Last Pittsburgh Trade with Washington: Mar. 12, 1985, Jim McGeough to Pittsburgh for Mark Taylor
Overtime Record vs. Pittsburgh: 2-4-5

PITTSBURGH PENGUINS vs. WASHINGTON CAPITALS REGULAR SEASON

YEAR	TOTAL	HOME	ROAD	GF-GA	YEAR	TOTAL	HOME	ROAD	GF-GA
1974-75	5-1-0	3-0-0	2-1-0	36-13	1985-86	1-6-0	1-3-0	0-3-0	22-27
1975-76	4-1-1	2-1-0	2-0-1	36-23	1986-87	4-3-0	3-0-0	1-3-0	30-26
1976-77	1-4-1	1-2-0	0-2-1	16-22	1987-88	5-1-1	3-0-1	2-1-0	32-23
1977-78	1-4-1	0-2-1	1-2-0	15-20	1988-89	4-3-0	2-1-0	2-2-0	31-35
1978-79	4-3-1	2-1-1	2-2-0	32-28	1989-90	5-2-0	3-1-0	2-1-0	34-28
1979-80	3-1-0	2-0-0	1-1-0	16-10	1990-91	4-2-1	2-1-0	2-1-1	29-26
1980-81	2-1-1	0-1-1	2-0-0	18-14	1991-92	2-5-0	1-2-0	1-3-0	21-35
1981-82	5-2-1	2-1-1	3-1-0	40-33	1992-93	5-1-1	3-0-0	2-1-1	32-22
1982-83	1-5-1	1-2-0	0-3-1	23-36	1993-94	1-2-1	1-1-0	0-1-1	14-18
1983-84	1-6-0	0-4-0	1-2-0	12-28	1994-95	2-2-0	1-1-0	1-1-0	10-11
1984-85	0-6-1	0-2-1	0-4-0	20-44	TOTAL	60-61-12	33-26-6	27-35-6	519-522

1994-95 SEASON NOTES (Jan. 29, P-4 at W-1): Jaromir Jagr records three points (1+2), including his third game-winning goal in five games in the Penguins win. Ken Wregget makes 30 saves. **(Apr. 11, W-1 at P-3):** Wendell Young makes 29 saves to lead the Penguins. Luc Robitaille records his second consecutive game-winning goal, and Jaromir Jagr records three points (1+2) for the Penguins. **(Apr. 22, W-2 at P-1):** Jim Carey makes 20 saves, and the Capitals get goals from Michal Pivonka and Peter Bondra to beat the Penguins. Shawn McEachern scores for Pittsburgh. **(May 2, P-2 at W-7):** Peter Bondra scores twice, and Olaf Kolzig makes 36 saves as the Penguins lose their second consecutive game for only the fourth time all season. Jaromir Jagr scores twice for the Penguins.

THIS YEAR'S SCHEDULE

Nov. 17	at	Washington	8:05
Nov. 18	at	Pittsburgh	7:35
Jan. 1	at	Washington	1:35
Apr. 4	at	Pittsburgh	7:35
(All Times Pittsburgh Times)			



PITTSBURGH VS WASHINGTON



1994-95	GP	W	L	T	PTS	GF	GA	PPG	SHG	PEN	PIM
PITTSBURGH	4	2	2	0	4	10	11	5-22	0	34	96
WASHINGTON	4	2	2	0	4	11	10	3-17	1	40	127

AT PITTSBURGH (1-1-0)

Jan. 29 PITTSBURGH 4 (WREGGET) at Washington 1 (Kolzig)
 Apr. 11 Washington 1 (Carey) at PITTSBURGH 3 (YOUNG)
 Apr. 22 WASHINGTON 2 (CAREY) at PITTSBURGH 1 (Wregget)
 May 2 Pittsburgh 2 (Wregget) at WASHINGTON 7 (KOLZIG)

AT WASHINGTON (1-1-0)

WG - Jagr
 WG - Robitaille
 WG - Bondra
 WG - Konowalchuk

GOALS & SHOTS BY PERIODS

	1ST	2ND	3RD	OVT	TOTAL
PITTSBURGH	3-46	5-45	2-28	—	10-119
WASHINGTON	0-46	4-35	7-38	—	11-119

PITTSBURGH	GP	G	A	PTS	PIM	SOG	+/-	WASHINGTON	GP	G	A	PTS	PIM	SOG	+/-
Jagr	4	4	4	8	2	21	+3	Bondra	4	4	1	5	2	17	+2
Francis	4	1	4	5	0	9	+2	Johansson	4	0	3	3	2	12	E
Robitaille	4	2	2	4	6	9	-3	Klee	3	2	0	2	6	6	+2
Stevens	4	2	1	3	5	12	E	Gonchar	3	1	1	2	0	2	+4
K.Samuelsson	4	0	3	3	2	3	+2	Pivonka	3	1	1	2	4	7	E
McEachern	4	1	1	2	4	4	E	Juneau	3	0	2	2	0	3	-1
Cullen	4	0	2	2	4	8	-3	Johnson	4	0	2	2	10	5	+3
Hawgood	1	0	1	1	2	2	+1	Khrstich	4	0	2	2	2	4	E
Mullen	4	0	1	1	2	3	-1	Allison	1	1	0	1	0	3	-1
Murphy	4	0	1	1	0	11	-2	Berube	4	1	0	1	22	6	+1
Straka	1	0	0	0	0	1	E	Konowalchuk	4	1	0	1	16	7	+1
Young	1	0	0	0	0	0	-	Kaminski	1	0	1	1	7	0	+1
McKenzie	2	0	0	0	5	1	-1	Peake	1	0	1	1	0	1	E
Hudson	3	0	0	0	2	1	E	Ulanov	1	0	1	1	0	0	+2
Maciver	3	0	0	0	0	5	-1	Eagles	3	0	1	1	2	5	+4
Murray	3	0	0	0	2	0	-1	Jones	3	0	1	1	2	5	-1
Tamer	3	0	0	0	7	2	-1	Cote	4	0	1	1	4	9	E
Wregget	3	0	0	0	6	0	-	Hunter	4	0	1	1	32	2	E
Barrie	4	0	0	0	7	0	-1	Miller	4	0	1	1	2	3	E
Joseph	4	0	0	0	14	11	-2	Gendron	1	0	0	0	0	2	E
Leroux	4	0	0	0	16	1	-1	Slaney	1	0	0	0	0	1	E
U.Samuelsson	4	0	0	0	6	3	-1	Carey	2	0	0	0	0	0	-
Sandstrom	4	0	0	0	4	12	-5	Kolzig	2	0	0	0	0	0	-
								Pearson	2	0	0	0	2	1	+1
								Poulin	3	0	0	0	0	5	-1
								Tinordi	3	0	0	0	6	9	-2
								Reekie	4	0	0	0	4	4	-1
								Bench					2		
TOTAL	4	(10-20-30)	96	119				TOTAL	4	(11-20-31)	127	119			

GOALTENDERS

	GP	MP	GF	GA	ENG	SO	AVG	SHOTS	SPCT.	W-L-T
Young (P)	1	60:00	3	1	0	0	1.00	30	.967	1-0-0
Wregget (P)	3	178:48	7	10	0	0	3.36	89	.888	1-2-0
PITTSBURGH TOTAL	4	240:00	10	11	0	0	2.75	119	.908	2-2-0
Carey (W)	2	118:13	3	4	0	0	2.03	54	.926	1-1-0
Kolzig (W)	2	120:00	8	6	0	0	3.00	65	.908	1-1-0
WASHINGTON TOTAL	4	240:00	11	10	0	0	2.50	119	.916	2-2-0

POWER PLAY GOALS:

PITTSBURGH (5 for 22) - Jagr 2, McEachern, Robitaille, Stevens
 WASHINGTON (3 for 17) - Allison, Bondra, Pivonka

SHORT-HANDED GOALS:

WASHINGTON (1) - Bondra

Peter Bondra became the first Capitals' player to lead the league in goals with 34, last season...The Capitals and Penguins have met in the playoffs four of the last five seasons...The Capitals have had seven members of the NHL's First or Second All-Star Teams, and all have been either goaltenders or defensemen.



CRAIG HARTSBURG

CHICAGO BLACKHAWKS



JEREMY ROENICK

Location: 1901 W. Madison Street, Chicago, IL 60612
Founded: 1926
President: William W. Wirtz
General Manager: Bob Pulford
Head Coach: Craig Hartsburg
NHL Career Record (Seasons): First Season
Assistant Coaches: Lorne Henning and Dirk Graham
Public Relations Director: Jim DeMaria
Trainer: Mike Gapski
Arena (Capacity): United Center (20,500)
General Office Phone: (312) 455-7000
Press Box Phone: (312) 455-4678
FAX Phone: (312) 455-7041
Starting Times of Games: EN-7:35; Mat.-2:00
Team Colors: Red, Black and White
Radio: WMVP (AM 1000)
Commercial TV: None
Cable TV: SportsChannel
All-Time NHL Record: 1891-1985-706
1994-95 Record: 24-19-5
1994-95 Finish: 3rd (Central Division)
1995 Playoff Record: Won, Toronto, 4-3, Western Conference Quarterfinals; Won, Vancouver, 4-0, Western Conference Semifinals; Lost, Detroit, 4-1, Western Conference Finals.
1994-95 Top Scorer: Bernie Nicholls (22-29-51)
Stanley Cup Titles: Three (1934, 1938 and 1961)

All-Time Chicago Scorer vs. Pittsburgh:
 Stan Mikita (52 gp, 32-39-71)
All-Time Pittsburgh Scorer vs. Chicago:
 Mario Lemieux (19 gp, 18-30-48)
Longest Chicago Win Streak vs. Pittsburgh:
 9, Dec. 28, 1968 - Dec. 20, 1970
Longest Pittsburgh Win Streak vs. Chicago:
 3, Oct. 22, 1988 - Mar. 12, 1989
Longest Chicago Undefeated Streak vs. Pittsburgh:
 9, Dec. 28, 1968 - Dec. 20, 1970 (9-0);
 Jan. 4, 1981 - Mar. 13, 1983 (7-0-2)
Longest Pittsburgh Undefeated Streak vs. Chicago:
 6, Dec. 2, 1978 - Dec. 19, 1979 (2-0-4)
Last Pittsburgh Win at Home: Oct. 30, 1993 (4-3) (0-0-0 since last win)
Last Chicago Win at Home: Nov. 11, 1993 (4-1) (0-0-0 since last win)
Last Pittsburgh Win at Chicago: Mar. 15, 1992 (4-3) (0-2-0 since last win)
Last Chicago Win at Pittsburgh: Mar. 23, 1991 (7-5) (0-2-1 since last win)
Most Goals by Pittsburgh vs. Chicago:
 10, Feb. 21, 1976 (P, 10-1)
Most Goals by Chicago vs. Pittsburgh:
 9, Jan. 21, 1973 (C, 9-3); Mar. 19, 1978 (C, 9-1)
Most Goals by Both Teams: 13, Oct. 23, 1968 (C, 8-5); Dec. 6, 1988 (P, 7-6)
Last Pittsburgh Shutout vs. Chicago:
 Dec. 19, 1979 (0-0) - Greg Millen
Last Chicago Shutout vs. Pittsburgh:
 Jan. 15, 1984 (2-0) — Tony Esposito
Last Pittsburgh Hat Trick vs. Chicago:
 Mar. 12, 1989 — Mario Lemieux
Last Chicago Hat Trick vs. Pittsburgh:
 Nov. 8, 1992 — Michel Goulet
Last Pittsburgh Trade with Chicago: Dec. 6, 1983, Greg Fox to Pittsburgh for Randy Boyd
Overtime Record vs. Pittsburgh: 0-0-3

PITTSBURGH PENGUINS VS CHICAGO BLACKHAWKS										
REGULAR SEASON										
YEAR	TOTAL	HOME	ROAD	GF-GA	YEAR	TOTAL	HOME	ROAD	GF-GA	
1967-68	1-2-1	1-0-1	0-2-0	10-14	1981-82	0-1-2	0-0-1	0-1-1	11-14	
1968-69	2-4-0	1-2-0	1-2-0	22-28	1982-83	0-3-0	0-2-0	0-1-0	9-15	
1969-70	0-6-0	0-3-0	0-3-0	7-27	1983-84	1-1-1	0-0-1	1-1-0	7-7	
1970-71	2-4-0	2-1-0	0-3-0	12-17	1984-85	1-2-0	1-1-0	0-1-0	12-15	
1971-72	0-5-1	0-3-0	0-2-1	11-27	1985-86	1-1-1	1-0-0	0-1-1	12-13	
1972-73	3-2-0	2-0-0	1-2-0	15-18	1986-87	2-1-0	1-1-0	1-0-0	9-4	
1973-74	1-5-0	0-3-0	1-2-0	12-20	1987-88	2-1-0	1-0-0	1-1-0	17-12	
1974-75	2-1-1	2-0-0	0-1-1	20-14	1988-89	3-0-0	2-0-0	1-0-0	20-15	
1975-76	1-2-1	1-1-0	0-1-1	21-16	1989-90	0-3-0	0-1-0	0-2-0	11-16	
1976-77	2-2-0	2-0-0	0-2-0	12-9	1990-91	0-3-0	0-2-0	0-1-0	7-15	
1977-78	2-1-1	2-0-0	0-1-1	12-16	1991-92	1-0-1	0-0-1	1-0-0	8-7	
1978-79	2-0-2	2-0-0	0-0-2	15-8	1992-93	1-1-0	1-0-0	0-1-0	6-8	
1979-80	0-2-2	0-1-1	0-1-1	7-9	1993-94	1-1-0	1-0-0	0-1-0	5-7	
1980-81	1-3-0	1-1-0	0-2-0	15-20	1994-95	Did Not Play				
					TOTAL	32-57-14	24-22-5	8-35-9	325-391	

THIS YEAR'S SCHEDULE

Oct. 12 at Chicago 8:05
 Feb. 10 at Pittsburgh 3:00
 (All Times Pittsburgh Times)



BOB GAINEY

DALLAS STARS



MIKE MODANO

Location: 211 Cowboys Parkway, Irving, TX 75063
Founded: 1967
Owner/Governor: Norman Green
V.P. of Hockey Operations: Bob Gainey
General Manager and Head Coach: Bob Gainey
NHL Career Record (Seasons): 154-171-54 (5)
Assistant Coaches: Doug Jarvis and Rick Wilson
Director of Public Relations: Larry Kelly
Public Relations Manager: Kurt Daniels
Trainer: Dave Surprenant
Arena (Capacity): Reunion Arena (16,924)
General Office Phone: (214) 868-2890
Press Box Phone: (214) 761-1457
FAX Phone: (214) 868-2860
Starting Times of Games: M-F-7:35, Sat./Sun.-7:05, Mat.-1:05
Team Colors: Black, Green, Gold and White
Radio: WBAP 820 AM
Commercial TV: KDFW, Channel 4 and KDFI, Channel 27
Cable TV: Prime Sports
All-Time NHL Record: 817-1022-355
1994-95 Record: 17-23-8
1994-95 Finish: 5th (Central Division)
1995 Playoff Record: Lost, Detroit, 4-1, Western Conference Quarterfinals
1994-95 Top Scorer: Dave Gagner (14-28-42)
Stanley Cup Titles: None

All-Time Minnesota/Dallas Scorer vs. Pittsburgh:
 Bill Goldsworthy (54 gp, 23-22-45)
All-Time Pittsburgh Scorer vs. Minnesota/Dallas:
 Rick Kehoe (36 gp, 19-27-46)
Longest Minnesota/Dallas Win Streak vs. Pittsburgh:
 4, Oct. 28, 1971 - Feb. 20, 1972;
 Jan. 12, 1983 - Dec. 1, 1983
Longest Pittsburgh Win Streak vs. Minnesota/Dallas:
 8, Oct. 15, 1985 - Mar. 1, 1988
Longest Minnesota/Dallas Undefeated Streak vs. Pittsburgh:
 7, Feb. 3, 1982 - Dec. 1, 1983 (6-0-1)
Longest Pittsburgh Undefeated Streak vs. Minnesota/Dallas:
 8, Oct. 15, 1985 - Mar. 1, 1988 (8-0-0)
Last Pittsburgh Win at Home: Oct. 31, 1991 (8-1) (0-2-0 since last win)
Last Dallas Win at Home: Dec. 8, 1993 (3-2) (0-0-0 since last win)
Last Pittsburgh Win at Dallas: Nov. 10, 1992 (4-1) (0-1-0 since last win)
Last Dallas Win at Pittsburgh: Feb. 12, 1994 (9-3) (0-0-0 since last win)
Most Goals by Pittsburgh vs. Minnesota/Dallas:
 9, Jan. 12, 1989 (P, 9-2)
Most Goals by Minnesota/Dallas vs. Pittsburgh:
 10, Mar. 7, 1973 (M, 10-4)
Most Goals by Both Teams: 15, Dec. 21, 1974 (M, 8-7); Feb. 3, 1982 (M, 9-6)
Last Pittsburgh Shutout vs. Minnesota/Dallas:
 Feb. 4, 1988 (1-0) — Frank Pietrangelo
Last Minnesota/Dallas Shutout vs. Pittsburgh:
 Jan. 12, 1983 (7-0) — Markus Mattsson
Last Pittsburgh Hat Trick vs. Minnesota/Dallas:
 Mar. 4, 1990 — Rob Brown
Last Minnesota/Dallas Hat Trick vs. Pittsburgh:
 Jan. 7, 1993 — Ulf Dahlen
Last Pittsburgh Trade with Dallas: Mar. 21, 1994, Jim McKenzie to Pittsburgh for Mike Needham
Overtime Record vs. Pittsburgh: 0-1-1

PITTSBURGH PENGUINS VS DALLAS STARS REGULAR SEASON

YEAR	TOTAL	HOME	ROAD	GF-GA	YEAR	TOTAL	HOME	ROAD	GF-GA
1967-68	4-3-3	2-1-2	2-2-1	33-29	1981-82	1-2-0	1-1-0	0-1-0	14-15
1968-69	5-3-0	2-2-0	3-1-0	25-15	1982-83	0-2-1	0-1-0	0-1-1	8-16
1969-70	5-2-1	3-1-0	2-1-1	33-27	1983-84	1-2-0	1-1-0	0-1-0	12-12
1970-71	1-3-2	1-1-1	0-2-1	12-13	1984-85	1-2-0	0-1-0	1-1-0	10-10
1971-72	2-4-0	2-1-0	0-3-0	11-17	1985-86	3-0-0	2-0-0	1-0-0	10-7
1972-73	2-3-0	2-1-0	0-2-0	18-21	1986-87	3-0-0	1-0-0	2-0-0	16-7
1973-74	2-2-1	1-0-1	1-2-0	17-20	1987-88	2-1-0	2-0-0	0-1-0	12-9
1974-75	3-1-0	2-0-0	1-1-0	21-14	1988-89	1-2-0	0-1-0	1-1-0	12-11
1975-76	2-1-1	1-0-1	1-1-0	15-10	1989-90	1-1-1	1-1-0	0-0-1	14-16
1976-77	3-1-0	2-0-0	1-1-0	17-9	1990-91	2-1-0	1-0-0	1-1-0	11-10
1977-78	2-2-0	2-0-0	0-2-0	18-17	1991-92	2-1-0	1-0-0	1-1-0	13-8
1978-79	3-1-0	2-0-0	1-1-0	19-11	1992-93	1-1-0	0-1-0	1-0-0	7-7
1979-80	1-3-0	1-1-0	0-2-0	12-15	1993-94	0-2-0	0-1-0	0-1-0	5-12
1980-81	1-3-0	1-1-0	0-2-0	13-18	1994-95	Did Not Play			
TOTAL	54-49-10	34-17-5	20-32-5	408-376					

THIS YEAR'S SCHEDULE

Nov. 14 at Pittsburgh 7:35
 Dec. 15 at Dallas 8:35
 (All Times Pittsburgh Time)



SCOTT BOWMAN

DETROIT RED WINGS



PAUL COFFEY

Location: 600 Civic Center Drive, Detroit, MI 48226
Founded: 1926
Owner/President: Mike Ilitch
Owner/Secretary-Treasurer: Marian Ilitch
Dir. of Player Personnel/Head Coach: Scott Bowman
NHL Career Record (Seasons): 913-421-238 (23)
Assistant Coaches: Barry Smith and Dave Lewis
Public Relations Director: Bill Jamieson
PR Assistants: Kathy Best and Karen Davis
Trainer: John Wharton
Arena (Capacity): Joe Louis Arena (19,275)
General Office Phone: (313) 396-7544
Press Box Phone: (313) 396-7957
FAX Phone: (313) 567-0296
Starting Times of Games: WN/Sat.-7:35; Sun.-7:05; Mat.-1:05
Team Colors: Red and White
Radio: WJR 760 AM
Commercial TV: WKBD, Channel 50
Cable TV: PASS Sports, Special Order Sports
All-Time NHL Record: 1926-1936-798
1994-95 Record: 33-11-4
1994-95 Finish: 1st (Central Division)
1995 Playoff Record: Won, Dallas, 4-1, Western Conference Quarterfinals; Won, San Jose, 4-0, Western Conference Semifinals; Won, Chicago 4-1, Western Conference Finals; Lost, New Jersey, 4-0, Stanley Cup Finals.
1994-95 Top Scorer: Paul Coffey (14-44-58)
Stanley Cup Titles: Seven (1936, 1937, 1943, 1950, 1952, 1954 and 1955)

All-Time Detroit Scorer vs. Pittsburgh:
 Steve Yzerman (29 gp, 14-27-41)
All-Time Pittsburgh Scorer vs. Detroit:
 Jean Pronovost (53 gp, 22-33-55)
Longest Detroit Win Streak vs. Pittsburgh:
 5, Dec. 23, 1982 - Feb. 9, 1984
Longest Pittsburgh Win Streak vs. Detroit:
 4, Feb. 13, 1974 - Dec. 15, 1974
Longest Detroit Undeclared Streak vs. Pittsburgh:
 9, Mar. 5, 1972 - Jan. 27, 1974 (5-0-4)
Longest Pittsburgh Undeclared Streak vs. Detroit:
 11, Dec. 17, 1988 - Feb. 3, 1992 (7-0-4)
Last Pittsburgh Win at Home: Oct. 22, 1992 (9-6)
 (0-1-0 since last win)
Last Detroit Win at Home: Nov. 13, 1992 (8-0)
 (0-1-0 since last win)
Last Pittsburgh Win at Detroit: Feb. 4, 1994 (6-3)
 (0-0-0 since last win)
Last Detroit Win at Pittsburgh: Nov. 13, 1993 (7-3)
 (0-0-0 since last win)
Most Goals by Pittsburgh vs. Detroit:
 10, Jan. 28, 1989 (P, 10-5)
Most Goals by Detroit vs. Pittsburgh:
 9, Feb. 9, 1984 (D, 9-3)
Most Goals by Both Teams: 15, Jan. 28, 1989 (P, 10-5); Oct. 22, 1992 (P, 9-6)
Last Pittsburgh Shutout vs. Detroit:
 Dec. 28, 1990 (5-0) — Tom Barrasso
Last Detroit Shutout vs. Pittsburgh:
 Nov. 13, 1992 (8-0) — Tim Cheveldae
Last Pittsburgh Hat Trick vs. Detroit:
 Oct. 22, 1992 — Mario Lemieux
Last Detroit Hat Trick vs. Pittsburgh:
 Nov. 13, 1992 — Jimmy Carson
Last Pittsburgh Trade with Detroit: Mar. 11, 1986, Ron Duguay to Pittsburgh for Doug Shedden
Overtime Record vs. Pittsburgh: 0-1-5

PITTSBURGH PENGUINS vs. DETROIT RED WINGS									
REGULAR SEASON									
YEAR	TOTAL	HOME	ROAD	GF-GA	YEAR	TOTAL	HOME	ROAD	GF-GA
1967-68	1-3-0	1-1-0	0-2-0	12-21	1981-82	1-2-0	1-0-0	0-2-0	11-11
1968-69	2-4-0	2-1-0	0-3-0	14-20	1982-83	0-2-1	0-1-1	0-1-0	11-17
1969-70	2-4-0	1-2-0	1-2-0	17-21	1983-84	0-3-0	0-1-0	0-2-0	9-21
1970-71	3-1-2	3-0-0	0-1-2	30-13	1984-85	1-1-1	1-1-0	0-0-1	10-10
1971-72	2-4-0	2-1-0	0-3-0	19-25	1985-86	2-1-0	1-0-0	1-1-0	15-11
1972-73	0-2-3	0-1-1	0-1-2	7-9	1986-87	1-2-0	1-1-0	0-1-0	5-6
1973-74	2-2-1	2-1-0	0-1-1	20-13	1987-88	1-2-0	1-0-0	0-2-0	13-15
1974-75	4-2-0	2-1-0	2-1-0	24-15	1988-89	2-0-1	2-0-0	0-0-1	19-13
1975-76	4-1-1	3-0-0	1-1-1	24-13	1989-90	2-0-1	1-0-0	1-0-1	14-7
1976-77	4-2-0	3-0-0	1-2-0	19-17	1990-91	3-0-0	2-0-0	1-0-0	16-5
1977-78	2-3-1	1-1-1	1-2-0	21-22	1991-92	0-1-2	0-0-1	0-1-1	10-11
1978-79	5-3-0	4-0-0	1-3-0	29-31	1992-93	1-1-0	1-0-0	0-1-0	9-14
1979-80	2-2-0	2-0-0	0-2-0	18-19	1993-94	1-1-0	0-1-0	1-0-0	9-10
1980-81	2-1-1	2-0-0	0-1-1	13-11	1994-95	Did Not Play			
TOTAL					50-50-15 39-14-4 11-36-11 418-401				

THIS YEAR'S SCHEDULE

Jan. 5 at Pittsburgh 7:35
 Feb. 3 at Detroit 3:00
 (All Times Pittsburgh Times)



MIKE KEENAN

ST. LOUIS BLUES



BRETT HULL

Location: Kiel Center, 1401 Clark Street, St. Louis, MO 63103
Founded: 1967
President: Jack Quinn
General Manager/Head Coach: Mike Keenan
NHL Career Record (Seasons): 423-267-82 (10)
Associate Coach: Bob Berry
Public Relations: Adam Fell and Mike Eiskant
Trainer: Ray Barile
Arena (Capacity): Kiel Center (19,260)
General Office Phone: (314) 622-2500
Press Box Phone: (314) 589-5300
FAX Phone: (314) 622-2582
Starting Times of Games: WN/Sat.-7:35; Sun.-6:05; Mat.-2:05
Team Colors: Blue, Red, White and Gold
Radio: KMOX 1120 AM
Commercial TV: KPLR, Channel 11
Cable TV: Prime Sports
All-Time NHL Record: 921-942-331
1994-95 Record: 28-15-5
1994-95 Finish: 2nd (Central Division)
1995 Playoff Record: Lost, Vancouver, 4-3, Western Conference Quarter Finals
1994-95 Top Scorer: Brett Hull (20-21-41)
Stanley Cup Titles: None

All-Time St. Louis Scorer vs. Pittsburgh: Bernie Federko (41 gp, 20-36-56)
All-Time Pittsburgh Scorer vs. St. Louis: Syl Apps (34 gp, 15-30-45)
Longest St. Louis Win Streak vs. Pittsburgh: 5, Jan. 2, 1973 - Dec. 28, 1973; Dec. 5, 1981 - Oct. 4, 1983
Longest Pittsburgh Win Streak vs. St. Louis: 4, Feb. 3, 1972 - Nov. 22, 1972
Longest St. Louis Undeclared Streak vs. Pittsburgh: 10, Mar. 7, 1970 - Apr. 4, 1971 (5-0-5)
Longest Pittsburgh Undeclared Streak vs. St. Louis: 4, Feb. 3, 1972 - Nov. 22, 1972 (4-0-0); Feb. 21, 1978 - Dec. 13, 1978 (2-0-2)
Last Pittsburgh Win at Home: Nov. 5, 1992 (8-4) (0-0-1 since last win)
Last St. Louis Win at Home: Oct. 29, 1992 (6-4) (0-0-1 since last win)
Last Pittsburgh Win at St. Louis: Jan. 18, 1986 (5-2) (0-2 since last win)
Last St. Louis Win at Pittsburgh: Nov. 8, 1990 (3-2) (0-3-1 since last win)
Most Goals by Pittsburgh vs. St. Louis: 10, Nov. 22, 1972 (P, 10-4)
Most Goals by St. Louis vs. Pittsburgh: 9, Jan. 31, 1968 (SL, 9-4); Oct. 18, 1989 (SL, 9-3)
Most Goals by Both Teams: 14, Nov. 22, 1972 (P, 10-4)
Last Pittsburgh Shutout vs. St. Louis: Dec. 13, 1978 (3-0) — Greg Millen
Last St. Louis Shutout vs. Pittsburgh: Dec. 31, 1983 (2-0) — Mike Liut
Last Pittsburgh Hat Trick vs. St. Louis: Oct. 15, 1988 — Rob Brown
Last St. Louis Hat Trick vs. Pittsburgh: Oct. 18, 1989 — Brett Hull
Last Pittsburgh Trade with St. Louis: Oct. 27, 1990, Gord Roberts to Pittsburgh for future considerations
Overtime Record vs. Pittsburgh: 0-0-6

PITTSBURGH PENGUINS vs. ST. LOUIS BLUES									
REGULAR SEASON									
YEAR	TOTAL	HOME	ROAD	GF-GA	YEAR	TOTAL	HOME	ROAD	GF-GA
1967-68	4-6-0	2-3-0	2-3-0	25-33	1981-82	1-2-0	1-0-0	0-2-0	9-10
1968-69	3-4-1	2-2-0	1-2-1	15-16	1982-83	0-3-0	0-2-0	0-1-0	11-16
1969-70	1-5-2	1-1-2	0-4-0	11-28	1983-84	0-2-1	0-0-1	0-2-0	7-11
1970-71	0-3-3	0-1-2	0-2-1	13-16	1984-85	1-2-0	1-1-0	0-1-0	10-15
1971-72	3-3-0	1-2-0	2-1-0	17-13	1985-86	2-1-0	0-1-0	2-0-0	16-11
1972-73	3-2-0	2-0-0	1-2-0	25-20	1986-87	1-0-2	1-0-1	0-0-1	13-12
1973-74	2-3-1	1-1-1	1-2-0	19-19	1987-88	0-3-0	0-1-0	0-2-0	10-16
1974-75	1-1-2	1-0-1	0-1-1	11-13	1988-89	1-1-1	1-0-1	0-1-0	15-9
1975-76	2-2-0	1-1-0	1-1-0	17-14	1989-90	0-3-0	0-1-0	0-2-0	10-22
1976-77	3-1-0	2-0-0	1-1-0	17-13	1990-91	1-2-0	1-1-0	0-1-0	9-10
1977-78	2-1-1	1-0-1	1-1-0	13-11	1991-92	1-1-0	1-0-0	0-1-1	5-7
1978-79	2-1-1	1-0-1	1-1-0	16-16	1992-93	1-1-0	1-0-0	0-1-1	12-10
1979-80	1-2-1	1-1-0	0-1-1	12-14	1993-94	0-0-2	0-0-1	0-0-1	6-6
1980-81	2-2-0	2-0-0	0-2-0	19-19	1994-95	Did Not Play			
TOTAL	38-57-18	25-19-12	13-38-6	363-400					

THIS YEAR'S SCHEDULE

Jan. 6 at St. Louis 8:35
 Mar. 26 at Pittsburgh 7:35
 (All Times Pittsburgh Times)



PAT BURNS

TORONTO MAPLE LEAFS



MATS SUNDIN

Location: 60 Carlton Street, Toronto, Ontario M5B 1L1
Founded: 1926
President and General Manager: Cliff Fletcher
Head Coach: Pat Burns
NHL Career Record (Seasons): 282-181-73 (7)
Assistant Coaches: Mike Kitchen and Rick Wamsley
Director of Communications: Bob Stellick
Media Relations Coordinator: Pat Park
Head Athletic Therapist: Chris Broadhurst
Arena (Capacity): Maple Leaf Gardens (15,746)
General Office Phone: (416) 977-1641
Press Box Phone: (416) 977-1641 ext. 6261
FAX Phone: (416) 977-5364
Starting Times of Games: AN-7:35; Sun.-7:05
Team Colors: Blue and White
Radio: Q107 FM
Commercial TV: Global Network and CBC-TV 5
Cable TV: None
All-Time NHL Record: 2065-2041-702
1994-95 Record: 21-19-8
1994-95 Finish: 4th (Central Division)
1995 Playoff Record: Lost, Chicago, 4-3, Western Conference Quarter Finals
1994-95 Top Scorer: Mats Sundin (23-24-47)
Stanley Cup Titles: 13 (1918, 1922, 1932, 1942, 1945, 1947-49, 1951, 1962-64 and 1967)

All-Time Toronto Scorer vs. Pittsburgh:
 Darryl Sittler (53 gp, 29-37-66)
All-Time Pittsburgh Scorer vs. Toronto:
 Mario Lemieux (24 gp, 25-30-55)
Longest Toronto Win Streak vs. Pittsburgh:
 4, Feb. 17, 1971 - Dec. 28, 1971
Longest Pittsburgh Win Streak vs. Toronto:
 6, Dec. 30, 1974 - Feb. 19, 1976
Longest Toronto Undeclared Streak vs. Pittsburgh:
 8, Jan. 13, 1968 - Mar. 1, 1969 (4-0-4)
Longest Pittsburgh Undeclared Streak vs. Toronto:
 6, Dec. 30, 1974 - Feb. 19, 1976 (6-0-0)
Last Pittsburgh Win at Home: Feb. 18, 1992 (7-1)
 (0-1-1 since last win)
Last Toronto Win at Home: Nov. 7, 1992 (4-2)
 (0-0-1 since last win)
Last Pittsburgh Win at Toronto: Jan. 17, 1991 (6-5 OT)
 (0-2-1 since last win)
Last Toronto Win at Pittsburgh: Mar. 10, 1994 (4-2)
 (0-0-0 since last win)
Most Goals by Pittsburgh vs. Toronto:
 12, Dec. 26, 1991 (P, 12-1)
Most Goals by Toronto vs. Pittsburgh:
 9, Jan. 7, 1980 (T, 9-5)
Most Goals by Both Teams: 15, Feb. 21, 1991 (P, 11-4)
Last Pittsburgh Shutout vs. Toronto:
 Dec. 8, 1970 (4-0) — Al Smith
Last Toronto Shutout vs. Pittsburgh:
 Oct. 29, 1987 (4-0) — Allan Bester
Last Pittsburgh Hat Trick vs. Toronto:
 Feb. 18, 1992 — Joe Mullen
Last Toronto Hat Trick vs. Pittsburgh:
 Mar. 5, 1980 — Darryl Sittler
Last Pittsburgh Trade with Toronto: July 8, 1995, Dmitri Mironov and second round draft choice in 1995 to Pittsburgh for Larry Murphy.
Overtime Record vs. Pittsburgh: 1-1-3

PITTSBURGH PENGUINS vs. TORONTO MAPLE LEAFS									
REGULAR SEASON									
YEAR	TOTAL	HOME	ROAD	GF-GA	YEAR	TOTAL	HOME	ROAD	GF-GA
1967-68	2-1-1	1-0-1	1-1-0	9-14	1981-82	0-1-2	0-1-1	0-0-1	10-12
1968-69	0-3-3	0-2-1	0-1-2	11-19	1982-83	1-2-0	1-0-0	0-2-0	8-15
1969-70	2-2-2	1-0-2	1-2-0	14-19	1983-84	1-1-1	1-1-0	0-0-1	8-7
1970-71	2-3-1	2-1-0	0-2-1	18-18	1984-85	2-1-0	0-1-0	2-0-0	12-9
1971-72	2-4-0	1-2-0	1-2-0	13-14	1985-86	3-0-0	2-0-0	1-0-0	18-9
1972-73	2-2-1	2-1-0	0-1-1	18-17	1986-87	1-2-0	1-0-0	0-2-0	12-13
1973-74	1-3-1	0-2-0	1-1-1	13-20	1987-88	2-1-0	1-1-0	1-0-0	9-9
1974-75	4-1-0	2-0-0	2-1-0	31-21	1988-89	2-1-0	1-0-0	1-1-0	16-10
1975-76	4-1-0	3-0-0	1-1-0	32-18	1989-90	1-2-0	1-1-0	0-1-1	17-21
1976-77	2-1-2	1-1-0	1-0-2	19-16	1990-91	2-1-0	1-0-0	1-1-0	20-15
1977-78	3-2-0	1-2-0	2-0-0	17-22	1991-92	2-1-0	2-0-0	0-1-0	22-8
1978-79	1-3-0	1-1-0	0-2-0	10-19	1992-93	0-1-1	0-0-1	0-1-0	5-7
1979-80	2-2-0	1-1-0	1-1-0	18-20	1993-94	0-1-1	0-1-0	0-0-1	6-8
1980-81	1-2-1	1-1-0	0-1-1	15-16	1994-95	Did Not Play			
TOTAL	45-45-17	28-20-6	17-25-11	401-396					

THIS YEAR'S SCHEDULE

Oct. 7 at Pittsburgh 7:35
 Feb. 12 at Toronto 7:35
 (All Times Pittsburgh Times)



TERRY SIMPSON

WINNIPEG JETS



ALEXEI ZHAMNOV

Location: 10th floor - 1661 Portage Ave., Winnipeg, Manitoba R3J 3T7

Founded: 1972 (WHA)

President/Governor: Barry L. Shenkarow

General Manager: John Paddock

Head Coach: Terry Simpson

NHL Career Record (Seasons): 123-128-35 (5)

Assistant Coaches: Randy Carlyle and Perry Pearn

Goaltending Coach: Pete Peeters

Asst. General Manager/VP of Hockey Operations:

Mike O'Hearn

Director of Corporate and Public Relations: Lori

Summers

Director of Media and Player Relations: Richard Nairn

Trainers: Phil Walker, Gord Hart

Arena (Capacity): Winnipeg Arena (15,393)

General Office Phone: (204) 982-5387

Press Box Phone: (204) 982-5347

FAX Phone: (204) 788-4668

Starting Times of Games: WN-7:35; Sat./Sun.-6:35;

Team Colors: Blue, Red and White

Radio: CJOB Radio 680 AM

Commercial TV: CKND-TV

Cable TV: None

All-Time NHL Record: 470-620-166

1994-95 Record: 16-25-7

1994-95 Finish: 6th (Central Division)

1995 Playoff Record: Did Not Qualify for Playoffs

1994-95 Top Scorer: Alexei Zhamnov (30-35-65)

Stanley Cup Titles: None

All-Time Winnipeg Scorer vs. Pittsburgh:

Dale Hawerchuk (27 gp, 18-13-31)

All-Time Pittsburgh Scorer vs. Winnipeg:

Mario Lemieux (20 gp, 17-25-42)

Longest Winnipeg Win Streak vs. Pittsburgh:

3, Mar. 9, 1986 - Jan. 14, 1987

Longest Pittsburgh Win Streak vs. Winnipeg:

9, Oct. 10, 1979 - Dec. 2, 1981

Longest Winnipeg Undeclared Streak vs. Pittsburgh:

3, Mar. 9, 1986 - Jan. 14, 1987 (3-0-0)

Longest Pittsburgh Undeclared Streak vs. Winnipeg:

9, Oct. 10, 1979 - Dec. 2, 1981 (9-0-0)

Last Pittsburgh Win at Home: Feb. 15, 1994 (5-3)

(0-0-0 since last win)

Last Winnipeg Win at Home: Jan. 10, 1993 (3-2)

(0-1-0 since last win)

Last Pittsburgh Win at Winnipeg: Mar. 6, 1994 (5-3)

((0-0-0 since last win)

Last Winnipeg Win at Pittsburgh: Jan. 28, 1992 (4-0)

(0-2-0 since last win)

Most Goals by Pittsburgh vs. Winnipeg:

9, Dec. 18, 1990 (P, 9-2)

Most Goals by Winnipeg vs. Pittsburgh:

7, Jan. 21, 1985 (W, 7-6); Jan. 20, 1989 (W, 7-3)

Most Goals by Both Teams:

13, Jan. 21, 1985 (W, 7-6)

Last Pittsburgh Shutout vs. Winnipeg: None

Last Winnipeg Shutout vs. Pittsburgh:

Jan. 28, 1992 (4-0) — Bob Essensa

Last Pittsburgh Hat Trick vs. Winnipeg:

Mar. 8, 1987 — Mario Lemieux

Last Winnipeg Hat Trick vs. Pittsburgh:

Jan. 21, 1985 — Dale Hawerchuk

Last Pittsburgh Trade with Winnipeg: Apr. 7, 1995,

Future Considerations to Pittsburgh for Greg Brown.

Overtime Record vs. Pittsburgh: 3-1-1

PITTSBURGH PENGUINS vs. WINNIPEG JETS REGULAR SEASON

YEAR	TOTAL	HOME	ROAD	GF-GA	YEAR	TOTAL	HOME	ROAD	GF-GA
1979-80	4-0-0	2-0-0	2-0-0	14-9	1987-88	1-2-0	0-2-0	1-0-0	9-12
1980-81	4-0-0	2-0-0	2-0-0	18-14	1988-89	2-1-0	1-0-0	1-1-0	13-12
1981-82	2-1-0	2-0-0	0-1-0	7-9	1989-90	2-0-1	2-0-0	0-0-1	13-7
1982-83	1-2-0	1-0-0	0-2-0	13-14	1990-91	2-1-0	1-0-0	1-1-0	17-12
1983-84	1-2-0	0-2-0	1-0-0	13-12	1991-92	2-1-0	1-1-0	1-0-0	6-7
1984-85	1-2-0	0-1-0	1-1-0	14-16	1992-93	1-1-0	1-0-0	0-1-0	7-5
1985-86	2-1-0	2-0-0	0-1-0	16-8	1993-94	2-0-0	1-0-0	1-0-0	10-6
1986-87	1-2-0	0-1-0	1-1-0	9-10	1994-95	Did Not Play			
					TOTAL	28-16-1	16-7-0	12-9-1	179-152

THIS YEAR'S SCHEDULE

Feb. 16 at Winnipeg 8:35
 Mar. 5 at Pittsburgh 7:35
 (All Times Pittsburgh Times)



RON WILSON

MIGHTY DUCKS OF ANAHEIM



PAUL KARIYA

Location: 2695 E. Katella Ave., P.O. Box 61077,
 Anaheim, CA 92803-6177
Founded: 1992
President: Tony Tavares
General Manager: Jack Ferreira
Head Coach: Ron Wilson
NHL Career Record (Seasons): 49-73-10 (2)
Assistant Coaches: Al Sims and Tim Army
Director of Public Relations: Bill Robertson
Media Services Coordinator: Rob Scicchili
Trainer: Blynn DeNiro
Arena (Capacity): The Arrowhead Pond of Anaheim
 (17,174)
General Office Phone: (714) 704-2700
Press Box Phone: (714) 704-2623
FAX Phone: (714) 704-2753
Starting Times of Games: WN-7:35; Sun.-5:05;
 Mat.-1:05
Team Colors: Purple, Jade, Silver and White
Radio: KEZY 95.9 FM
Commercial TV: KCAL, Channel 9
Cable TV: Prime Sports
All-Time NHL Record: 49-73-10
1994-95 Record: 16-27-5
1994-95 Finish: 6th (Pacific Division)
1995 Playoff Record: Did Not Qualify for Playoffs
1994-95 Top Scorer: Paul Kariya (18-21-39)
Stanley Cup Titles: None

All-Time Anaheim Scorers vs. Pittsburgh:
 Six Players with Two Points
All-Time Pittsburgh Scorers vs. Anaheim:
 Three Players with Three Points
Longest Pittsburgh Win Streak vs Anaheim:
 Nov. 7, 1993
Longest Anaheim Undeafated Streak vs Pittsburgh:
 1 - Feb. 24, 1994 (0-0-1)
Longest Pittsburgh Undeafated Streak vs Anaheim:
 2 - Nov. 7, 1993 to Feb. 24, 1993 (1-0-1)
Last Pittsburgh Win at Home: None (0-0-1)
Last Anaheim Win at Home: None (0-1-0)
Last Pittsburgh Win at Anaheim: Nov. 7, 1993 (5-4)
 (0-0-0 since last win)
Last Anaheim Win at Pittsburgh: None (0-0-1)
Most Goals by Anaheim vs. Pittsburgh:
 4, Nov. 7, 1993 (P 5-4)
Most Goals by Pittsburgh vs. Anaheim:
 5, Nov. 7, 1993 (P 5-4)
Most Goals by Both Teams: 9, Nov. 7, 1993 (P 5-4)
Last Pittsburgh Shutout vs. Anaheim: None
Last Anaheim Shutout vs. Pittsburgh: None
Last Pittsburgh Hat Trick vs. Anaheim: None
Last Anaheim Hat Trick vs. Pittsburgh: None
Last Pittsburgh Trade with Anaheim: None
Overtime Record vs. Pittsburgh: 0-0-1

PITTSBURGH PENGUINS vs. MIGHTY DUCKS OF ANAHEIM												
		REGULAR SEASON							REGULAR SEASON			
YEAR	GP	W	L	T	GF	GA	YEAR	GP	W	L	T	GF-GA
1993-94	2	1	0	1	7	6	1994-95	2	1	0	1	7-6
							TOTALS	2	1	0	1	7-6

THIS YEAR'S SCHEDULE

Oct. 14 at Pittsburgh 7:35
 Dec. 13 at Anaheim 10:35
 (All Times Pittsburgh Times)



PIERRE PAGE

CALGARY FLAMES



JOE NIEUWENDYK

Location: P.O. Box 1540, Station M, Calgary, Alta. T2P 3B9

Founded: 1972 (Atlanta)

Executive Vice President: Al Coates

General Manager: Doug Risebrough

Head Coach: Pierre Page

NHL Career Record (Seasons): 161-180-49 (5)

Assistant Coaches: Don Hay, TBA

Public Relations Director: Rick Skaggs

Assistant Public Relations Director: Mike Burke

Trainer: Jim "Bearcat" Murray

Arena (Capacity): Olympic Saddledome (20,230)

General Office Phone: (403) 777-2177

Press Box Phone: (403) 264-0636

FAX Phone: (403) 777-2195

Starting Times of Games: WN-7:35; Sat.-8:35;

Sun.-6:05; except Nov. 11-5:35

Team Colors: White, Red and Gold

Radio: CFR 660 AM

Commercial TV: Calgary 7: CBC Channels 6 and 9

Cable TV: TSN Channels 16 and 30

All-Time NHL Record: 859-678-275

1994-95 Record: 24-17-7

1994-95 Finish: 1st (Pacific Division)

1995 Playoff Record: Lost, San Jose, 4-3, Western

Conference Quarterfinals

1994-95 Top Scorer: Theoren Fleury (29-29-58)

Stanley Cup Titles: One (1989)

All-Time Calgary Scorer vs. Pittsburgh:

Al MacInnis (27 gp, 6-23-29)

All-Time Pittsburgh Scorer vs. Calgary:

Mario Lemieux (17 gp, 15-26-41)

Longest Calgary Win Streak vs. Pittsburgh:

5, Nov. 4, 1977 - Nov. 3, 1978

Longest Pittsburgh Win Streak vs. Calgary:

4, Dec. 16, 1972 - Oct. 12, 1973;

Mar. 3, 1992 - Jan. 23, 1993

Longest Calgary Undeclared Streak vs. Pittsburgh:

10, Feb. 7, 1981 - Feb. 16, 1984 (6-0-4)

Longest Pittsburgh Undeclared Streak vs. Calgary:

8, Dec. 16, 1972 - Mar. 31, 1974 (6-0-2)

Last Pittsburgh Win at Home: Jan. 9, 1993 (3-2)

(0-0-1 since last win)

Last Calgary Win at Home: Mar. 26, 1994 (5-3)

(0-0-0 since last win)

Last Pittsburgh Win at Calgary: Jan. 23, 1993 (4-3)

(0-1-0 since last win)

Last Calgary Win at Pittsburgh: Feb. 12, 1989 (4-3)

(0-4-2 since last win)

Most Goals by Pittsburgh vs. Calgary:

6, 7 times, last time - Mar. 3, 1992 (P, 6-3)

Most Goals by Calgary vs. Pittsburgh:

10, Feb. 16, 1984 (C, 10-3); Mar. 9, 1989 (C, 10-3)

Most Goals by Both Teams: 13, Feb. 16, 1984 (C, 10-3);

Mar. 9, 1989 (C, 10-3)

Last Pittsburgh Shutout vs. Calgary: None

Last Calgary Shutout vs. Pittsburgh: Jan. 16, 1982

(4-0) - Pat Riggan

Last Pittsburgh Hat Trick vs. Calgary:

Mar. 7, 1988 - Dan Quinn

Last Calgary Hat Trick vs. Pittsburgh:

Feb. 16, 1984 - Doug Risebrough, Lanny McDonald

Last Pittsburgh Trade with Calgary: Dec. 13, 1990, Jiri

Hrdina to Pittsburgh for Jim Kyle

Overtime Record vs. Pittsburgh: 0-0-6

PITTSBURGH PENGUINS vs. CALGARY FLAMES REGULAR SEASON

YEAR	TOTAL	HOME	ROAD	GF-GA	YEAR	TOTAL	HOME	ROAD	GF-GA
1972-73	4-1-0	3-0-0	1-1-0	23-15	1984-85	2-0-1	2-0-0	0-0-1	18-13
1973-74	3-1-2	1-0-2	2-1-0	19-18	1985-86	1-2-0	1-0-0	0-2-0	9-14
1974-75	1-1-2	1-0-1	0-1-1	12-14	1986-87	1-2-0	0-2-0	1-0-0	10-11
1975-76	2-1-1	1-0-1	1-1-0	13-10	1987-88	2-0-1	1-0-0	1-0-1	14-10
1976-77	0-3-1	0-1-1	0-2-0	12-18	1988-89	1-2-0	1-1-0	0-1-0	11-15
1977-78	1-3-0	1-1-0	0-2-0	8-13	1989-90	0-2-1	0-0-1	0-2-0	9-13
1978-79	0-3-1	0-2-0	0-1-1	7-16	1990-91	2-1-0	2-0-0	0-1-0	13-12
1979-80	2-1-1	1-0-1	1-1-0	11-11	1991-92	2-1-0	1-0-0	1-1-0	16-12
1980-81	1-2-1	1-1-0	0-1-1	13-19	1992-93	2-0-0	1-0-0	1-0-0	7-5
1981-82	0-1-2	0-0-1	0-1-1	7-11	1993-94	0-1-1	0-0-1	0-1-0	5-7
1982-83	0-3-0	0-2-0	0-1-0	6-14	1994-95	Did Not Play			
1983-84	0-1-2	0-0-1	0-1-1	10-17	TOTAL	27-32-17	18-10-10	9-22-7	253-288


THIS YEAR'S SCHEDULE

Dec. 19	at Pittsburgh	7:35
Feb. 29	at Calgary	9:35
(All Times Pittsburgh Times)		



MARC CRAWFORD

COLORADO AVALANCHE



WENDEL CLARK

Location: McNicholls Sports Arena, 1635 Clay St., Denver, Colorado 80204
Founded: 1972 (WHA - Quebec)
President and Governor: Charlie Lyons
Executive VP of Hockey Operations/General Manager: Pierre Lacroix
Head Coach: Marc Crawford
NHL Career Record (Seasons): 30-13-5 (1)
Assistant Coaches: Jacques Martin and Joel Quenneville
Director of Media Relations/Team Services: Jean Martineau
Trainer: Pat Karns
Arena (Capacity): McNicholls Arena (16,061)
General Office Phone: (303) 893-6700
Press Box Phone: TBA
FAX Phone: (303) 575-1920
Starting Times of Games: EN-7:05;
Team Colors: Burgundy, Silver, Blue and Black
Radio: TBA
Commercial TV: TBA
Cable TV: TBA
All-Time NHL Record: 497-599-160
1994-95 Record: 30-13-5
1994-95 Finish: 1st (Northeast Division)
1995 Playoff Record: Lost, NY Rangers, 4-2, Eastern Conference Quarterfinals
1994-95 Top Scorer: Joe Sakic (19-43-62)
Stanley Cup Titles: None

All-Time Quebec Scorer vs. Pittsburgh: Peter Stastny (29 gp, 23-28-51)
All-Time Pittsburgh Scorer vs. Quebec: Mario Lemieux (26 gp, 26-34-60)
Longest Quebec Win Streak vs. Pittsburgh: 10, Oct. 21, 1982 - Oct. 19, 1985
Longest Pittsburgh Win Streak vs. Quebec: 7, Mar. 22, 1986 - Mar. 27, 1988
Longest Quebec Undeclared Streak vs. Pittsburgh: 11, Oct. 21, 1982 - Oct. 19, 1985 (10-0-1)
Longest Pittsburgh Undeclared Streak vs. Quebec: 9, Oct. 25, 1990 - Apr. 3, 1993 (7-0-2)
Last Pittsburgh Win at Home: Feb. 21, 1995 (5-4) (0-1-0 since last win)
Last Quebec Win at Home: Mar. 16, 1995 (3-2) (0-0-0 since last win)
Last Pittsburgh Win at Quebec: Feb. 27, 1995 (7-5) (0-1-0 since last win)
Last Quebec Win at Pittsburgh: Mar. 7, 1995 (5-4) (0-0-0 since last win)
Most Goals by Pittsburgh vs. Quebec: 8, Mar. 3, 1987 (P, 8-1); Nov. 16, 1989 (P, 8-2)
Most Goals by Quebec vs. Pittsburgh: 10, Dec. 29, 1984 (Q, 10-2)
Most Goals by Both Teams: 14, Mar. 8, 1984 (Q, 8-6)
Last Pittsburgh Shutout vs. Quebec: Jan. 27, 1994 (3-0) — Ken Wregget
Last Quebec Shutout vs. Pittsburgh: Feb. 24, 1980 (2-0) — Michel Dion
Last Pittsburgh Hat Trick vs. Quebec: Nov. 18, 1991 — Kevin Stevens
Last Quebec Hat Trick vs. Pittsburgh: Feb. 11, 1989 — Peter Stastny (4)
Last Pittsburgh Trade with Quebec: Mar. 10, 1992, Bryan Fogarty to Pittsburgh for NHL rights to Scott Young
Overtime Record vs. Pittsburgh: 0-1-3

PITTSBURGH PENGUINS vs. QUEBEC NORDIQUES									
REGULAR SEASON					REGULAR SEASON				
YEAR	TOTAL	HOME	ROAD	GF-GA	YEAR	TOTAL	HOME	ROAD	GF-GA
1979-80	2-2-0	2-0-0	0-2-0	10-9	1987-88	3-0-0	1-0-0	2-0-0	17-11
1980-81	2-1-1	1-0-1	1-1-0	15-16	1988-89	1-2-0	1-1-0	0-1-0	8-16
1981-82	3-0-0	1-0-0	2-0-0	15-6	1989-90	2-1-0	1-0-0	1-1-0	17-9
1982-83	0-3-0	0-2-0	0-1-0	11-22	1990-91	3-0-0	2-0-0	1-0-0	18-11
1983-84	0-3-0	0-1-0	0-2-0	8-21	1991-92	2-0-1	1-0-1	1-0-0	17-10
1984-85	0-3-0	0-2-0	0-1-0	6-26	1992-93	2-0-1	1-0-1	1-0-0	16-11
1985-86	1-1-1	0-0-1	1-1-0	14-12	1993-94	1-4-0	1-2-0	0-2-0	17-25
1986-87	3-0-0	2-0-0	1-0-0	19-6	1994-95	2-2-0	1-1-0	1-1-0	18-17
TOTAL					27-22-4	15-9-4	12-13-0	226-228	

1994-95 SEASON NOTES—(Feb. 21, Q-4 at P-5): With first place in the Northeast Division on the line, the Penguins defeat the Nordiques, 5-4, on Jaromir Jagr's goal at 15:12 of the third period. Chris Joseph scored two power play goals and added an assist, the first two-goal game of his career. The win extended the Penguins home unbeaten streak to nine games (8-0-1) (Feb. 27, P-7 at Q-5): The Penguins score a club-road record seven goals in the second period to defeat the Nordiques and take over sole possession of first place in the Northeast Division. Luc Robitaille leads the way with four points (2+2), Mike Hudson and Tomas Sandstrom add two assists each for the Penguins. (Mar. 7, Q-5 at P-4): Alexei Gusarov's goal at 19:02 of the third period gives the Nordiques the win. Joe Mullen and John Cullen score third period goals to tie the game at four. (Mar. 16, P-2 at Q-3): Owen Nolan's two power play goals lead Quebec to the 3-2 win. Ken Wregget makes 34 saves in the loss for the Penguins. Jaromir Jagr and Luc Robitaille score for the Penguins.

THIS YEAR'S SCHEDULE

Oct. 9	at Colorado	9:05
Jan. 16	at Pittsburgh	7:35
(All Times Pittsburgh Times)		



PITTSBURGH VS QUEBEC



1994-95	GP	W	L	T	PTS	GF	GA	PPG	SHG	PEN	PIM
PITTSBURGH	4	2	2	0	4	18	17	3-18	1	28	84
QUEBEC	4	2	2	0	4	17	18	4-18	0	26	64

AT PITTSBURGH (1-1-0)

Feb. 21 Quebec 4 (Fiset) at PITTSBURGH 5 (WREGGET)
 Feb. 27 PITTSBURGH 7 (WREGGET) at Quebec 5 (Fiset)
 Mar. 7 QUEBEC 5 (THIBAULT) at Pittsburgh 4 (Wregget)
 Mar. 16 Pittsburgh 2 (Wregget) at QUEBEC 3 (THIBAULT)
 Thibault replaced Fiset at 29:24 on Feb. 27
 Fiset replaced Thibault at 40:00 on Feb. 27

AT QUEBEC (1-1-0)

WG - Jagr
 WG - Robitaille
 WG - Gusarov
 WG - Nolan

GOALS AND SHOTS BY PERIODS

	1ST	2ND	3RD	OVT	TOTAL
PITTSBURGH	3-38	10-51	5-33	—	18-122
QUEBEC	3-44	6-44	8-52	—	17-140

PITTSBURGH	GP	G	A	PTS	PIM	SOG	+/-	QUEBEC	GP	G	A	PTS	PIM	SOG	+/-
Cullen	4	2	5	7	2	14	-2	S.Young	4	2	5	7	2	18	-1
Jagr	4	3	3	6	4	17	+2	Sakic	4	2	4	6	0	17	-3
Sandstrom	4	1	5	6	4	6	+3	Nolan	4	3	2	5	4	20	+3
Robitaille	4	3	2	5	2	13	+4	Lapointe	3	2	3	5	2	7	+2
Mullen	4	2	3	5	0	8	+1	Ricci	4	2	3	5	0	5	E
Joseph	2	2	1	3	0	7	+2	Forsberg	4	2	2	4	6	17	+1
Murphy	4	2	1	3	2	8	+3	Clark	4	1	3	4	2	9	-6
McEachern	4	1	2	3	2	6	-2	Kovalenko	4	1	2	3	2	4	-2
Francis	3	0	3	3	0	5	+3	Gusarov	3	1	1	2	6	1	+3
Hudson	4	0	3	3	8	5	-3	Kamensky	1	0	2	2	2	1	+2
Barrie	4	1	0	1	2	4	E	Bassen	4	1	0	1	4	7	-1
Straka	4	1	0	1	0	7	+1	Laukkanen	1	0	1	1	0	5	E
Andrusak	1	0	1	1	2	3	-1	Rucinsky	1	0	1	1	0	1	+1
Jennings	2	0	1	1	9	2	+1	Krupp	3	0	1	1	0	8	+1
McKenzie	4	0	1	1	0	2	-1	Wolanin	3	0	1	1	2	3	-2
U.Samuels	4	0	1	1	6	5	-2	Lefebvre	4	0	1	1	0	11	-1
Hawgood	1	0	0	0	0	1	-1	Leschyshyn	4	0	1	1	2	1	-2
Naslund	2	0	0	0	2	1	-1	Karpa	1	0	0	0	0	0	-2
Leroux	3	0	0	0	37	1	+1	Finn	2	0	0	0	4	2	-2
K.Samuels	3	0	0	0	0	1	-1	Fiset	2	0	0	0	0	0	-
Taglianetti	3	0	0	0	0	2	+2	Norris	2	0	0	0	0	0	+1
Tamer	4	0	0	0	0	4	E	Thibault	3	0	0	0	0	0	-
Wregget	4	0	0	0	0	0	-	Deadmarsh	4	0	0	0	2	3	-2
Bench					2			Foote	4	0	0	0	2	0	+1
								Simon	4	0	0	0	20	0	-1
								Bench					2		
TOTAL	4	(18-32-50)	84	122				TOTAL	4	(17-33-50)	64	140			

GOALTENDERS	GP	MP	GF	GA	ENG	SO	AVG	SHOTS	SPCT.	W-L-T
Wregget (P)	4	239:00	18	17	0	0	4.27	140	.879	2-2-0
PITTSBURGH TOTAL	4	240:00	18	17	0	0	4.25	140	.879	2-2-0
Thibault (Q)	3	130:36	8	9	0	0	4.13	73	.877	2-1-0
Fiset (Q)	2	105:46	9	9	0	0	5.11	49	.816	0-1-0
QUEBEC TOTAL	4	240:00	17	18	0	0	4.50	122	.852	2-2-0

POWER PLAY GOALS: PITTSBURGH (3 for 18) - Joseph 2, Mullen

QUEBEC (4 for 18) - Nolan 2, Clark, Ricci


SHORT-HANDED GOALS: PITTSBURGH (1) - Sandstrom

The Nordiques had the second best record in the league last year (30-13-5) and won the Northeast Division...Joe Sakic has led the Nordiques in scoring five of the last six seasons...Sakic ranks fourth in club history with 626 points...Nordiques goalies have stopped the last five penalty shots against and eight of the last nine.

EDMONTON OILERS



RON LOW



JASON ARNOTT

Location: 7424 - 118th Avenue, Edmonton, Alta. T5B 4M9
Founded: 1972 (WHA)
President/General Manager: Glen Sather
Head Coach: Ron Low
NHL Career Record (Seasons): First Season
Assistant Coaches: Kevin Primeau and Bob McCammon
Public Relations Director: Bill Tuele
Coordinator of Publications/Statistics: Steve Knowles
Athletic Therapist: Ken Lowe
Athletic Trainer: Barrie Stafford
Arena (Capacity): Northlands Coliseum (17,111)
General Office Phone: (403) 474-8561
Press Box Phone: (403) 474-9330
FAX Phone: (403) 477-9625
Starting Times of Games: WN-7:35; Sat.-8:35; Sun.-6:05; Mat.-2:05
Team Colors: Blue, Orange and White
Radio: CFCW 790 AM
Commercial TV: CFRN and CBXT
Cable TV: None
All-Time NHL Record: 625-471-160
1994-95 Record: 17-27-4
1994-95 Finish: 5th (Pacific Division)
1995 Playoff Record: Did Not Qualify for Playoffs
1994-95 Top Scorer: Doug Weight (7-33-40)
Stanley Cup Titles: Five (1984, 1985, 1987, 1988 and 1990)

All-Time Edmonton Scorer vs. Pittsburgh:
 Wayne Gretzky (28 gp, 31-44-75)
All-Time Pittsburgh Scorer vs. Edmonton:
 Mario Lemieux (21 gp, 11-27-38)
Longest Edmonton Win Streak vs. Pittsburgh:
 5, Mar. 16, 1981 - Mar. 17, 1982;
 Jan. 7, 1983 - Feb. 22, 1984
Longest Pittsburgh Win Streak vs. Edmonton:
 2, Nov. 4, 1989 - Feb. 2, 1990
Longest Edmonton Undefeated Streak vs. Pittsburgh:
 6, Jan. 7, 1983 - Nov. 6, 1984 (5-0-1)
Longest Pittsburgh Undefeated Streak vs. Edmonton:
 2, Nov. 4, 1989 - Feb. 2, 1990 (2-0-0)
Last Pittsburgh Win at Home: Jan. 15, 1994 (4-3)
 (0-0-0 since last win)
Last Edmonton Win at Home: Mar. 27, 1994 (5-3)
 (0-0-0 since last win)
Last Pittsburgh Win at Edmonton: Nov. 4, 1989 (3-1)
 (0-0-0 since last win)
Last Edmonton Win at Pittsburgh: Feb. 18, 1993 (5-4)
 (0-1-0 since last win)
Most Goals by Pittsburgh vs. Edmonton:
 7, 3 times, last time — Jan. 21, 1988 (P, 7-4)
Most Goals by Edmonton vs. Pittsburgh:
 10, Mar. 17, 1982 (E, 10-4); Feb. 19, 1983 (E, 10-7)
Most Goals by Both Teams: 17, Feb. 19, 1983 (E, 10-7)
Last Pittsburgh Shutout vs. Edmonton: None
Last Edmonton Shutout vs. Pittsburgh: None
Last Pittsburgh Hat Trick vs. Edmonton:
 Nov. 13, 1991 — Kevin Stevens
Last Edmonton Hat Trick vs. Pittsburgh:
 Nov. 8, 1988 — Jari Kurri
Last Pittsburgh Trade with Edmonton: Nov. 24, 1987,
 Paul Coffey, Dave Hunter and Wayne Van Dorp to
 Pittsburgh for Craig Simpson, Chris Joseph, Moe Mantha
 and Dave Hannan
Overtime Record vs. Pittsburgh: 1-1-1

PITTSBURGH VS. EDMONTON REGULAR SEASON									
YEAR	TOTAL	HOME	ROAD	GF-GA	YEAR	TOTAL	HOME	ROAD	GF-GA
1979-80	1-3-0	1-1-0	0-2-0	12-22	1987-88	0-3-0	0-1-0	0-2-0	8-17
1980-81	1-2-1	1-1-0	0-1-1	18-20	1988-89	1-2-0	0-2-0	1-0-0	12-15
1981-82	0-3-0	0-1-0	0-2-0	8-22	1989-90	2-1-0	1-0-0	1-1-0	12-8
1982-83	1-2-0	1-1-0	0-1-0	14-21	1990-91	1-2-0	1-1-0	0-1-0	14-15
1983-84	0-3-0	0-1-0	0-2-0	8-23	1991-92	2-1-0	2-0-0	0-1-0	14-14
1984-85	1-1-1	1-0-1	0-1-0	10-12	1992-93	1-2-0	0-1-0	0-1-0	11-11
1985-86	1-2-0	0-1-0	1-1-0	13-17	1993-94	1-1-0	1-0-0	0-1-0	7-8
1986-87	1-2-0	1-1-0	0-1-0	9-10	1994-95	Did Not Play			
TOTAL					14-30-2 10-12-1 3-18-1 170-235				

THIS YEAR'S SCHEDULE

Mar. 1 at Edmonton 9:35
 Mar. 21 at Pittsburgh 7:35
 (All Times Pittsburgh Times)



LARRY ROBINSON

LOS ANGELES KINGS



KELLY HRUDEY

Location: 3900 W. Manchester Blvd., Inglewood, CA 90305

Founded: 1967

Chairman: Joseph Cohen

President: Rogie Vachon

General Manager: Sam McMaster

Head Coach: Larry Robinson

NHL Career Record: First Season

Assistant Coaches: John Perpich, Rick Green

Director of Media Relations: Rick Minch

Trainer: Peter Demers

Arena (Capacity): Great Western Forum (16,005)

General Office Phone: (310) 419-3160

Press Box Phone: (310) 419-3243/3245

FAX Phone: (310) 673-8927

Starting Times of Games: EN-7:35; except Jan 27,

Feb. 10-12:05; Feb. 19-1:05

Team Colors: Black, White and Silver

Radio: XTRA 690 AM

Commercial TV: KTLA Channel 5

Cable TV: Prime Sports

All-Time NHL Record: 861-984-321

1994-95 Record: 16-23-9

1994-95 Finish: 4th (Pacific Division)

1995 Playoff Record: Did Not Qualify for Playoffs

1994-95 Top Scorer: Wayne Gretzky (11-37-48)

Stanley Cup Titles: None

All-Time Los Angeles Scorer vs. Pittsburgh:

Marcel Dionne (50 gp, 29-41-70)

All-Time Pittsburgh Scorer vs. Los Angeles:

Mario Lemieux (22 gp, 16-34-50)

Longest Los Angeles Win Streak vs. Pittsburgh:

5, Mar. 14, 1984 - Nov. 16, 1985

Longest Pittsburgh Win Streak vs. Los Angeles:

6, Nov. 15, 1969 - Feb. 26, 1970

Longest Los Angeles Undefeated Streak vs. Pittsburgh:

8, Mar. 2, 1977 - Mar. 14, 1978 (4-0-4)

Longest Pittsburgh Undefeated Streak vs. Los Angeles:

9, Nov. 15, 1979 - Feb. 13, 1982 (4-0-5)

Last Pittsburgh Win at Home: Dec. 14, 1993 (4-2)

(0-0-0 since last win)

Last Los Angeles Win at Home: Nov. 6, 1993 (8-3)

(0-0-0 since last win)

Last Pittsburgh Win at Los Angeles: Feb. 13, 1988 (7-5)

(0-8-0 since last win)

Last Los Angeles Win at Pittsburgh: Feb. 8, 1992 (4-3)

(0-2-0 since last win)

Most Goals by Pittsburgh vs. Los Angeles:

8, Mar. 26, 1969 (P, 8-4); Oct. 20, 1971 (P, 8-1)

Most Goals by Los Angeles vs. Pittsburgh:

10, Jan. 21, 1987 (LA, 10-5)

Most Goals by Both Teams: 15, Jan. 21, 1987 (LA, 10-5)

Last Pittsburgh Shutout vs. Los Angeles:

Nov. 23, 1974 (0-0) — Gary Inness

Last Los Angeles Shutout vs. Pittsburgh:

Dec. 17, 1986 (3-0) — Daren Elliot

Last Pittsburgh Hat Trick vs. Los Angeles:

Feb. 10, 1990 — Rob Brown

Last Los Angeles Hat Trick vs. Pittsburgh:

Mar. 10, 1990 — Luc Robitaille

Last Pittsburgh Trade with Los Angeles: July 29, 1994,

Luc Robitaille to Pittsburgh for Rick Tocchet and a second

round draft choice in 1995.

Overtime Record vs. Pittsburgh: 3-3-2

PITTSBURGH PENGUINS vs. LOS ANGELES KINGS

REGULAR SEASON

YEAR	TOTAL	HOME	ROAD	GF-GA	YEAR	TOTAL	HOME	ROAD	GF-GA
1967-68	4-6-0	3-2-0	1-4-0	26-33	1961-82	1-1-1	1-0-1	0-1-0	15-16
1968-69	2-5-1	1-2-1	1-3-0	20-24	1962-83	2-1-0	1-0-0	1-1-0	15-14
1969-70	6-2-0	4-0-0	2-2-0	20-11	1963-84	1-2-0	1-1-0	0-1-0	15-16
1970-71	2-4-0	2-1-0	0-3-0	18-26	1964-85	0-3-0	0-1-0	0-2-0	6-15
1971-72	4-1-1	3-0-0	1-1-1	29-19	1965-86	2-1-0	2-0-0	0-1-0	16-12
1972-73	4-2-0	3-0-0	1-2-0	17-14	1966-87	1-2-0	1-0-0	0-2-0	9-16
1973-74	1-4-0	1-2-0	0-2-0	6-14	1967-88	1-0-2	0-0-2	1-0-0	15-13
1974-75	1-3-2	0-1-2	1-2-0	8-15	1968-89	1-2-0	1-0-0	0-2-0	9-14
1975-76	5-1-0	3-0-0	2-1-0	29-16	1969-90	1-2-0	1-1-0	0-1-0	13-22
1976-77	2-3-1	1-2-0	1-1-1	20-23	1990-91	1-2-0	1-0-0	0-2-0	6-12
1977-78	0-3-0	0-1-2	0-2-1	15-21	1991-92	0-3-0	0-2-0	0-1-0	8-14
1978-79	4-3-1	2-2-0	2-1-1	24-22	1992-93	1-1-0	1-0-0	0-1-0	7-8
1979-80	1-1-2	1-1-0	0-0-2	13-12	1993-94	1-1-0	1-0-0	0-1-0	7-10
1980-81	2-0-2	2-0-0	0-0-2	18-16	1994-95	Did Not Play			
					TOTAL	51-59-16	37-19-8	14-40-8	404-448



THIS YEAR'S SCHEDULE

Oct. 21 at Pittsburgh 7:35
Nov. 11 at Los Angeles 10:35
(All Times Pittsburgh Time)



KEVIN CONSTANTINE

SAN JOSE SHARKS



SANDIS OZOLINSH

Location: 525 West Santa Clara St., San Jose, CA 95113
Founded: 1991
Chairman: George Gund, III
President and CEO: Arthur L. Savage
Exec. VP, Director of Player Personnel: Chuck Grillo
Exec. VP, Director of Hockey Operations: Dean Lombardi
Head Coach: Kevin Constantine
NHL Career Record (Seasons): 52-60-17 (2)
Assistant Coaches: Wayne Thomas, Drew Remenda and Vasily Tikhonov
Director of Media Relations: Ken Arnold
Assistant Director of Media Relations: Paul Turner
Media Relations Assistant: Roger Ross
Trainer: Tom Woodcock
Arena (Capacity): San Jose Arena (17,190)
General Office Phone: (408) 287-7070
Press Box Phone: (408) 999-5707
FAX Phone: (408) 999-5797
Starting Times of Games: EN 7:35; Mat. 2:00
Team Colors: Pacific Teal, Gray, Black and White
Radio: KFRC 610 AM or 99.7 FM and KLOK 1170 AM
Commercial TV: KICU, Channel 36
Cable TV: SportsChannel
All-Time NHL Record: 80-189-27
1994-95 Record: 19-25-4
1994-95 Finish: 3rd (Pacific Division)
1995 Playoff Record: Won, Calgary, 4-3, Western Conference Quarterfinals; Lost, Detroit, 4-0, Western Conference Semifinals
1994-95 Top Scorer: Ulf Dahlen (11-23-34)
Stanley Cup Titles: None

All-Time San Jose Scorer vs. Pittsburgh: Kelly Kisio (4 gp, 2-3-5);
All-Time Pittsburgh Scorer vs. San Jose: Mario Lemieux (7 gp, 10-20-30)
Longest San Jose Win Streak vs. Pittsburgh: None
Longest Pittsburgh Win Streak vs. San Jose: 5, Dec. 5, 1991 - Mar. 23, 1993
Longest San Jose Undeclared Streak vs. Pittsburgh: 2, Nov. 2, 1993 - Mar. 22, 1994 — current (0-0-2)
Longest Pittsburgh Undeclared Streak vs. San Jose: 7, Dec. 5, 1991 - Mar. 22, 1993 (5-0-2) — current
Last Pittsburgh Win at Home: Mar. 23, 1993 (7-2) (0-0-1 since last win)
Last San Jose Win at Home: None (0-3-1 since last win)
Last Pittsburgh Win at San Jose: Dec. 5, 1992 (9-4) (0-0-1 since last win)
Last San Jose Win at Pittsburgh: None (0-2-1 since last win)
Most Goals by Pittsburgh vs. San Jose: 10, Dec. 17, 1991 (P, 10-2)
Most Goals by San Jose vs. Pittsburgh: 4, Dec. 5, 1992 (P, 9-4)
Most Goals by Both Teams: 13, Dec. 5, 1992 (P, 9-4)
Last Pittsburgh Shutout vs. San Jose: Dec. 5, 1991 (8-0) — Tom Barrasso
Last San Jose Shutout vs. Pittsburgh: None
Last Pittsburgh Hat Trick vs. San Jose: Mar. 6, 1992 — Rick Tocchet
Last San Jose Hat Trick vs. Pittsburgh: None
Last Pittsburgh Trade with San Jose: Feb. 26, 1993
 Future considerations to Pittsburgh for Peter Ahola
Overtime Record vs. Pittsburgh: 0-0-2

PITTSBURGH PENGUINS vs. SAN JOSE SHARKS									
REGULAR SEASON					REGULAR SEASON				
YEAR	TOTAL	HOME	ROAD	GF-GA	YEAR	TOTAL	HOME	ROAD	GF-GA
1991-92	3-0-0	1-0-0	2-0-0	25-5	1993-94	0-0-2	0-0-1	0-0-1	5-5
1992-93	2-0-0	1-0-0	1-0-0	16-6	1994-95	Did Not Play			
					TOTAL	5-0-2	2-0-1	3-0-1	46-16

THIS YEAR'S SCHEDULE

Nov. 10 at San Jose 10:35
 Jan. 3 at Pittsburgh 7:35
 (All Times Pittsburgh Times)



RICK LEY

VANCOUVER CANUCKS



TREVOR LINDEN

Location: General Motors Place, 800 Griffiths Way, Vancouver, B.C. V6B 6G1
Founded: 1970
Chairman: Arthur Griffiths
President and General Manager: Pat Quinn
Head Coach: Rick Ley
NHL Career Record (Seasons): 87-89-32 (3)
Assistant Coaches: Stan Smyl and Glen Hanlon
Vice President, Communications: Steve Tambellini
Manager of Hockey Information: Devin Smith
Trainers: Larry Ashley, Pat O'Neill and Darren Granger
Arena (Capacity): General Motors Place (TBA)
General Office Phone: (604) 899-4600
Press Box Phone: TBA
FAX Phone: (604) 899-4640
Starting Times of Games:
Team Colors: White, Black, Red and Yellow
Radio: CKNW 980 AM and Western Information Network
Commercial TV: BCTV and CBC
Cable TV: None
All-Time NHL Record: 713-968-287
1994-95 Record: 18-18-12
1994-95 Finish: 2nd (Pacific Division)
1995 Playoff Record: Won, St. Louis, 4-3, Western Conference Quarterfinals; Lost, Chicago, 4-0, Western Conference Semifinals
1994-95 Top Scorer: Pavel Bure (20-23-43)
Stanley Cup Titles: None

All-Time Vancouver Scorer vs. Pittsburgh:
 Don Lever (33 gp, 17-17-34)
All-Time Pittsburgh Scorer vs. Vancouver:
 Mario Lemieux (22 gp, 21-30-51)
Longest Vancouver Win Streak vs. Pittsburgh:
 2, 5 times, last time — Jan. 7, 1989 - Nov. 5, 1989
Longest Pittsburgh Win Streak vs. Vancouver:
 7, Mar. 5, 1991 - Mar. 30, 1994 — current
Longest Vancouver Undefeated Streak vs. Pittsburgh:
 4, Nov. 26, 1980 - Mar. 17, 1981 (3-0-1)
Longest Pittsburgh Undefeated Streak vs. Vancouver:
 7, Mar. 5, 1991 - Mar. 30, 1994 — current (7-0-0)
Last Pittsburgh Win at Home: Mar. 19, 1994 (5-4) (0-0-0 since last win)
Last Vancouver Win at Home: Feb. 27, 1991 (4-3) (0-3-0 since last win)
Last Pittsburgh Win at Vancouver: Mar. 30, 1994 (3-1) (0-0-0 since last win)
Last Vancouver Win at Pittsburgh: Jan. 7, 1989 (7-5) (0-5-1 since last win)
Most Goals by Pittsburgh vs. Vancouver:
 9, Oct. 6, 1976 (P, 9-5); Mar. 13, 1979 (P, 9-3); Feb. 15, 1986 (P, 9-4)
Most Goals by Vancouver vs. Pittsburgh:
 10, Dec. 19, 1980 (V, 10-4)
Most Goals by Both Teams:
 14, four times, last time — Feb. 29, 1984 (V, 9-5)
Last Pittsburgh Shutout vs. Vancouver:
 Jan. 23, 1987 (6-0) — Gilles Meloche and Roberto Romano
Last Vancouver Shutout vs. Pittsburgh:
 Feb. 17, 1988 (5-0) — Kirk McLean
Last Pittsburgh Hat Trick vs. Vancouver:
 Jan. 23, 1987 — Mario Lemieux
Last Vancouver Hat Trick vs. Pittsburgh:
 Jan. 7, 1989 — Tony Tanti
Last Pittsburgh Trade with Vancouver: Jan. 8, 1990, Tony Tanti, Barry Pederson and Rod Buskas to Pittsburgh for Dan Quinn, Andrew McBain and Dave Capuano
Overtime Record vs. Pittsburgh: 0-0-3

PITTSBURGH PENGUINS vs. VANCOUVER CANUCKS									
REGULAR SEASON					REGULAR SEASON				
YEAR	TOTAL	HOME	ROAD	GF-GA	YEAR	TOTAL	HOME	ROAD	GF-GA
1970-71	4-1-1	3-0-0	1-1-1	24-15	1983-84	1-2-0	0-1-0	1-1-0	12-14
1971-72	4-2-0	2-1-0	2-1-0	21-20	1984-85	2-1-0	2-0-0	0-1-0	17-14
1972-73	3-2-0	2-1-0	1-1-0	18-14	1985-86	2-1-0	1-0-0	1-1-0	18-11
1973-74	4-1-0	2-0-0	2-1-0	27-16	1986-87	1-0-2	0-0-2	1-0-0	11-5
1974-75	3-1-0	2-0-0	1-1-0	18-15	1987-88	1-2-0	1-0-0	0-2-0	10-14
1975-76	2-1-1	1-0-1	1-1-0	16-15	1988-89	2-1-0	1-1-0	1-0-0	14-12
1976-77	2-1-1	1-0-1	1-1-0	16-10	1989-90	1-2-0	1-0-0	0-2-0	10-13
1977-78	1-2-1	1-1-0	0-1-1	16-16	1990-91	1-1-1	1-0-1	0-1-0	9-7
1978-79	3-1-0	1-1-0	2-0-0	24-16	1991-92	2-0-0	1-0-0	1-0-0	11-6
1979-80	2-1-1	1-0-1	1-1-0	13-12	1992-93	2-0-0	1-0-1	1-0-0	10-3
1980-81	0-3-1	0-1-1	0-2-0	13-23	1993-94	2-0-0	1-0-0	1-0-0	8-5
1981-82	2-0-1	1-0-0	1-0-1	13-10	1994-95	Did Not Play			
1982-83	1-2-0	1-1-0	0-1-0	10-17	TOTAL	48-28-10	26-8-7	20-20-3	359-303

THIS YEAR'S SCHEDULE

Jan. 8 at Pittsburgh 7:35
 Feb. 27 at Vancouver 10:35
 (All Times Pittsburgh Time)

CAREER SCORING RECORDS VS. PENGUINS

(ACTIVE NHL PLAYERS)

OPPONENT PLAYER

TEAM(S)	GP	G	A	TP	PIM	OPPONENT PLAYER	TEAM(S)	GP	G	A	TP	PIM
ADAMS, Greg	N.J., Van.	39	12	21	7	CRAIG, Mike	Min., Dal.	8	1	3	4	8
ALVAREZ, Michal	Det.	2	0	0	0	CRAIGWELL, Dale	S.J.	3	1	1	2	0
ALBERT, Tommy	Que.	2	11	13	35	CRAWEN, Murray	Det., Phi., Hd., Van.	52	21	27	48	47
ALLISON, Jason	Was.	1	1	0	1	CREIGHTON, Adam	Buf., Chi., NYI, T.B.	14	6	7	13	48
AMBROZIAK, Peter	Buf.	1	0	0	0	CROWNIN, Shawn	Wpg., Phi., S.J.	11	0	2	2	8
AMONTE, Tony	NYR	18	5	6	11	CROSS, Cory	T.B.	4	0	0	0	6
ANDERSON, Glenn	Edm.	39	25	54	33	CROWLEY, Ted	Hfd.	9	0	0	0	4
ANDERSON, Shawn	Was.	9	0	0	2	CULLEN, John	Hfd., Tor.	6	4	4	8	16
ANDERSSON, Mikael	Buf., Hfd., T.B.	15	2	5	7	CUMMINS, Jim	Phi., TB	2	1	1	2	2
ANDERSSON, Peter	NYR	3	0	0	0	CUNNEWORTH, Randy	Buf., Wpg., Hfd., Ott.	18	5	3	8	64
ANDRBYCHAK, Dave	Buf., Tor.	32	10	39	24	CURRY, Brian	Bos., NYI, Tor., Buf., Was.	22	4	3	5	20
ANTOSKI, Shawn	Phi.	2	0	0	0	CZERKAWSKI, Marius	Bos.	4	3	2	5	0
ARCHIBALD, David	Ott.	3	2	0	2	DAHLEN, Ulf	NYR, Min., Dal., S.J.	19	9	8	17	28
ARNOTT, Jason	Edm.	2	0	3	3	DAHLQUIST, Chris	Min., Cgy., Ott.	9	0	1	1	12
ASTLEY, Mark	Buf.	2	0	0	0	DAIGLE, Alexander	Det.	0	0	0	0	0
AUDETTE, Donald	Buf.	15	4	2	6	DAIGNEAULT, J. J.	Van., Phi., Mon.	32	22	11	13	33
BABYCH, Dave	Wpg., Hfd., Van.	30	4	15	19	DALGARNO, Brad	NYI	22	5	6	11	14
BAKER, Jamie	Que., Ott., S.J.	7	0	1	1	DAMPFOUSSE, Vincent	Tor., Edm., Mon.	30	10	21	31	31
BARNES, Stu	Wpg., Fla.	9	3	2	5	DANEVKO, Ken	N.J.	58	3	6	9	173
BARON, Murray	S.L.	4	0	0	0	DANIELS, Scott	Hfd.	1	0	0	0	5
BARNABY, Matthew	Buf.	5	0	0	0	DARBY, Craig	Mon.	3	0	0	0	0
BARR, Dave	S.L., Hfd., Det., N.J.	27	4	9	13	DAVYDOV, Evgeny	Wpg., Fla.	0	6	0	2	22
BASSEN, Bob	NYI, Chi., S.L., Que.	10	1	3	24	DAWE, Jason	Buf.	4	0	0	0	1
BAUMGARTNER, Ken	L.A., NYI, Tor.	20	0	1	69	DEADMARSH, Adam	Que.	4	0	0	0	2
BAUTIN, Sergei	Wpg.	4	0	0	4	DEAN, Kevin	NJ	2	0	0	0	0
BEERS, Bob	Bos., T.B., Edm., NYI	9	1	2	3	DEMITRA, Pavel	Ott.	1	0	0	0	0
BELANGER, Jesse	Edm.	5	0	0	7	DEMBRO, Steve	Edm.	2	0	0	0	0
BELLAS, Brian	Mon.	38	16	14	30	DESJARDINS, Eric	Mon., Phi.	21	3	11	14	20
BENNETT, Adam	Chi., Edm.	2	0	1	1	DIDUCK, Gerald	NYI, Mon., Van.	32	2	9	11	94
BENNING, Brian	S.L., L.A., Phi., Edm., Fla.	29	1	0	10	DIMAIQ, Rob	NYI, T.B., Phi.	13	2	2	0	16
BERANEC, Josef	Edm., Tor.	4	1	5	6	DINEEN, Kevin	NYI, Min., Cgy.	9	0	0	0	0
BEREHOWSKY, Drake	Tor.	2	0	1	1	DIONNE, Gilbert	Hfd., Phi.	31	9	16	25	88
BERG, Bill	NYI, Tor.	19	5	6	11	DIPIETRO, Paul	Mon., Phi.	10	3	1	4	2
BERGEVIN, Marc	Chi., NYI, Hfd., T.B.	31	2	7	50	DONATO, Don	Mon.	6	1	4	5	5
BERGLUND, Tim	Wpg., Fla.	0	0	0	0	DONNELLY, John	S.L., N.J.	12	0	0	0	0
BERUBE, Craig	Phi., Tor., Cgy., Edm., NYR	33	4	1	5	DOWD, Bob	Wpg., Det., Ana.	6	0	1	1	21
BEUKEROOM, Jeff	Edm., NYR	27	0	5	86	DOMI, Tie	NYR, Wpg.	10	0	1	1	53
BICANEK, Radim	Ott.	0	0	0	0	DONATO, Ted	Bos.	14	4	3	7	6
BLAKE, Rob	Wpg.	1	3	4	2	DORR, A. Mike	NYR	6	6	42	48	3
BODGER, Doug	Buf.	22	2	14	16	DOWD, Jim	N.J.	2	1	4	5	0
BOIVIN, Claude	Phi., Ott.	8	0	1	1	DRAKE, Dallas	Det.	4	0	3	3	0
BONDRA, Peter	Was.	28	8	7	15	DRAPER, Kns	Det.	1	0	0	0	0
BONK, Badek	Ott.	4	1	2	8	DRIVER, Bruce	Was., Wpg., L.A.	23	5	10	15	22
BORSATO, Luciano	Wpg.	6	2	2	4	DRUCE, John	Hfd.	4	0	1	1	0
BORSCHESKY, Nikolai	Tor.	3	1	2	3	DRURY, Ted	Hfd.	4	0	1	1	0
BOUCHER, Philippe	Buf.	5	0	0	0	DUCHESNE, Gaetan	Was., Que., Min., S.J., Fla.	61	15	23	38	37
BOURQUE, Phil	NYR, Ott.	11	1	1	8	DUGHEY, Steve	L.A., Phi., Que.	24	6	9	15	18
BOURQUE, Ray	Bos.	51	15	50	65	DUPRESNE, Donald	Mon., T.B.	4	0	0	0	0
BOWEN, Jason	Phi.	3	0	0	4	DUPRE, Yanick	Phi.	3	0	0	0	0
BOZON, Philippe	S.L.	4	1	0	0	DYKHUIS, Karl	Phi.	3	0	0	0	6
BRADLEY, Brian	Cgy., Van., Tor.	23	8	18	16	EAGLES, Mike	Que., Chi., Wpg.	22	2	2	3	31
BRASHEAR, Donald	Mon.	3	0	0	4	EAKINS, Dallas	Phi.	1	0	0	0	0
BRINDAMOUR, Rod	S.L., Phi.	27	12	33	21	EASTWOOD, Mike	Tor.	1	0	0	1	2
BRISEBOIS, Patrice	Mon.	11	2	5	22	ELIK, Todd	L.A., Min., Edm., S.J.	11	4	6	10	2
BRODIE, Neal	Min., Dal., NYI	34	23	33	22	ELLIS, Wade	Wpg.	27	1	14	14	0
BROTEN, Paul	NYR, Dal.	21	6	7	13	ELYNUIK, Pat	Wpg., Was., T.B., Ott.	25	8	18	26	16
BROWN, Dave	Phi., Edm.	40	4	7	11	EMERSON, Nelson	S.L., Wpg.	6	1	5	6	0
BROWN, Doug	N.J.	30	8	11	9	EMMA, David	N.J.	2	0	0	0	0
BROWN, Jeff	Que., S.L., Van.	20	6	21	26	ERNEY, Bob	N.J.	32	2	2	4	0
BROWN, Keith	Chi., Fla.	35	11	12	34	EVANSON, Dean	Was., Hfd., S.J., Dal.	24	5	9	14	20
BRUCE, David	Van., S.J.	6	0	1	1	EWEN, Todd	S.L., Mon., Ana.	9	0	2	2	16
BRUNET, Benoit	Mon.	9	2	4	6	FALLOON, Pat	S.J.	6	1	1	2	0
BRUYIN, Sergei	NJ	2	2	2	2	FEATHERSTONE, Glen	S.L., Bos., S.J.	11	0	0	0	0
BUCHBERGER, Kelly	Edm.	16	2	1	3	FEDOROV, Sergei	Det.	10	8	5	13	9
BUKAKOWSKY, Robert	Ott.	1	0	0	0	FEDYK, Brent	Det., Phi.	17	4	5	9	8
BURE, Pavel	Van.	6	6	6	0	FERRARO, Ray	Hfd., NYI	38	16	18	34	50
BURE, Valeri	Mon.	3	1	0	1	FETISOV, Vacheslav	N.J.	32	12	14	14	65
BUREAU, Marc	Cgy., Min., T.B.	12	1	1	2	FINLEY, Jeff	NYI, Phi.	8	0	0	0	0
BURR, Shawn	Det.	21	4	10	14	FINN, Steven	Que.	26	2	6	8	75
BURRIDGE, Randy	Bos., Was.	25	11	6	17	FITZGERALD, Tom	NYI, Fla.	25	3	6	9	15
BURT, Adam	Hfd.	16	4	6	39	FLATLEY, Patrice	NYI	55	20	33	53	72
BUTCHER, Garth	Van., S.L.	24	1	9	10	FLEURY, Theo	Cgy.	13	9	12	21	16
BUTSAYEV, Vyacheslav	Phi., S.J.	8	2	1	3	FOGARTY, Bryan	Mon.	4	0	0	0	2
CARBONNEAU, Guy	Mon.	35	14	17	31	FOOTE, Adam	Que.	12	1	1	2	8
CARLKER, Terry	NYR, Que., Phi., Det.	42	3	15	108	FORSBERG, Peter	Que.	2	2	4	4	0
CARNBACK, Patrick	Ana.	1	1	2	0	FRASER, Ian	Que.	2	1	2	3	0
CARNEY, Keith	Buf.	5	0	0	0	FREER, Mark	Phi., Ott.	6	0	3	3	5
CARPENTER, Bob	Was., NYR, L.A., Bos., N.J.	63	22	34	55	GAGNER, Dave	NYR, Min., Dal.	22	11	10	21	26
CARSON, Jimmy	L.A., Edm., Det., Van., Hfd.	28	11	14	25	GALLEY, Gary	L.A., Was., Bos.	34	18	22	67	
CASSELLS, Andrew	Mon., Hfd.	17	3	16	19	GARTNER, Mike	S.J., Fla.	6	2	4	6	0
CAVALLINI, Paul	Was., Min., Dal.	25	2	9	11	GAUDREAU, Rob	Bos., Min., NYR	88	55	43	98	108
CHAMBERS, Shawn	Min., Was., T.B., NJ	19	1	5	6	GAUDREAU, Martin	S.J., Ott.	6	3	1	4	0
CHARRON, Eric	S.L., Hfd.	8	0	2	32	GENDRON, Martin	Edm., Que., Was.	15	3	2	4	4
CHASE, Kelly	Mon., Chi.	25	5	18	23	GILBERT, Greg	NYI, Chi., NYR	55	7	23	30	51
CHELIOS, Chris	Det.	16	4	8	12	GILCHRIST, Brent	Mon., Edm., Dal.	15	2	2	0	6
CHIASSON, Steve	Hfd.	3	3	4	4	GILL, L.A., NYR	Wpg., L.A., NYR	12	0	0	0	0
CHIBRY, Igor	Mon., N.J.	21	1	4	5	GILL, Todd	Tor.	14	1	6	7	28
CHORSKE, Tom	Hfd., Cgy., Min., Dal.	13	1	2	25	GILMOUR, Doug	S.L., Cgy., Tor.	28	12	20	32	19
CHYNOWETH, Dean	NYI	7	1	0	1	GLYNN, Brian	Cgy., Min., Edm., Ott.	12	0	4	4	26
CHYZOVSKI, Dave	NYI	3	0	0	0	GODYVNIK, Alexander	Tor., Cgy., Hfd., Fla.	1	0	0	0	0
CICCARELLI, Dino	Min., Was., Det.	47	25	47	43	GONCHAR, Sergei	Was.	3	1	2	0	0
CICCONI, Enrico	Was., T.B.	6	0	2	23	GORDIQU, Viktor	Buf.	1	0	1	1	0
CIGER, Zdeno	N.J., Edm.	12	6	3	9	GRAHAM, Dirk	Min., Chi.	27	7	13	20	23
CIGRATO, Joe	Col., N.J., Que., NYR, Fla.	21	7	16	13	GRANITZ, Tom	NYR, L.B.	19	0	8	25	31
CLARK, Wendel	Tor., Que.	16	1	7	14	GRATTON, Chris	NYR	31	11	10	21	65
COFFEY, Paul	Edm., L.A., Det.	39	18	27	16	GRAVES, Adam	Det., NYR	31	11	10	12	12
COLE, Danton	Wpg., T.B., NJ	15	2	1	3	GREEN, Travis	NYI	12	2	2	4	10
COLANGE, Pat	NYR, Edm., N.J.	26	2	12	2	GRIEVE, Brent	Hfd.	7	0	0	0	6
CONROY, Al	Buf., NYI	7	0	1	18	GRIEVE, Wayne	Edm., L.A.	42	40	65	105	12
CORKUM, Bob	Buf., Ana.	8	0	0	0	GRETZKY, Wayne	Chi., Ana.	7	0	0	0	8
CORSON, Shayne	Mon., Edm.	21	7	10	17	GROENEN, Stu	Edm.	1	0	0	0	0
COTE, Alan	Que.	1	0	0	1	GROENEN, John	Bos.	0	0	0	0	0
COTE, Sylvain	Hfd., Was.	34	3	6	9	GUERIN, Bill	NYI	13	9	8	9	20
COURTNALL, Geoff	Bos., Was., S.L., Van.	35	15	20	35	GUSAROV, Alexei	Que.	15	1	5	6	8
COURTNALL, Russ	Tor., Mon., Min., Dal.	27	12	16	28							

CAREER SCORING RECORDS VS PENGUINS

(ACTIVE NHL PLAYERS)

OPPONENT PLAYER	TEAM (S)	GP	G	A	TP	PIM	OPPONENT PLAYER	TEAM (S)	GP	G	A	TP	PIM
HALKIDIS, Bob	Buf., L.A., Det.	6	1	4	5	30	LEMIEUX, Claude	ST.L., Min., Chi., Har.	19	16	13	35	54
HALLER, Kevin	Buf., Mon., Phi.	12	0	3	3	12	LEMIEUX, Jocelyn	St.L., Min., Chi., Har.	19	2	2	3	31
HAMR, Radek	Ott.	1	0	0	0	0	LEROUX, Francois	Ott.	2	0	0	0	11
HAMILIK, Roman	T.B.	6	1	1	2	12	LESCHYSHYN, Curtis	Que.	20	6	6	8	23
HANKINSON, Ben	N.J.	2	0	0	0	0	LEVINS, Scott	Fla.	0	0	0	0	24
HANNAN, Dave	Edm., Tor., Buf.	19	5	8	13	12	LIDSTER, Doug	Van., NYR	26	3	12	15	15
HARDY, Mark	L.A., NYR	51	5	23	28	125	LIDSTROM, Niklas	Det.	7	0	4	4	0
HARKINS, Tod	Cgy.	3	0	0	0	0	LINDBERG, Chris	Cgy., Que.	16	1	3	4	4
HARTMAN, Mike	Buf., Wpg., T.B., NYR	17	1	3	4	4	LINDEN, Wayne	Van.	15	2	4	1	16
HATCHER, Kevin	Min., Dal.	5	1	3	4	4	LINDROS, Brett	NYI	3	0	1	1	24
HAWERCHUK, Dale	Was.	59	9	26	35	134	LINDROS, Eric	Phi	10	5	5	10	10
HEDICAN, Bret	Wpg., Buf.	43	23	22	45	28	LINDSAY, Bill	Que., Fla.	12	1	3	4	6
HEINZE, Stephen	Bos.	14	4	4	8	10	LIPUMA, Chris	T.B.	3	0	1	2	2
HILL, Sean	Ana.	6	1	3	4	8	LOEWEN, Darcy	Ott.	6	1	1	2	2
HOJUE, Benoit	Buf., NYI	28	8	17	25	43	LOMAKIN, Andrei	Phi., Fla.	16	1	3	4	4
HOLK, Bobby	Hfd., N.J.	21	6	4	10	28	LONEY, Troy	Ana., NYI	6	1	1	2	4
HOUDA, Doug	Det., Hfd., Buf.	12	0	3	3	24	LOWE, Kevin	Edm., NYR	49	4	22	26	69
HOUGH, Mike	Que., Fla.	21	3	8	11	8	LOWRY, Dave	Van., St.L., Fla.	20	3	4	7	42
HOULDER, Bill	Was., Buf., Ana.	9	0	2	2	2	LUDWIG, Craig	Mon., NYI, Min., Dal.	30	0	7	7	16
HOUSLEY, Phil	Buf., Wpg., St.L., Chris	8	1	3	8	8	LUMME, Jyrki	Mon., Van.	14	2	8	10	8
HOWE, Mark	Hfd., Phi., Det.	65	18	47	65	32	MACDERMID, Paul	Hfd., Wpg., Was., Que.	27	2	7	9	41
HUARD, Bill	Ott.	4	0	0	0	5	MacDONALD, Doug	Buf.	1	0	0	0	0
HUDSON, Charlie	Edm., L.A., Buf.	34	3	14	17	16	MacINNIS, AJ	Cgy., Tor.	27	6	23	29	42
HUDSON, Mike	Chi., NYR	16	1	2	2	2	MACINTOSH, Norm	NYR, Hfd., Edm.	12	1	1	1	12
HUFFMAN, Kerry	Que., Ott.	28	4	9	13	33	MACKEY, David	Ott.	2	2	2	0	0
HUGHES, Brent	Bos.	12	1	0	1	53	MacLEAN, John	N.J.	16	7	4	11	14
HULL, Brett	Cgy., St.L.	19	11	18	29	8	MACOON, Jamie	Cgy., Tor.	25	1	15	16	18
HULL, Eric	Hfd., N.J.	21	6	4	10	28	MACOON, Wayne	Phi., Bos., Edm.	42	13	13	25	21
HUNTER, Dale	Que., Was.	71	22	43	65	244	MAKAROV, Sergei	Cgy., S.J.	13	6	5	5	6
HUNTER, Tim	Cgy., Que., Van.	20	5	2	7	52	MAKELA, Mikko	Bos.	35	11	13	24	18
HUSCROFT, Jamie	N.J., Bos.	39	2	19	31	1	MALAKHOV, Vladimir	NYI, Mon.	14	2	7	9	16
IAFRATE, AJ	Tor., Was.	12	0	19	31	4	McDUGALL, Bill	Mon., N.J., S.J., Ott.	22	5	3	8	63
JANNEY, Craig	Bos., St.L.	13	2	11	13	4	MALLETTE, Troy	NYR, Edm., N.J., Ott.	22	5	3	8	63
JANSSENS, Mark	Hfd.	11	0	4	4	12	MALGUNUS, Stewart	Phi.	3	0	0	0	2
JOHNSON, Calle	Buf., Was.	40	3	15	18	18	MALTRY, Kurt	Edm.	2	1	0	1	2
JOHANSON, Calle	Det.	1	0	2	2	2	McDONALD, L.E. Kent	Edm.	1	0	1	1	2
JOHANSON, Greg	Min., Dal., Was.	11	0	3	3	16	MANSON, Dave	Chi., Edm.	17	3	6	9	71
JOHNS, Keith	Was.	12	0	6	6	25	MARCHANT, Todd	Edm.	1	0	0	0	0
JOSEPH, Chris	Edm., T.B.	7	0	3	4	4	MARCHMENT, Bryan	Wpg., Chi., Hfd.	8	2	2	1	38
JUHLIN, Patrik	Bos., Phi.	3	0	0	0	2	MARX, Gordon	Tor., NYI, Bos.	18	9	4	13	16
JUNEAU, Joe	Bos., Was.	12	2	11	13	4	MAROS, Daniel	Tor., NYI, Bos.	18	9	4	13	16
KAMENSKY, Valeri	Que.	9	4	6	10	2	MARTIN, Matt	NYI	10	0	0	0	2
KAMENSKY, Valeri	NYI	2	0	0	0	0	MATTEAU, Stephane	Cgy., Chi., NYR	10	2	2	4	14
KAMENSKY, Kevin	Ott.	1	0	1	1	7	MAY, Adam	Was.	25	6	6	9	111
KARPA, Dave	Que.	7	1	2	3	22	MAY, Brad	Buf.	15	3	3	3	70
KARPOVITSEV, Alexander	NYR	7	0	1	1	6	MOYER, Derek	Ott.	2	0	0	0	0
KASATONOV, Alexei	N.J., Ana.	29	4	19	23	36	McAMMOND, Dean	Edm.	1	0	1	1	2
KASPARAITIS, Darius	NYI	12	0	2	2	31	McBEE, Brian	L.A., NYI, Wpg.	19	1	4	1	2
KEANE, Mike	Mon.	24	8	16	26	28	McCARTHY, Sandy	L.A., NYI, Wpg.	19	1	0	0	5
KECZMER, Dan	Cgy., Hfd.	5	0	0	0	2	McCRIMMON, Brad	Bos., Phi., Cgy., Det., Hfd.	67	3	24	27	76
KEKALAINEN, Jarmo	Ott.	1	0	0	0	0	McCOSH, Shawn	NYR	1	1	0	1	0
KENNEDY, Dean	L.A., NYR, Buf., Wpg.	25	5	8	32	3	McDUGALL, Bill	Edm.	4	0	1	1	0
KENNEDY, Sheldon	Det.	6	1	2	3	4	McGILL, Ryan	Phi.	10	0	1	1	38
KHMYLEV, Yuri	Buf.	14	5	4	9	4	McINNIS, Marty	Tor., L.A., NYR	10	4	2	6	2
KHRISTICH, Dimitri	Was.	24	9	15	24	8	McINTYRE, John	NYR, Van.	9	2	0	2	12
KIMBLE, Darren	Bos., Chi.	6	0	1	1	0	MCKAY, Randy	Det.	24	2	2	4	37
KING, Derek	Det., NYR	38	17	18	35	22	McKEE, Mike	Cgy.	3	0	0	0	2
KING, Kris	Det., NYR	26	2	3	5	110	McKENZIE, Jim	Hfd., Dal.	9	0	0	0	31
KISIO, Kelly	Det., NYR, S.J., Cgy.	43	14	25	39	73	McKIM, Andrew	Bos.	3	0	0	0	2
KLATT, Trent	Min., Dal.	2	0	0	0	0	McLEAN, Jeff	St.L.	5	0	1	1	0
KLEE, Ken	Was.	3	2	2	2	6	McLWAIN, Dave	Wpg., NYI, Tor., Ott.	18	2	3	5	14
KLIMA, Petr	Det., Edm.	11	29	15	8	23	McPHEE, Mike	Mon., Min., Dal.	25	6	5	11	30
KOCHUR, Joe	Bos.	2	0	0	0	6	McRAE, Basil	Que., Det., Min., St.L.	18	3	2	5	58
KONOWALCHUK, Steve	Det., NYR	31	1	2	3	81	McSORLEY, Marty	Edm.	1	0	0	0	0
KONSTANTINOV, Vladimir	Det.	7	0	2	2	14	MELANSON, Dean	Edm.	1	0	0	0	0
KOROLEV, Igor	St.L.	4	0	1	1	4	MELLANBY, Scott	Phi., Edm.	42	13	18	31	58
KOVALENKO, Andrei	Que.	11	4	8	12	12	MESSIER, Mark	Edm., NYR	55	22	58	80	117
KOVALEV, Alexei	NYR	11	2	3	5	8	MIEHM, Kevin	St.L.	3	0	0	0	2
KOZLOV, Viacheslav	Chi., Edm.	2	3	0	3	2	MILLEN, Corey	NYR, L.A., N.J.	11	4	4	8	8
KRAVCHUK, Igor	Van.	16	0	2	2	0	MILLER, Kevin	NYR, Was.	65	15	28	43	40
KRON, Robert	Buf., NYI, Que.	32	4	7	11	34	MILLER, Kevin	NYR, Det., St.L.	13	5	4	9	9
KRUPP, Uwe	Buf., NYI, Que.	32	4	7	11	34	MIRONOV, Dimitri	Wpg., Edm.	3	0	0	2	2
KRUSE, Paul	Cgy.	3	1	0	1	5	MODANO, Mike	Min., Dal.	12	7	7	14	6
KRYGIER, Todd	Hfd., Was.	12	4	5	9	7	MODANO, Mike	N.J.	4	1	2	0	0
KUCERA, Frantisek	Chi., Hfd.	8	1	2	3	8	MOGGER, Jaroslav	Bos., S.J.	1	0	0	0	1
KUDELSKI, Bob	L.A., Ott., Fla.	21	2	3	12	12	MOGILNY, Alexander	Buf.	17	9	9	16	22
KURRI, Jan	Edm., L.A.	37	18	24	42	12	MOLLER, Randy	Que., NYR, Buf., Fla.	39	3	8	11	70
KURVERS, Tom	Mon, Buf, N.J., Tor, Van.	31	8	29	37	24	MONTESSO, Sergio	Mon., St.L., Van.	20	2	12	14	32
KVARTALNOV, Dimitri	Bos.	8	0	1	1	13	MONTGOMERY, Jim	St.L.	5	0	0	0	0
KYPREOS, Nick	Hfd., NYR	10	0	1	1	13	MORE, Jayson	S.J.	5	0	2	2	14
LaCHANCE, Scott	NYI	11	0	3	3	4	MORRIS, Jon	N.J., S.J.	8	1	7	8	8
LACROIX, Greg	Bos.	3	0	0	0	7	MULLER, Kirk	N.J., Mon.	63	24	46	70	112
LADOUCEUR, Randy	Det., Hfd., Edm.	30	1	0	6	26	MURPHY, Glenn	Edm., Buf.	22	1	3	4	36
LAFAYETTE, Nathan	NYR	1	0	0	0	0	MURPHY, Gord	Phi., Bos., Fla.	37	4	11	15	40
LaFONTAINE, Pat	NYI, Buf.	57	32	35	67	28	MURPHY, Joe	Det., Edm., Chi.	15	4	10	14	25
LAMB, Mike	Det., Edm., Ott., Mon.	23	3	2	5	28	MURPHY, Rob	Ott.	4	0	0	0	14
LAPERRIERE, Daniel	Mon.	2	0	0	0	0	MURPHY, Rob	St.L.	11	0	0	0	0
LAPOINTE, Claude	Que.	13	6	8	14	14	MURRAY, Troy	Chi., Wpg.	33	12	0	2	58
LAPOINTE, Martin	Det.	1	0	0	0	0	MURZYN, Dana	Hfd., Cgy., Van.	13	0	1	1	11
LARONOV, Igor	Van., S.J.	11	2	2	5	7	MUSIL, Frank	Min., Cgy.	20	1	5	6	45
LARMER, Steve	Chi., NYR	37	17	22	44	22	NASLUND, Mats	Mon., Bos.	26	13	6	19	4
LAUCHE, Steve	Ott.	2	0	0	0	2	NECKAR, Stanislav	Ott.	10	3	6	19	4
LAUKKANAN, Janne	Que.	1	0	1	1	0	NEDVED, Petr	Van., NYR	10	1	1	2	2
LAUS, Patul	Fla.	4	0	1	19	4	NEELY, Cam	Van., Bos.	30	18	19	37	81
LAVOIE, Dominic	L.A.	1	0	0	0	0	NECHYVAY, Sergei	Edm.	21	6	5	11	6
LEAO, Steve	Was., Bos.	37	13	19	43	8	NICHOLLS, Bernie	L.A., NYR, Edm., N.J.	35	24	26	50	98
LEBEAU, Stephan	Mon., Ana.	12	1	5	6	6	NIEDERMAYER, Rob	Fla.	8	1	3	4	9
LEBLAND, John	Mon., Wpg.	3	2	4	0	0	NIEDERMAYER, Scott	NJ	13	1	5	6	8
LECLAIR, John	Mon.	12	3	4	7	4	NIENHUIS, Joe	Edm.	17	1	0	17	8
LEDYARD, Grant	NYR, L.A., Was., Buf., Dal.	31	2	8	10	33	NIKOLISHIN, Andrei	Hfd.	3	1	0	2	

CAREER SCORING RECORDS VS. PITTSBURGH

(ACTIVE NHL PLAYERS)	TEAM(S)	GP	G	A	TP	PIM	OPPONENT PLAYER	TEAM(S)	GP	G	A	TP	PIM
OPPONENT PLAYER	NYR	1	0	0	0	0	SHAW, David	Que., NYR, Edm., Min., Bos.	41	6	12	18	60
NORRIS, Dwayne	Que.	2	0	0	0	0	SHEPPARD, Ray	Buf., NYR, Det.	14	6	9	15	2
NORTON, Jeff	NYI, S.J.	29	5	17	22	27	SILLINGER, Mike	Det.	4	0	2	3	25
NUMMINEN, Tappo	Wpg.	13	1	2	3	4	SIMON, Chris	Que.	2	0	0	0	0
NYLANDER, Mikael	Hfd., Cgy.	6	2	7	9	4	SIMPSON, Craig	Edm., Buf.	20	12	8	20	4
OATES, Adam	Det., S.L.L., Bos.	31	9	23	32	4	SIMPSON, Reid	NJ	1	0	0	0	5
ODELEIN, Lyle	Mon.	18	1	7	8	29	SKRUDLAND, Brian	Mon., Fla.	25	5	6	11	41
ODJERS, Jeff	S.J.	1	0	0	0	0	S.L. John	Van.	2	1	1	0	0
OLAJOS, Fredrik	Van.	8	0	1	1	39	SLEGR, Jiri	Van.	2	1	0	1	0
OLAUSSON, Fredrik	Wpg., Edm.	22	6	8	14	16	SMEHLIK, Richard	Buf.	14	0	5	5	14
OLZYK, Ed	Chi., Tor., Wpg., NYR	28	4	14	18	52	SMITH, Geoff	Edm., Fla.	18	1	4	5	18
OSBORNE, Mark	Det., NYR, Tor., Wpg., NYR	46	15	20	35	46	SMITH, Gason	Edm.	12	1	1	2	38
OTTO, Joel	Cgy.	24	5	6	13	58	SMITH, Steve	Edm., Chi.	20	1	9	10	71
OZOLINSH, Sandis	S.J.	2	0	1	1	0	SMOLINSKI, Bryan	Bos.	11	5	5	10	17
PAEK, Jim	NYI	4	0	0	0	16	SMYTH, Kevin	Hfd.	2	0	2	3	0
PALFFY, Zigmund	NYI	3	0	0	0	0	STERN, Paul	Bos., NYI	8	0	1	2	2
PANTELEEV, Grigori	Bos.	5	0	0	0	2	STAPLETON, Mike	Chi., Edm.	7	0	3	3	19
PATRICK, James	NYR, Hfd., Cgy.	62	7	36	43	59	STASTNY, Peter	Que., N.J.	51	32	40	72	33
PAYNTER, Kent	Was.	2	0	0	0	0	STEEN, Thomas	Wpg.	16	8	10	18	34
PEAKE, Pat	Was.	3	1	2	3	0	STEVENS, Scott	Van., Cgy.	12	1	1	2	58
PEARSON, Scott	Tor., Was.	6	0	0	0	16	STEVENSON, Turner	Was., S.T.L., N.J.	78	16	43	59	272
PEDERSON, Tom	Tor., Que., Edm.	6	1	2	3	24	STEWART, Cameron	Mon.	4	0	0	0	7
PELLERIN, Scott	S.J.	2	0	0	0	6	STORIN, Darryl	Bos.	3	0	0	0	0
PELLUSO, Mike	N.J.	6	0	3	0	10	SUTHER, Brent	Hfd.	5	1	1	2	4
PERTOVICKY, Robert	Chi., Ott.	11	0	3	3	8	SUTTER, Gary	Ott.	2	1	1	0	0
PETIT, Michel	Hfd.	4	0	0	0	0	STUMPEL, Jozef	Bos.	7	1	3	4	6
PETRENKO, Sergei	Van., NYR., Que., Tor., Cgy.	28	4	10	14	47	SULLIVAN, Mike	S.J., Cgy.	16	0	1	2	8
PETROV, Oleg	Buf.	2	0	0	0	0	SUNDIN, Mike	Que.	14	12	23	8	
PICARD, Michel	Ott.	3	1	0	1	2	SUTER, Brent	NYI, Chi.	69	25	38	63	125
PITLICK, Lance	Ott.	2	0	0	0	4	SUTTER, Rich	Phi., S.T.L., Chi., Tor.	38	9	10	19	54
PILON, Richard	Was.	19	1	1	2	2	SUTTON, Ken	Phi., S.T.L., Que., Buf.	59	20	18	38	70
PIVONKA, Michal	NYR	52	14	27	41	32	SVEHLA, Robert	Buf.	10	0	2	11	0
PLANTE, Derek	Buf.	10	2	3	5	5	SVEINSSON, Magnus	Fla.	1	0	1	0	2
PLAVSIC, Adrien	Edm., Phi.	6	1	0	0	2	SVOBODA, Petr	Fla.	30	10	16	53	0
PODEHN, Sijon	NYR	14	1	3	3	46	SWEENEY, Bob	Mon., Buf., Bos., Buf.	26	2	7	9	39
POESCHKE, Rudy	Phi., Mil.	5	0	0	0	2	SWEENEY, Don	Bos.	20	2	6	8	2
POPOVIC, Peter	Phi., Bos.	51	17	21	38	41	SWEENEY, Tim	Ana.	1	0	1	2	0
POULIN, Dave	Hfd., Chi.	4	0	0	0	2	SVOKOR, Darryl	L.A.	1	1	1	0	0
POULIN, Patrick	Chi., S.J., Buf.	25	10	15	37	54	SYKORA, Michael	S.J.	1	0	1	1	0
PRESLEY, Wayne	Det.	9	0	2	2	21	TATARINOV, Mikhail	Was., Que.	6	1	0	1	2
PRIMEAU, Keith	Det.	13	3	5	8	35	TAYLOR, Chris	NYI	1	0	0	0	0
PROBERT, Bob	Hfd.	9	1	1	1	17	THOMPSON, Brent	Phi.	4	1	1	1	4
PROKHOROV, Vitali	S.T.L.	9	0	0	0	22	THOMAS, Scott	Buf.	2	0	0	0	2
PRONGER, Chris	Hfd.	9	0	0	0	16	THOMAS, Steve	Tor., Chi., NYI	31	12	14	26	53
QUINN, Dan	Cgy., Van., S.T.L., Phi., Ott.	17	5	10	15	16	THOMLINSON, Dave	L.A.	2	0	0	0	0
QUINTAL, Stephane	Bos., S.T.L., Wpg.	11	0	1	1	2	THOMPSON, Jim	Was., L.A., Ott., Tor., Edm.	4	0	2	2	24
RAAGAN, Haro	Det., Phi., Mon.	13	4	1	5	59	THORNTON, Scott	Edm., NYR	25	8	12	20	17
RANHEIM, Paul	Ott., S.T.L., Que.	11	1	2	2	59	TIKKANEN, Esa	NYR, Min., Dal.	18	0	3	3	18
RAY, Robert	Cgy., Hfd.	14	4	4	8	6	TITOV, German	Cgy.	1	0	0	0	0
RECCHI, Mark	Buf.	17	1	2	3	43	TKACHUK, Keith	Wpg.	4	2	1	3	8
RECKIE, Joe	Buf., NYI, T.B., Was.	26	2	3	5	40	TODD, Kevin	N.J., Edm., Chi.	14	2	2	3	6
REICHEL, Robert	Cgy.	9	4	6	10	2	TUCKER, Darren	N.Y.	15	3	3	0	0
REID, Dave	Tor., Bos.	28	7	9	16	12	TURCOTTE, Warren	NYR, Hfd.	35	16	16	32	20
REINBERG, Mikael	Phi.	7	0	7	7	6	TURGEON, Pierre	Buf., NYI, Mon.	32	12	19	31	10
RICCI, Mike	Phi., Que.	24	8	16	17	28	TURGEON, Sylvain	Hfd., N.J., Mon., Ott.	30	15	27	40	13
RICE, Steven	Edm., Hfd.	7	2	2	4	6	TWIST, Tom	S.T.L., Que.	9	0	0	0	0
RICHARDSON, Luke	Tor., Edm.	14	0	2	2	21	ULANOV, Igor	Wpg., Was.	5	0	2	2	13
RICHER, Stephane	Fla.	1	0	0	0	0	VALK, Garry	Van., Ana.	7	0	1	1	0
RICHER, Stephane	Mon., N.J.	38	14	15	29	16	VAN ALLEN, Shaun	Ana.	2	0	1	1	20
RIDLEY, Mike	NYR, Was.	60	32	41	73	37	VASKE, Dennis	NYI	15	0	1	1	0
ROBERGE, Mario	Mtl.	2	0	0	0	2	VERBECK, Pat	N.J., Hfd., NYR	60	22	29	51	21
ROBERTS, Gary	Cgy.	18	6	11	17	56	VIAL, Dennis	Det., Ott.	5	0	0	0	12
ROBITAILLE, Luc	L.A.	22	12	22	34	2	VOLEK, David	NYI	34	8	14	22	9
ROENICK, Jeremy	Chi.	14	6	12	18	20	VUKOTA, Mick	NYI	31	0	0	0	98
ROHLF, John	Bos.	3	0	2	2	0	WALZ, Wes	Cgy.	2	0	0	0	0
ROLSTON, Brian	NJ	3	0	0	0	4	WARD, Dixon	Van.	1	0	0	0	2
ROMANIUK, Russ	Wpg.	2	0	1	1	0	WATTERS, Tim	Wpg., L.A.	26	1	6	7	6
RONAN, Ed	Mon.	7	0	0	0	4	WEINRICH, Eric	NYR, Edm.	11	1	3	4	6
RONNING, Cliff	St.L., Van.	3	3	7	10	0	WELLS, Jay	N.J., Hfd., Chi.	21	3	8	11	34
ROUSE, Bob	Min., Was.	33	1	8	9	36	WESLEY, Glen	L.A., Phi., Buf., NYR	53	3	9	12	133
ROY, Jean-Yves	NYR	1	0	1	0	1	WIEMER, Jason	Bos.	29	4	13	17	28
RUCINSKY, Martin	Que.	9	2	4	6	2	WILKINSON, Neil	TB	2	0	1	1	0
RUFF, Jason	S.L.L.	2	1	0	1	2	WILLIAMS, David	Min., S.J., Chi.	5	0	1	1	8
RUMBLE, Darren	Ott.	8	0	0	0	14	WILSON, Ron	Ana.	5	0	4	4	4
RUSSELL, Cam	Chi.	2	0	0	0	0	WINNES, Chris	Wpg., S.T.L., Mtl.	31	8	4	12	14
RUTTU, Christian	Buf., Chi.	19	6	10	16	28	WOLANIN, Craig	N.J., Que.	34	0	6	6	39
RUZICKA, Vladimir	Edm., Bos., Ott.	13	8	4	12	6	WOOD, Randy	N.J., Que.	40	11	11	22	35
RYCHEL, Warren	L.A.	3	1	2	5	0	WOOLLY, Jason	Was., Fla.	4	1	3	4	0
SACCOC, Joe	Tor., Ana.	5	2	3	5	4	YAKE, Terry	Hfd., Ana.	4	2	1	3	2
SAKIC, Joe	Que.	24	14	21	35	6	YASHIN, Alexei	Ott.	9	1	6	7	6
SANDERSON, Geoff	Hfd.	14	8	7	15	2	YAWNEY, Trent	Chi., Cgy.	14	3	4	7	6
SANDLAK, Jim	Van.	20	8	15	23	40	YOUNG, Scott	Hfd., Que.	20	9	17	26	8
SARULLI, Yves	Mon.	3	0	0	0	0	YSEBAERT, Paul	N.J., Det., Wpg., TB	14	3	6	9	4
SAVAGE, Brian	Mon.	3	0	0	0	0	YUSHKEVICH, Dimitri	Phi.	12	3	2	5	8
SAVAGE, Reggie	Was.	3	0	0	0	4	YZERMAN, Steve	Det.	28	14	27	41	10
SAVARO, Denis	Chi., Mon., T.B.	44	20	37	57	81	ZALAPSKI, Jarley	Hfd., Cgy.	10	1	3	14	0
SCHLEGEL, Brad	Was.	2	0	1	1	0	ZAMJNER, Rob	T.B.	8	3	2	5	4
SCHNEIDER, Andy	Ott.	1	0	0	0	2	ZELPUKIN, Valeri	N.J.	16	7	8	15	24
SCHNEIDER, Mathieu	Mon.	17	6	9	15	14	ZETTLER, Rob	N.J.	16	7	8	15	24
SELANNE, Teemu	Wpg.	12	2	0	1	0	ZELTZER, Rob	Phi., S.T.L., Was.	39	26	35	21	23
SERVINO, Alexander	N.J.	13	3	5	8	18	ZHAMNOV, Alexei	Wpg.	4	1	2	3	2
SEMAK, Alexander	Edm., T.B., Ana., Phi.	10	3	5	8	2	ZHITNIK, Alexei	L.A.	6	1	6	7	0
SEMOV, Anatoli	Fla.	1	0	0	0	1	ZHOLTOK, Sergei	Bos.	3	0	0	0	0
SEVERY, Brent	N.J., S.L.L.	26	10	19	28	78	ZIMMER, Doug	S.J.	6	0	0	0	6
SEVIGNY, Pierre	Buf., Wpg.	8	4	1	5	25	ZOMBO, Rick	Det., S.T.L.	18	0	1	1	16
SHANAHAN, Brendan	Tor., Win.	4	0	0	0	1	ZUBOV, Sergei	NYR	11	2	7	9	7
SHANNON, Darrin	Chi.	2	0	0	0	0							
SHANNON, Darryl	Hfd., Ott.	19	3	2	5	10							
SHANTZ, Jeff													
SHAW, Brad													

CAREER GOALTENDING RECORDS VS PITTSBURGH

(Active Opponent Goaltender)

NAME	TEAM	GP	MP	GA	SO	AVG	W-L-T
Don Beaupre	Min.-Was.-Ott.	33	1741	103	1	3.55	12-15-2
Stephane Beauregard	Wpg.-Phi.	3	160	20	0	7.50	0-3-0
J.C. Bergeron	TB	3	129	10	0	4.65	1-2-0
Ed Belfour	Chi.	7	354	16	0	2.71	4-2-0
Craig Billington	NJ-Ott.-Bos.	19	1019	67	1	3.95	5-9-2
Martin Brodeur	NJ	5	257	14	0	3.27	1-2-2
John Blue	Bos.	5	299	16	1	3.21	1-4-0
Sean Burke	NJ-Hfd.	21	1195	71	1	3.56	10-7-3
Jim Carey	Was.	2	118	4	0	2.03	1-1-0
Jon Casey	Min.	13	719	48	0	4.01	3-9-1
Tim Cheveldae	Det.	9	508	37	1	4.37	2-5-2
Tom Draper	Buf.-NYI	2	70	8	0	6.86	0-2-0
Bob Essensa	Wpg.	9	504	25	1	2.98	3-4-0
Stephane Fiset	Que.	9	464	42	0	5.43	2-5-1
Mark Fitzpatrick	LA-NYI-Fla.	14	786	58	0	4.43	5-7-1
Grant Fuhr	Edm.-Tor.-Buf.	18	1009	65	0	3.87	10-4-2
Troy Gamble	Van.	2	120	11	0	5.50	0-2-0
Mario Gosselin	Que.-Hfd.	13	657	48	0	4.38	3-7-1
Jeff Hackett	NYI-SJ-Chi.	5	243	15	0	3.70	1-4-0
Dominik Hasek	Chi.-Buf.	10	581	37	0	3.82	2-7-1
Glenn Healy	LA-NYI-NYR	16	882	66	0	4.49	3-9-2
Guy Hebert	St.L.-Ana.	4	224	17	0	4.55	1-2-0
Ron Hextall	Phi.-Que.-NYI	31	1777	96	0	3.24	14-12-3
Corey Hirsch	NYR	1	40	5	0	7.50	0-1-0
Jim Hrivnak	Was.	8	338	23	0	4.08	2-2-1
Kelly Hrudey	NYI-LA	35	2027	106	2	3.14	22-10-1
Arturs Irbe	SJ	4	198	16	0	4.85	0-1-2
Pat Jablonski	TB	2	59	5	0	5.08	0-1-0
Curtis Joseph	St.L.	7	384	20	0	3.13	3-2-2
Trevor Kidd	Cgy.	2	124	7	0	3.39	0-1-1
Olaf Kolzig	Was.	2	120	6	0	3.00	1-1-0
Blaine Lacher	Bos.	2	74	6	0	4.86	0-1-0
Darrin Madeley	Ott.	4	242	14	0	3.47	0-3-1
Kirk McLean	Van.	9	543	34	1	3.76	3-5-1
Jamie McLennan	NYI	2	120	11	0	5.50	0-2-0
Andy Moog	Edm.-Bos.	23	1335	86	0	4.25	12-8-2
Chris Osgood	Det.	2	120	9	0	4.50	1-1-0
Frank Pietrangolo	Hfd.	4	140	16	0	6.86	0-2-0
Felix Potvin	Tor.	2	125	6	0	2.88	1-0-1
Darren Puppa	Buf.-TB	13	652	47	0	4.33	4-5-1
Bill Ranford	Bos.-Edm.	13	721	51	0	4.24	8-5-0
Damian Rhodes	Tor.	1	60	2	0	2.00	1-0-0
Vincent Riendeau	St.L.-Bos.	6	326	29	0	5.34	1-4-0
Mike Richter	NYR	19	1049	74	0	4.23	4-13-1
Jeff Reese	Tor.-Cgy.-Hfd.	5	264	25	0	5.68	1-3-0
Dominic Roussel	Phi.	7	314	22	0	4.20	1-2-2
Patrick Roy	Mtl.	28	1666	71	0	2.56	16-8-4
Mikhail Shtalenkov	Ana.	1	65	2	0	1.85	0-0-1
Peter Sidorkiewicz	Hfd.-Ott.	10	590	45	0	4.85	5-3-2
Tommy Soderstrom	Phi.-NYI	10	462	38	0	4.94	2-6-0
Rob Stauber	LA-Buf.	3	181	10	0	3.31	0-3-0
Rick Tabaracci	Wpg.-Wsh.	4	178	12	0	4.04	0-3-0
Chris Terreri	NJ	23	1206	68	0	3.38	8-11-1
Jocelyn Thibault	Que.	5	251	16	0	3.82	4-1-0
Ron Tugnutt	Que.-Edm.	8	466	36	0	4.64	2-6-0
John Vanbiesbrouck	NYI-Fla.	46	2518	162	1	3.86	20-18-3
Mike Vernon	Cgy.	16	913	60	0	3.94	7-7-1
Jimmy Waite	Chi.	2	78	5	0	3.85	0-1-1
Darcy Wakaluk	Buf.-Min.-Dal.	6	321	19	0	3.55	4-1-0
Kay Whitmore	Hfd.-Van.	4	239	15	0	3.77	2-2-0
Wendell Young	Van.-Phi.-TB	12	654	49	0	4.50	1-1-2

LEADING SCORERS VS PENGUINS (1967-1995)

ALL-TIME LEADING SCORERS VS. PITTSBURGH

PLAYERS	TEAM(S)	GP	G	A	PTS	PIM	PP	SH	GW
1. CLARKE, Bobby	Philadelphia	76	44	64	108	67	9	6	6
2. TROTTIER, Bryan	NY Islanders	82	47	58	105	58	18	2	5
3. GRETZKY, Wayne*	Edmonton/Los Angeles	42	40	65	105	12	5	3	6
4. DIONNE, Marcel	Det./LAK/NYR	82	41	62	103	40	8	2	4
5. LAFLEUR, Guy	Mtl./NYR/Que.	73	47	55	102	25	12	2	10
6. GARTNER, Mike*	Wsh./Min./NYR	88	55	43	98	108	20	2	6
7. PERREAULT, Gilbert	Buffalo	69	39	51	90	16	11	0	10
8. PARK, Brad	NYR/Bos./Det.	64	31	59	90	90	15	2	6
9. ESPOSITO, Phil	Boston/NY Rangers	65	40	44	84	54	16	1	8
10. SITTLER, Darryl	Tor./Phi./Det.	71	37	46	83	69	10	0	6
11. MESSIER, Mark*	Edmonton/NY Rangers	55	22	58	80	117	5	1	3
12. RATELLE, Jean	NY Rangers/Boston	67	31	46	77	12	6	0	5
13. BOSSY, Mike	NY Islanders	53	42	31	73	12	17	0	9
14. RIDLEY, Mike*	NY Rangers/Washington	60	32	41	73	37	14	0	2
15. STASTNY, Peter*	Quebec/New Jersey	51	32	40	72	33	14	1	3
16. PROPP, Brian	Phi./Min./Hfd.	73	27	45	72	91	7	1	2
17. POTVIN, Denis	NY Islanders	74	11	61	72	117	8	0	2
18. BUCYK, John	Boston	54	15	56	71	6	3	0	2
19. GORING, Butch	Los Angeles/NY Islanders	80	34	37	71	12	9	6	3
20. MIKITA, Stan	Chicago	52	32	39	71	51	5	1	6
21. MULLER, Kirk*	Montreal/New Jersey	63	24	46	70	112	14	0	2
22. BARBER, Bill	Philadelphia	58	37	30	67	28	9	4	4
23. LAFONTAINE, Pat*	NY Islanders/Buffalo	57	32	35	67	28	15	1	2
24. TONELLI, John	NYI/LAK/Chi./Que.	63	25	42	67	46	6	3	4
25. MARUK, Denis	Cal./Cle./Min./Was.	57	32	34	66	74	8	1	1
26. McDONALD, Lanny	Toronto/Calgary	53	27	39	66	36	7	1	2
27. LEMAIRE, Jacques	Montreal	63	27	38	65	6	6	2	7
28. HUNTER, Dale*	Quebec/Washington	71	22	43	65	244	8	0	1
29. HOWE, Mark*	Hfd./Phi./Det.	65	18	47	65	32	8	3	2
30. BOURQUE, Ray*	Boston	51	15	50	65	40	5	2	2
31. COURNOYER, Yvon	Montreal	54	28	36	64	8	7	0	8
32. SUTTER, Brent*	NY Islanders/Chicago	69	25	38	63	125	11	0	3
33. MAHOVLICH, Peter	Montreal	51	24	38	62	45	4	1	5
34. KERR, Tim	Phi./NYR/Hfd.	54	31	30	61	76	14	0	6
35. SHUTT, Steve	Montreal	58	28	33	61	28	6	0	2
36. TAYLOR, Dave	Los Angeles	51	18	43	61	64	5	0	3
37. ORR, Bobby	Boston/Chicago	40	20	40	60	80	7	0	1
38. ROBINSON, Larry	Montreal/Los Angeles	72	11	49	60	38	3	0	1

INDIVIDUAL CATEGORY LEADERS

GAMES PLAYED	GOALS	ASSISTS	PENALTY MINUTES
1. M. Gartner* 88	1. M. Gartner* 55	1. W. Gretzky* 65	1. S. Stevens* 272
2. B. Trottier 82	2. B. Trottier* 47	2. B. Clarke 64	2. D. Hunter* 244
3. M. Dionne 82	3. G. Lafleur 47	3. M. Dionne 62	3. R. Tocchet* 211
4. B. Goring 80	4. B. Clarke 44	4. D. Potvin 61	4. C. Nilan 195
5. S. Stevens 78	5. M. Bossy 42	5. B. Park 59	5. C. Vadnais 174
	6. M. Dionne 41	6. B. Trottier 58	6. K. Daneyko* 173
		7. M. Messier 58	

TOP GOALIES VS PITTSBURGH

(300 Minute Minimum)

GOALTENDERS	TEAM(S)	GP	MIN	GA	GAA	SO	W-L-T
1. WAKELY, Ernie	St. Louis	11	595	17	1.71	5	7-2-1
2. PARENT, Bernie	Toronto/Philadelphia	36	2160	71	1.97	10	21-9-6
3. GAMBLE, Bruce	Philadelphia/Toronto	15	882	27	2.04	5	7-3-3
4. EDWARDS, Roy	Detroit	17	992	35	2.11	1	10-3-4
5. HALL, Glenn	St. Louis	11	660	24	2.18	1	5-2-3
6. GIACOMIN, Ed	NY Rangers/Detroit	32	1900	74	2.33	7	20-7-4
7. CROZIER, Roger	Buffalo	20	1055	42	2.39	1	10-1-6
8. RIGGIN, Pat	Atl./Cgy./Was./Bos.	14	840	34	2.43	2	9-2-3
9. PLANTE, Jacques	St. Louis	20	1107	45	2.44	1	10-6-3
10. CHEEVERS, Gerry	Boston	25	2300	94	2.45	3	15-5-5
11. ROY, Patrick*	Montreal	28	1666	71	2.56	0	16-8-4
12. ESPOSITO, Tony	Chicago	48	2880	124	2.58	5	30-11-6
13. DRYDEN, Ken	Montreal	21	1215	53	2.62	1	15-3-2
14. FROESE, Bob	Philadelphia/NY Rangers	26	1494	66	2.65	0	20-4-1
15. BELFOUR, Ed	Chicago	7	354	16	2.71	0	4-2-0


INDIVIDUAL CATEGORY LEADERS

GAMES PLAYED	WINS	SHUTOUTS	SAVE PERCENTAGE
1. R. Vachon 64	1. R. Vachon 34	1. B. Parent 10	1. E. Wakely .937
2. T. Esposito 48	2. T. Esposito 30	2. R. Vachon 7	2. B. Parent .935
3. J. Vanbiesbrouck* 46	3. K. Hrudey* 22	3. E. Giacomini 7	3. B. Gamble .933
4. B. Smith 44	4. B. Parent 21	4. B. Gamble 5	4. G. Hall .927
5. C. Maniago 39	5. B. Smith 21	5. C. Maniago 5	5. J. Plante .922
6. G. Meloche 38	6. B. Froese 20	6. T. Esposito 5	6. T. Esposito .921
7. B. Parent 36	E. Giacomini 20	E. Wakely 5	7. R. Edwards .920
	Vanbiesbrouck* 20		

*=Active Player

PENGUINS

HISTORY and RECORDS



PENGUINS HALL OF FAME

In June of 1992, Jean Pronovost, Rick Kehoe and the late Bob Johnson were selected as the charter members of the Pittsburgh Penguins Hall of Fame. They were formally inducted on October 22 before the Pens-Detroit game at the Civic Arena. In March of 1994, Syl Apps was named to the Hall of Fame and was formally inducted at the Penguins home game on April 5, 1995 vs the Hartford Whalers.

The Hall of Fame selection committee is made up of Dave Molinari of the Pittsburgh Post Gazette, Tom McMillan of Penguins Report and WTAE Radio, Goose Goslin of KDKA Radio, Bob Grove of the Washington Observer Reporter, Penguins announcers Mike Lange and Paul Steigerwald and Cindy Himes, Harry Sanders and Phil Langan of the Penguins public relations staff.

BOB JOHNSON



Bob Johnson coached the Penguins to their first-ever Stanley Cup Championship in 1990-91. Johnson, an outstanding college coach and former head coach of the Calgary Flames, became head coach of the Penguins on June 12, 1990, and led Pittsburgh to its first-ever Patrick Division title, with 88 points. The Penguins then went on to win the Patrick Division playoff title and the Wales Conference Trophy to earn the club's first trip to the Stanley Cup Finals. The Penguins reached the mountaintop on May 25, 1991, with an 8-0 win at Minnesota, capturing the Stanley Cup. Johnson became only the second American-born coach to win the Cup. Only three short months later, he was stricken with brain tumors. And two months later, on November 26, 1991, he passed away at his home in Colorado. Thanks in large part to Coach Bob Johnson, it will always be "A Great Day for Hockey" in Pittsburgh.

JEAN PRONOVOST



Jean Pronovost played 10 seasons with the Penguins (1968-69 to 1977-78) and has played in more Pens games than any other player (753). A right wing, Pronovost was the first Penguins' player to score 50 goals in a season (52 in 1975-76). He led the team in goal scoring five times and in points twice, and recorded 20 or more goals in nine of his 10 seasons with the Penguins, while playing in over 70 games in eight of those 10 seasons. Pronovost ranks second in club history with 316 goals, third in points (603), fifth in assists (287), second in game-winning goals (42) and third in power play goals (70). He represented the Penguins in the mid-season NHL All-Star Game on four occasions, and served as team captain during the 1977-78 season.



Formal induction ceremonies took place on October 22, 1992 to induct charter members of the Penguins Hall of Fame, Bob Johnson, Jean Pronovost and Rick Kehoe.

PENGUINS HALL OF FAME

RICK KEHOE



Acquired from Toronto on September 13, 1974, Rick Kehoe played 10 seasons with Pittsburgh (1974-75 to 1984-85). A right winger, he scored a career-high 55 goals in the 1980-81 season. Only Mario Lemieux has more goals in a single season with the Penguins. With Pittsburgh, Kehoe led the team in goals and points on three occasions. He recorded 25 or more goals in nine of his 10 seasons as a Penguin, while topping the 30-goal mark five times. With 636 points as a Penguin, Kehoe ranks second in club history in points, trailing only Lemieux, second in games played (722), third in goals (312), fourth in assists (324), third in power play goals (95), and second in hat tricks (8). He played in the NHL All-Star Game twice and won the Lady Byng Trophy in 1981.

SYL APPS



Syl Apps was acquired by the Penguins from the New York Rangers, along with Sheldon Kannegiesser, in January of 1971 for current Edmonton Oilers General Manager Glen Sather. He spent six full seasons and part of two other seasons in Pittsburgh. He scored 151 goals and 349 assists for 500 points in 495 regular season games, and also had eight points in 19 playoff games. Apps led the team in scoring three times, and currently ranks sixth on the Penguins career list for goals scored, second in assists, fourth in points, sixth in games played, fourth in game-winning goals and fifth in short-handed goals. He led the Penguins in assists five times, including 67 in the 1975-76 season when he had a career high 99 points (32-67-99). He was also the Most Valuable Player of the 1975 NHL All-Star Game in Montreal. For four years, Apps centered the Pens famous "Century Line" that included right wing Jean Pronovost and left wing Lowell MacDonald. The trio combined for 203 points and 84 goals in 1972-73, 239 points and 107 goals in 1973-74, 214 points and 84 goals in 1974-75 and 276 points and 114 goals in 1975-76.



Syl Apps is formally inducted into the Penguins Hall of Fame on April 5, 1995.

PITTSBURGH PENGUINS HONORS AND AWARDS

PROFESSIONAL HOCKEY HALL OF FAME INDUCTEES

Andy Bathgate (1978)
Leo Boivin (1986)
William "Scotty" Bowman (1991)
Bob Johnson (1992)

U.S. HOCKEY HALL OF FAME

Bob Paradise (1989)
Bob Johnson (1991)

ART ROSS TROPHY

Mario Lemieux (1988, 1989, 1992, 1993)
Jaromir Jagr (1995)

HART MEMORIAL TROPHY

Mario Lemieux (1988, 1993)

LADY BYNG TROPHY

Rick Kehoe (1981)
Ron Francis (1995)

CONN SMYTHE TROPHY

Mario Lemieux (1991, 1992)

CALDER MEMORIAL TROPHY

Mario Lemieux (1985)

JAMES NORRIS TROPHY

Randy Carlyle (1981)

FRANK SELKE TROPHY

Ron Francis (1995)

BILL MASTERTON TROPHY

Lowell MacDonald (1973)
Mario Lemieux (1993)

LESTER B. PEARSON AWARD

Mario Lemieux (1986, 1988, 1993)

SPONSORED AWARDS

DODGE PERFORMER OF THE YEAR

Mario Lemieux (1988, 1989)

DODGE PERFORMANCE OF THE YEAR

Mario Lemieux (1988)

PRO SET NHL PLAYER OF THE YEAR

Mario Lemieux (1992)

NHL PLUS/MINUS LEADER

Mario Lemieux (1993)
Ron Francis (1995)

DODGE RAM TOUGH AWARD

Mario Lemieux (1989)

NATIONAL HOCKEY LEAGUE

FIRST TEAM ALL STAR

Randy Carlyle - D (1981)
Mario Lemieux - C (1988, 1989, 1993)
Paul Coffey - D (1989)
Kevin Stevens - LW (1992)
Jaromir Jagr - RW (1995)

NATIONAL HOCKEY LEAGUE

SECOND TEAM ALL STAR

Mario Lemieux - C (1986, 1987, 1992)
Paul Coffey - D (1990)
Kevin Stevens - LW (1991, 1993)
Tom Barrasso - G (1993)
Larry Murphy - D (1993, 1995)

NATIONAL HOCKEY LEAGUE

ALL-ROOKIE TEAM

Mario Lemieux - C (1985)
Warren Young - LW (1985)
Zarley Zalapski - D (1989)
Jaromir Jagr - RW (1991)

100 POINT CLUB

Pierre Larouche (1975-76)
Jean Pronovost (1975-76)
Mario Lemieux (1984-85, 1985-86, 1986-87,
1987-88, 1988-89, 1989-90, 1991-92, 1992-93)
Rob Brown (1988-89)
Paul Coffey (1988-89, 1989-90)
Mark Recchi (1990-91)
Kevin Stevens (1991-92, 1992-93)
Rick Tocchet (1992-93)
Ron Francis (1992-93)

PENGUINS BANNER YEARS

1990-91 Patrick Division Champions
1990-91 Patrick Division Playoff Champions
1990-91 Wales Conference Champions
1990-91 Stanley Cup Champions
1991-92 Patrick Division Playoff Champions
1991-92 Wales Conference Champions
1991-92 Stanley Cup Champions
1992-93 NHL Regular Season Champions
1992-93 Patrick Division Champions
1993-94 Northeast Division Champions

PENGUINS RETIRED NUMBERS

#21 - Michel Briere

PENGUINS HALL OF FAME INDUCTEES

Jean Pronovost (1992)
Rick Kehoe (1992)
Bob Johnson (1992)
Syl Apps (1994)

PENGUINS IN THE NHL ALL-STAR GAME

SEASON	TEAM	SITE	PLAYER	G #MIN	A	PTS #GA
1994-95	No All-Star Game Held					
1993-94	Eastern	New York (MSG)	Jaromir Jagr \$	-	-	-
	Eastern	New York (MSG)	Larry Murphy	0	0	0
	Eastern	New York (MSG)	Joe Mullen	1	1	2
1992-93	Wales	Montreal	Mario Lemieux \$	-	-	-
	Wales	Montreal	Kevin Stevens *	1	2	3
	Wales	Montreal	Jaromir Jagr *	1	1	2
	Wales	Montreal	Rick Tocchet &	2	0	2
1991-92	Wales	Philadelphia	Mario Lemieux *	0	1	1
	Wales	Philadelphia	Paul Coffey *	0	0	0
	Wales	Philadelphia	Kevin Stevens *	1	0	1
	Wales	Philadelphia	Jaromir Jagr *	0	1	1
	Wales	Philadelphia	Bryan Trottier	1	0	1
1990-91	Wales	Chicago	Paul Coffey *	0	0	0
	Wales	Chicago	John Cullen	0	1	1
	Wales	Chicago	Mark Recchi	0	0	0
	Wales	Chicago	Kevin Stevens	1	0	1
1989-90	Wales	Pittsburgh	Paul Coffey	0	2	2
	Wales	Pittsburgh	Mario Lemieux* (MVP)	4	0	4
1988-89	Wales	Edmonton	Rob Brown	0	0	0
	Wales	Edmonton	Paul Coffey *	0	0	0
	Wales	Edmonton	Mario Lemieux *	1	1	2
1987-88	Wales	St. Louis	Paul Coffey *	0	0	0
	Wales	St. Louis	Mario Lemieux * (MVP)	3	3	6
1986-87	NHL All-Stars	Quebec	Mario Lemieux * (2 games)	0	3	3
1985-86	Wales	Hartford	Mario Lemieux *	0	0	0
1984-85	Wales	Calgary	Mario Lemieux * (MVP)	2	1	3
1983-84	Wales	New Jersey	Mike Bullard	0	0	0
1982-83	Wales	Long Island	Rick Kehoe	0	0	0
1981-82	Wales	Washington	Randy Carlyle	0	1	1
	Wales	Washington	Michel Dion#	30	0	2
1980-81	Wales	Los Angeles	Randy Carlyle	0	0	0
	Wales	Los Angeles	Rick Kehoe	0	1	1
1979-80	Wales	Detroit	Ron Stackhouse	1	0	1
1978-79	NHL All-Stars	New York (MSG)	No Penguin Selected			
1977-78	Wales	Buffalo	Jean Pronovost	0	0	0
1976-77	Wales	Vancouver	Jean Pronovost	0	0	0
1975-76	Wales	Philadelphia	Dave Burrows	0	0	0
	Wales	Philadelphia	Pierre Larouche	0	0	0
	Wales	Philadelphia	Jean Pronovost	0	0	0
1974-75	Wales	Montreal	Syl Apps (MVP)	2	0	2
	Wales	Montreal	Jean Pronovost	0	0	0
1973-74	Western	Chicago	Dave Burrows	0	0	0
	Western	Chicago	Lowell MacDonald	1	1	2
	Western	Chicago	Al McDonough	1	0	1
1972-73	Western	New York (MSG)	Lowell MacDonald	0	1	1
	Western	New York (MSG)	Greg Polis (MVP)	2	0	2
1971-72	Western	Bloomington	Greg Polis	0	0	0
1970-71	Western	Boston	Greg Polis	0	0	0
1969-70	Western	St. Louis	Dean Prentice	1	0	1
	Western	St. Louis	Bob Woytowich	0	1	1
1968-69	Western	Montreal	Ken Schinkel	0	0	0
1967-68	NHL All-Stars	Toronto	Ken Schinkel	0	0	0

* Voted to the starting lineup

\$ Voted to the starting lineup, but missed the game due to injury

& Named to replace Mario Lemieux

(Fan Balloting began in the 1985-86 season)

PENGUINS ALL-STAR FACTS

MOST APPEARANCES IN AN ALL-STAR GAME:

MARIO LEMIEUX (6)
PAUL COFFEY (5)
JEAN PRONOVOST (4)
JAROMIR JAGR (3)
GREG POLIS (3)
KEVIN STEVENS (3)

MOST CAREER POINTS IN ALL-STAR GAMES:

MARIO LEMIEUX (9-6-15)
KEVIN STEVENS (3-2-5)
JAROMIR JAGR (1-2-3)
LOWELL MACDONALD (1-2-3)

MOST PENGUINS IN ONE ALL-STAR GAME:

5 - 1992
4 - 1993
4 - 1991

TEAM WITH MOST ALL-STAR GAME MVP'S:

PITTSBURGH - 5
TORONTO - 4
MONTREAL - 3
NY RANGERS - 3
ST. LOUIS - 3

PENGUINS TEAM AWARDS

MICHEL BRIERE MEMORIAL TROPHY ROOKIE OF THE YEAR

The Michel Briere Memorial Trophy is awarded to the Penguins player judged to be the best rookie on the team. The trophy is named in memory of the late Michel Briere, who was an outstanding rookie in his only season in Pittsburgh in 1969-70.

1967-68	Les Binkley	1981-82	Mike Bullard
1968-69	Jean Pronovost	1982-83	Dave Hannan
1969-70	Michel Briere	1983-84	Roberto Romano
1970-71	Greg Polis	1984-85	Mario Lemieux
1971-72	Dave Burrows	1985-86	Jim Johnson
1972-73	No Winner	1986-87	No Winner
1973-74	Ron Lalonde	1987-88	Rob Brown
1974-75	Pierre Larouche	1988-89	Zarley Zalapski
1975-76	No Winner	1989-90	Mark Recchi
1976-77	Greg Malone	1990-91	Jaromir Jagr
1977-78	Peter Lee	1991-92	Jim Paek
1978-79	Greg Millen & Rod Schutt	1992-93	Shawn McEachern
1979-80	Paul Marshall	1993-94	No Winner
1980-81	Mark Johnson	1994-95	No Winner

BOWSER PONTIAC LEADING POINT SCORER AWARD

The Bowser Pontiac Leading Point Scorer Award is presented to the player who scores the most points during the regular season.

1967-68	Andy Bathgate	1981-82	Rick Kehoe
1968-69	Ken Schinkel	1982-83	Doug Shedden
1969-70	Dean Prentice	1983-84	Mike Bullard
1970-71	Bryan Hextall	1984-85	Mario Lemieux
1971-72	Syl Apps	1985-86	Mario Lemieux
1972-73	Syl Apps	1986-87	Mario Lemieux
1973-74	Syl Apps	1987-88	Mario Lemieux
1974-75	Ron Schock	1988-89	Mario Lemieux
1975-76	Pierre Larouche	1989-90	Mario Lemieux
1976-77	Jean Pronovost	1990-91	Mark Recchi
1977-78	Jean Pronovost	1991-92	Mario Lemieux
1978-79	Greg Malone	1992-93	Mario Lemieux
1979-80	Rick Kehoe	1993-94	Jaromir Jagr
1980-81	Rick Kehoe	1994-95	Jaromir Jagr



Ron Mitko of Bowser Pontiac, Oldsmobile, Subaru and Isuzu present Jaromir Jagr with the Penguins' Leading Point Scorer Award.


PENGUINS TEAM AWARDS

DONADEO-SULLIVAN MEMORIAL AWARD MASTERTON NOMINEE

The Pittsburgh Chapter of the Professional Hockey Writers Association votes for the Pittsburgh Penguins Masterton nominee. Each NHL team selects a Masterton candidate from which the overall winner is chosen. The Masterton candidate is nominated as the player who best exemplifies the qualities of perseverance, sportsmanship and dedication to hockey.

1982-83 Greg Malone
1983-84 Denis Herron
1984-85 Gary Rissling &
Warren Young
1985-86 Terry Ruskowski
1986-87 Randy Cunneynworth
1987-88 Randy Hillier

1988-89 Phil Bourque
1989-90 Mario Lemieux
1990-91 Mario Lemieux
1991-92 Joe Mullen
1992-93 Mario Lemieux
1993-94 Kevin Stevens
1994-95 John Cullen




Bob Grove, sports writer for the Washington Observer-Reporter, presents John Cullen with the Penguins Masterton Nominee Award.

MOLSON BREWERIES USA "GOOD GUY" AWARD BAZ BASTIEN MEMORIAL AWARD

The Good Guy Award is presented by the Pittsburgh Chapter of the Professional Hockey Writers Association to the player who the local members of the PHWA want to acknowledge for his cooperation throughout the year. The award is presented in memory of the late Aldege "Baz" Bastien, Penguins general manager from 1976 to 1983.

1983-84 Gary Rissling
1984-85 Gary Rissling
1985-86 Terry Ruskowski
1986-87 Dan Frawley
1987-88 Randy Cunneynworth
1988-89 Jim Johnson

1989-90 Troy Loney
1990-91 Phil Bourque
1991-92 Larry Murphy
1992-93 Kevin Stevens
1993-94 Joe Mullen
1994-95 Larry Murphy




Tom Long from Molson Breweries USA presents the 1994-95 Good Guy Award to Larry Murphy.

PENGUINS TEAM AWARDS

BOOSTER CLUB AWARD

The Penguins Booster Club makes an annual presentation known as the Three Star Award. Booster Club members vote for three stars after every home game and tally their votes at the end of the regular season to determine the winner.

1974-75	Vic Hadfield	1985-86	Mario Lemieux
1975-76	Dave Burrows	1986-87	Mario Lemieux
1976-77	Dunc Wilson	1987-88	Mario Lemieux
1977-78	Denis Herron	1988-89	Mario Lemieux
1978-79	Randy Carlyle	1989-90	Mario Lemieux
1979-80	George Ferguson	1990-91	Mark Recchi
1980-81	Randy Carlyle	1991-92	Mario Lemieux
1981-82	Michel Dion	1992-93	Mario Lemieux
1982-83	Michel Dion	1993-94	Ron Francis
1983-84	Mike Bullard	1994-95	Jaromir Jagr
1984-85	Mario Lemieux		




Booster Club members Peggy Lonnett and Joyce Kallay present the Booster Club Award to Jaromir Jagr.

THE EDWARD J. DeBARTOLO AWARD

The Edward J. DeBartolo Award recognizes the player or coach who has donated a tremendous amount of time during the season to work on community and charity projects.

1991-92	Troy Loney & Phil Bourque
1992-93	Jim Paek & Shawn McEachern
1993-94	Ken Wregget & Tom Barrasso
1994-95	Ron Francis & Bryan Trottier




Ron Francis and Bryan Trottier receive their Community Service Awards from Tony Liberati, senior vice president for corporate planning and finance for the Edward J. DeBartolo Corporation.

PENGUINS TEAM AWARDS

BELL ATLANTIC YELLOW PAGES PLAYER'S PLAYER AWARD

The players hold a vote at the end of the season for the player they feel exemplifies leadership for the team, both on and off the ice, and a player who is dedicated to teamwork.

1968-69	Val Fonteyne	1982-83	Pat Boutette
1969-70	Jean Pronovost & Dean Prentice	1983-84	Denis Herron
1970-71	Jean Pronovost	1984-85	Warren Young
1971-72	Jean Pronovost	1985-86	Terry Ruskowski
1972-73	Lowell MacDonald	1986-87	Dan Quinn & Randy Cunneyworth
1973-74	Jean Pronovost	1987-88	Mario Lemieux
1974-75	Ron Schock	1988-89	Randy Hillier
1975-76	Jean Pronovost	1989-90	Randy Hillier
1976-77	Denis Herron	1990-91	Mark Recchi
1977-78	Denis Herron	1991-92	Joe Mullen
1978-79	Greg Malone	1992-93	Mario Lemieux
1979-80	Rick Kehoe	1993-94	Ron Francis
1980-81	Rick Kehoe	1994-95	Ron Francis
1981-82	Mike Bullard		




Joel Carolla, sales manager for Bell Atlantic Yellow Pages Division, presents Penguins' captain Ron Francis with the 1994-95 Player's Player Award.

U.S. POSTAL SERVICE DEFENSIVE PLAYER AWARD

The Defensive Player of the Year Award recognizes the player who excelled defensively for the team.

1992-93	Tom Barrasso
1993-94	Ulf Samuelsson
1994-95	Ulf Samuelsson




Anderson Hodges, Postmaster of Pittsburgh for the United States Postal Service presents Ulf Samuelsson with his second consecutive Defensive Player of the Year Award.

PENGUINS TEAM AWARDS

PNC CORPORATION "BADGER BOB" AWARD

Presented in memory of the Penguins late head coach Bob Johnson, the Badger Bob Award is presented to the player who, through his performance on the ice, his character and his total dedication to his teammates for the success of the team, shows that every day is "A Great Day For Hockey" in western Pennsylvania.

1994-95 Ron Francis & Joe Mullen



Bruce Robbins, executive vice president for PNC Corporation, presents Ron Francis and Joe Mullen with the first Badger Bob Awards.

COCHRAN AUTOMOTIVE UNSUNG HERO AWARD

The Cochran Automotive Award is presented to the team's Unsung Hero, a player who consistently gives 150 percent effort but receives little recognition.

1969-70	Val Fonteyne	1983-84	Gary Rissling
1970-71	Bob Blackburn	1984-85	Gary Rissling
1971-72	Duane Rupp	1985-86	Randy Cunneyworth & Dave Hannan
1972-73	Lowell MacDonald	1986-87	Dan Frawley
1973-74	Ron Schock	1987-88	Dave Hunter
1974-75	Gary Inness	1988-89	Bob Errey
1975-76	Ron Stackhouse	1989-90	Bob Errey & Troy Loney
1976-77	Wayne Bianchin	1990-91	Randy Gilhen
1977-78	Dave Schultz	1991-92	Joe Mullen
1978-79	George Ferguson	1992-93	Ron Francis
1979-80	Russ Anderson	1993-94	Joe Mullen
1980-81	Paul Gardner	1994-95	Ken Wregget
1981-82	Pat Boutette		
1982-83	Andre St. Laurent		




Carol Cochran, representing Cochran Automotive, presents Penguins goaltender Ken Wregget with the 1994-95 Unsung Hero Award.

PENGUINS TEAM AWARDS

FOODLAND MOST VALUABLE PLAYER AWARD

The Most Valuable Player Award is based on the overall contribution the player makes to the team.

1967-68	Les Binkley	1979-80	George Ferguson
1968-69	Keith McCreary	1980-81	Randy Carlyle
1969-70	Jean Pronovost	1981-82	Michel Dion
1970-71	Ron Schock	1982-83	Doug Shedden
1971-72	Jean Pronovost	1983-84	Mike Bullard
1972-73	Dave Burrows	1984-85	Mario Lemieux
1973-74	Syl Apps, Dave Burrows, Jean Pronovost, Lowell MacDonald	1985-86	Mario Lemieux
1974-75	Ron Schock & Ron Stackhouse	1986-87	Mario Lemieux
1975-76	Pierre Larouche	1987-88	Mario Lemieux
1976-77	Dunc Wilson	1988-89	Mario Lemieux
1977-78	Pete Mahovich	1989-90	Mario Lemieux
1978-79	Ron Stackhouse & Orest Kindrachuk	1990-91	Mark Recchi
		1991-92	Mario Lemieux
		1992-93	Mario Lemieux
		1993-94	Ron Francis
		1994-95	Jaromir Jagr



Conrad Stephanites and Randy Deuser from Foodland present the Penguins Most Valuable Player Award to Jaromir Jagr.

1995 Bob Johnson Scholarship Winners

The Johnson Scholarship was started in 1992 and is presented annually to a Western Pennsylvania high school senior for academic excellence, community involvement and for providing leadership, sportsmanship and a positive attitude as a member of his school's hockey program. Students must have a minimum grade point average of 3.20 to qualify for the scholarship.

Seniors John Cullen of Kiski Area Senior High School and Doug Swingle of Franklin Regional High School were selected as co-winners of the 1995 Pittsburgh Penguins-Bob Johnson Scholarship.

Cullen, 18, has participated in amateur hockey since 1982. He was a member of the Pittsburgh Amateur Penguins organization from 1989-92 and the Armstrong Amateur Hockey Association from 1993-95. He scored 43 goals and added seven assists for 50 points to lead the West Penn Interscholastic Hockey League Division AAA in scoring, while serving as team captain.

Cullen has participated in a number of national tournaments during the past six years and has received numerous MVP and scoring awards. He also scored the winning goal in three TAHA (Tri-State Area Hockey Association) All-Star games while competing for the WPIHL. In addition to his hockey achievements, Cullen has been a member of the varsity baseball team at Kiski for four years and has captained the team as a junior and senior.

Cullen has accumulated a 3.53 grade point average in high school, is a member of the National Honor Society and student council, is vice president of the senior class and a member of Students Against Drunk Driving. In the community, Cullen has been an assistant little league coach for the past three years, a volunteer hockey coach and has donated time to Meals on Wheels, the Salvation Army Canteen and an area food kitchen.


Swingle has had an outstanding career at Franklin Regional. He has been the team's top defenseman for the past four seasons and team captain for the past three seasons. He has also been the top defenseman for the past four seasons and team captain for the past three seasons. He has also been the team's plus/minus leader for four years, a member of the West Penn Interscholastic League All-Star team for the past three years and a TAHA All-Star for three years. In his 66-game varsity high school career, he tallied 66 goals and 111 assists for 177 points.

Swingle has earned a 3.80 grade point average at Franklin Regional and is a member of the National Honor Society. He is active in his church as an altar server, has been a volunteer USA Hockey official and is active in his school's chapter of Students Against Drunk Driving.


Previous Johnson Scholarship Winners

1992	Jon Yackmack (Armstrong Central High School)
1993	Charlie Blasko (Greensburg Salem High School)
1994	Ryan Smart (Meadville High School)

HISTORY OF THE PENGUINS' UNIFORM



When the Pittsburgh Penguins made their NHL debut at the Civic Arena on October 11, 1967, the team wore the colors of dark blue, light blue, and white. Both the home (white) and away (light blue) uniforms simply had "Pittsburgh" written diagonally down the front of the sweater with three dark blue stripes around the sleeves and bottom. The logo, although not on the sweater, had a hockey-playing penguin in a scarf over an inverted triangle, symbolizing the golden triangle of downtown Pittsburgh. The penguin and triangle were set inside a circle bearing the team name.



In the following season, 1968-69, the uniforms were changed so that the logo appeared on the game sweaters. The logo remained essentially the same, although the penguin was no longer wearing a scarf. The white home sweater had a wide band of dark blue around each sleeve and the bottom while the light blue away sweater had bands of white trimmed in dark blue.



The uniforms were changed again four years later, in the 1972-73 season. The circle around the logo was removed, leaving only the penguin and triangle. Added to the uniforms were inserts of color on the shoulders.

On January 30, 1980, the Penguins wore the colors of black and gold for the first time. With the Steelers capturing their fourth Super Bowl title and the Pirates winning the World Series in the same year, the struggling Penguins hoped to gain some fan support by aligning their colors with the other teams in the "City of Champions."


Boston protested the color change to the NHL, arguing that black and gold had always been exclusively associated with the Bruins. However, the Penguins prevailed by virtue of a precedent set by the old Pittsburgh Hockey Club of the late 1920s, which wore black and gold. The Pens' new uniforms were the same design as the previous ones, with black replacing dark blue and gold replacing light blue. From the 1981-82 season through the 1984-85 season, the team alternated wearing gold sweaters with the white at home.



The black and gold uniforms remained unchanged until 1992-93. One year after buying the franchise, Howard Baldwin's group decided to modernize the penguin and triangle logo, gearing it more for the 90's. The white home sweaters feature the new logo on the front and gold shoulder inserts. The black away sweaters have the city's name diagonally down the front, much like the original uniforms, and the new logo on each shoulder.



Earl Ingarfield is shown wearing the original uniform worn only during the 1967-68 season.




Penguins center wing Dean Prentice wears the jersey with the first logo.



▲ Penguins right wing Jaromir Jagr wears the current home uniform with the modernized Penguins logo.



Penguins defenseman Colin Campbell is shown wearing a jersey from the mid-1970s.



Penguins center Mark Johnson wearing a jersey from the early 1980's.

ON THIS DATE IN PENGUINS HISTORY

June 5, 1967 - Pittsburgh Penguins franchise joins the National Hockey League.
October 11, 1967 - Penguins first NHL game was played at the Civic Arena vs Montreal. Penguins lose, 2-1, with 9,307 fans on hand. Andy Bathgate scores the Penguins first goal.
October 13, 1967 - Penguins record first victory as they defeat St. Louis, 3-1, on the road.
February 3, 1968 - Penguins first sellout at Civic Arena vs Toronto (12,563).
March 22, 1968 - Donald Parsons heads a Michigan group which purchases 80% of the Penguins franchise.
April 1, 1970 - Penguins defeat Philadelphia, 4-1, to clinch second place in the Western Division, putting them in the playoffs for the first time.
April 8, 1970 - Penguins defeat Oakland, 2-1, in club's first playoff game.
May 21, 1970 - Jack Riley, club's general manager for first three years, is promoted to president and coach Red Kelly is promoted to general manager/coach.
April 13, 1971 - Michel Briere dies from injuries suffered in an auto accident on May 15, 1970.
April 21, 1971 - Thayer Potter heads a Pittsburgh group which buys team.
January 29, 1972 - Red Kelly steps down as general manager but remains coach, and Jack Riley regains general manager duties.
January 30, 1973 - Greg Polis wins MVP honors at NHL All-Star Game in New York after scoring two goals.
January 13, 1974 - Jack Button named general manager of Penguins.
January 22, 1975 - Syl Apps named MVP in NHL All-Star Game in Montreal after scoring two goals.
February 22, 1975 - Penguins defeat St. Louis, 3-2, to establish a 20-game home unbeaten streak which is still a club record.
June 13, 1975 - Pittsburgh Penguins declare bankruptcy.
July 11, 1975 - Albert Savill, Otto Frenzel and Wren Blair buy Penguins.
July 29, 1975 - Marc Boileau rehired as coach.
March 24, 1976 - Jean Pronovost becomes the first Penguin to score 50 goals in a season, and Pierre Larouche becomes first Penguin to record 100 points in one season vs Boston.
December 3, 1976 - Aldege "Baz" Bastien named club's general manager.
October 19, 1977 - Bob Prince debuts as the club's television play-by-play announcer.
April 5, 1978 - Edward J. DeBartolo takes control of the club, having purchased one-third of the franchise the year before.
January 3, 1980 - Penguins defeat NYI, 4-3, to gain first place in the Norris Division for the first time in club history.
January 30, 1980 - Black & gold uniform worn for first time vs St. Louis.
December 13, 1980 - Paul Gardner becomes first Penguin player to score four goals in one game in a 6-5 loss to Philadelphia.
June 3, 1981 - Randy Carlyle named to NHL First All-Star Team.
June 4, 1981 - Randy Carlyle wins the Norris Trophy as the league's best defenseman, and Rick Kehoe wins the Lady Byng Trophy as the player who combined sportsmanship with a high standard of play.
July 1, 1981 - Edward J. DeBartolo takes over the Civic Arena.
February 21, 1982 - Penguins defeat the NYI, 4-3, to break their then NHL Record 15-game winning streak.
March 15, 1983 - General Manager Baz Bastien dies as a result of an auto accident.
May 27, 1983 - Ed Johnston is promoted to general manager.
June 9, 1984 - Penguins draft Mario Lemieux, Doug Bodger & Roger Belanger in first round of Entry Draft, marking the only time in club history that Pittsburgh selected more than one player in the first round. It is also the only time that the Penguins have chosen first overall.
June 19, 1984 - Mario Lemieux signs a contract with the Penguins.
February 12, 1985 - Mario Lemieux is named MVP in NHL All-Star Game in Calgary after scoring two goals and one assist.
April 7, 1985 - Mario Lemieux scores his 100th point to become third rookie in NHL History to score 100 or more points in a season.
June 12, 1985 - Mario Lemieux wins the Calder Memorial Trophy as the NHL's top rookie.
May 26, 1986 - Mario Lemieux wins the Lester B. Pearson Award presented by Players' Association to the Outstanding Player in the NHL.
October 22, 1986 - Penguins defeat Buffalo, 5-4, in OT to extend their club record beginning of the season winning streak to seven games.
January 30, 1987 - Civic Arena hosts its first AHL Game since 1966 as Baltimore defeats Sherbrooke, 4-3.
May 11, 1987 - Penguins and Baltimore Skipjacks agree to terminate their working agreement.
May 26, 1987 - Penguins and Muskegon Lumberjacks of IHL sign a working agreement.
February 9, 1988 - Mario Lemieux is named MVP of NHL All-Star Game in St. Louis after scoring three goals, including the game winner in OT, and three assists.

ON THIS DATE IN PENGUINS HISTORY

April 14, 1988 - Tony Esposito is hired by Penguins and assumes duties of vice president & general manager.

June 8, 1988 - Mario Lemieux wins the Art Ross Trophy as the NHL's leading scorer and Hart Memorial Trophy as the league's MVP, thus becoming the first Penguin to win either award.

June 15, 1988 - Mario Lemieux wins the Lester B. Pearson Award for the second time in his career.

December 31, 1988 - Mario Lemieux becomes the first player in NHL history to score a goal at even strength, on the power play, short-handed, on a penalty shot and into an empty net in one game.

April 25, 1989 - Mario Lemieux ties two NHL Playoff Records with five goals and eight points in one playoff game vs Philadelphia in the Penguins 10-7 win.

June 7, 1989 - Mario Lemieux wins his second consecutive Art Ross Trophy as the league's top scorer with 199 points.

December 5, 1989 - Craig Patrick is named general manager/head coach, replacing Tony Esposito and Gene Ubriaco.

January 21, 1990 - Pittsburgh's Civic Arena plays host to the NHL All-Star Game for the first time and Penguin center Mario Lemieux wins the MVP award. Lemieux scores four goals on his way to his third All-Star MVP award.

February 14, 1990 - Mario Lemieux's 46-game point scoring streak is halted at the NY Rangers as he leaves the game midway in the second period with a back injury. Lemieux would miss the next 21 games before returning for the final game of the year.

June 12, 1990 - Bob Johnson is hired as the head coach, and Scott Bowman is named as director of development and recruitment.

December 22, 1990 - Paul Coffey records his 1,000th career NHL point at the New York Islanders.

March 26, 1991 - Penguins win their first division title, capturing the Patrick Division Title with a 7-4 win at Detroit.

April 25, 1991 - With a 4-1 win vs Washington, the Penguins win their first Patrick Division Playoff Championship.

May 11, 1991 - The Penguins earn the right to play in their first Stanley Cup championship series, beating the Boston Bruins to capture their first ever Wales Conference Championship.

May 25, 1991 - With an 8-0 victory over the Minnesota North Stars, the Penguins become Stanley Cup Champions for the first time in their 24-year history.

June 24, 1991 - The Penguins visit the White House and meet President George Bush. They are the first NHL team invited to the White House.

August 29, 1991 - Penguins head coach Bob Johnson is diagnosed with brain tumors, and has emergency surgery that night.

October 1, 1991 - Scott Bowman is named interim head coach.

October 19, 1991 - Stanley Cup Championship Banners are raised at the Civic Arena in a pre-game ceremony.

October 26, 1991 - In a game against the New York Islanders, Paul Coffey recorded his 1,053rd career point to become the NHL's all-time leading scorer among defensemen, passing Denis Potvin.

November 19, 1991 - The National Hockey League confirms Howard Baldwin, Morris Belzberg and Thomas Ruta as new Penguins ownership.

November 26, 1991 - Bob Johnson passes away at his home in Colorado Springs, CO at the age of 60.

January 18, 1992 - Pittsburgh has a record five players in the NHL All-Star Game at Philadelphia. Mario Lemieux, Kevin Stevens, Jaromir Jagr and Paul Coffey are named to the starting Wales Conference lineup while Bryan Trottier is added to the team in the veterans category.

January 30, 1992 - Craig Patrick is signed to a five-year contract as the general manager and executive vice president.

March 24, 1992 - Mario Lemieux records his 1,000th career NHL point at Detroit, in his 513th game, becoming the second fastest player to record 1,000 points in NHL history.

April 1, 1992 - NHL players go on strike.

April 10, 1992 - NHL players' strike ends.

April 12, 1992 - NHL games resume after the conclusion of the players' strike.

May 13, 1992 - Penguins defeat the NY Rangers in six games to capture the Patrick Division Playoff Title.

May 23, 1992 - Penguins defeat the Boston Bruins in four games to win the Wales Conference Championship for the second consecutive season.

June 1, 1992 - Penguins defeat the Chicago Blackhawks in four games to win back-to-back Stanley Cup Championships.

June 12, 1992 - Penguins unveil new team logo at a press conference.

ON THIS DATE IN PENGUINS HISTORY

June 23, 1992 - Bob Johnson, Rick Kehoe and Jean Pronovost are named charter members of the Penguins Hall of Fame.

October 5, 1992 - Mario Lemieux signs a multi-year contract.

October 8, 1992 - Stanley Cup Banners are raised in a pre-game ceremony at the Civic Arena.

October 22, 1992 - Formal inductions of the Charter members of the Penguins Hall of Fame are held in a pre-game ceremony.

January 12, 1993 - The Penguins announce that Mario Lemieux has been diagnosed with Hodgkin's disease.

March 2, 1993 - Mario Lemieux returns to the Penguins lineup in Philadelphia after missing the previous 23 games.

March 28, 1993 - The Penguins win their second Patrick Division Title with a 4-1 victory at Washington.

April 3, 1993 - Penguins win their first ever Presidents' Trophy as the NHL's best team with a 5-3 win at Quebec.

April 9, 1993 - Penguins set NHL record for the longest winning streak in NHL history, with their 16th consecutive win, a 10-4 victory at the NY Rangers. The Penguins extend the record to 17 games with a 4-2 win vs the Rangers on April 10.

June 15, 1993 - Jack Kelley named Penguins president.

June 17, 1993 - Mario Lemieux wins the Hart Memorial Trophy, the Art Ross Trophy, the Masterton Trophy and the Lester B. Pearson Award.

June 17, 1993 - Mario Lemieux is named to the NHL First All-Star Team, while Tom Barrasso, Larry Murphy and Kevin Stevens are named to the NHL's Second All-Star Team.

June 29, 1993 - The Penguins and the Russian Central Red Army Team announce working agreement.

October 28, 1993 - Ron Francis records his 1,000th career NHL point against Quebec.

March 30, 1994 - Syl Apps is named to the Penguins Hall of Fame.

April 11, 1994 - The Penguins win their first Northeast Division Title with a 4-0 win at Ottawa.

May 4, 1994 - The Penguins announce plans to build a practice and training facility located in the Southpointe development project in Washington County.

June 28, 1994 - Disney Sports Enterprises, Inc. joins in a three-way working agreement with the Penguins and Central Red Army Hockey Team.

June 29, 1994 - Penguins announce an advisory board to consist of Connecticut Governor Lowell P. Wiecker, Jr., actor Michael Keaton, KBL General Manager Bill Craig, Pittsburgh attorney Paul Martha, and businessmen Mike Farrell, Tony Liberati, Bernard S. Mars and Bruce Robbins.

August 29, 1994 - Mario Lemieux announces that he will take a one year medical leave of absence.

September 30, 1994 - The NHL postpones the opening of the 1994-95 season.

November 23, 1994 - The Penguins and the KBL Network announce a nine-year extension of their current broadcast agreement, giving KBL exclusive rights through the 2006-2007 season and a new merchandise contract.

January 11, 1995 - The NHL and the NHL Players' Association reach an agreement on a Collective Bargaining Agreement.

January 20, 1995 - The 1994-95 season begins.

February 4, 1995 - The Penguins defeat Tampa Bay, 6-3, to tie a club record, with their seventh consecutive victory from the start of the season.

February 7, 1995 - Joe Mullen records his 1,000th career point against the Florida Panthers, to become the first American-born player to record 1,000 or more points.

February 16, 1995 - The Penguins defeat Hartford, 5-2, to extend their club record start of the season unbeaten streak to 13 games (12-0-1).

April 5, 1995 - Syl Apps is formally inducted into the Penguins Hall of Fame.

May 3, 1995 - Jaromir Jagr records one assist against Florida, to win the 1994-95 NHL scoring title.

May 3, 1995 - Ron Francis wins the NHL's plus/minus award with a plus 30 rating.

May 20, 1995 - ICEOPLEX AT SOUTHPOINTE opens to the public.

July 6, 1995 - Jaromir Jagr named to the NHL First All-Star Team and Larry Murphy selected to the NHL Second All-Star Team.

July 6, 1995 - Ron Francis wins the Frank Selke Trophy and the Lady Byng Trophy.

July 26, 1995 - Steve Ryan named President and Chief Operating Officer of Pittsburgh Sports Associates.

PENGUINS PERSONNEL

PITTSBURGH PENGUINS GENERAL MANAGERS

		GP	W	L	T	PTS	PCT.	
1.	Jack Riley	June 6, 1967 to May 1970	226	73	117	36	182	.403
2.	Red Kelly	May 1970 to January 29, 1972	126	33	64	29	95	.377
3.	Jack Riley	January 29, 1972 to January 13, 1974	149	57	73	19	133	.446
4.	Jack Button	January 13, 1974 to July 1975	117	54	44	19	127	.543
5.	Wren Blair	July 1975 to December 3, 1976	105	44	44	17	105	.500
6.	Baz Bastien	December 3, 1976 to March 15, 1983	527	193	248	86	472	.448
7.	Ed Johnston	May 27, 1983 to April 14, 1988	400	140	220	40	320	.400
8.	Tony Esposito	April 14, 1988 to December 5, 1989	106	50	47	9	109	.514
9.	Craig Patrick	December 5, 1989 to present.	430	231	165	44	506	.588

PITTSBURGH PENGUINS HEAD COACHES

		GP	W	L	T	PTS	PCT.	
1.	Red Sullivan	June 6, 1967 to March 31, 1969	150	47	79	24	118	.393
2.	Red Kelly	July 2, 1969 to January 13, 1973	274	90	132	52	232	.423
3.	Ken Schinkel	January 13, 1973 to February 6, 1974	86	29	49	8	66	.384
4.	Marc Boileau	February 6, 1974 to January 17, 1976	151	66	61	24	156	.517
5.	Ken Schinkel	January 17, 1976 to May 19, 1977	117	54	43	20	128	.547
6.	Johnny Wilson	June 13, 1977 to May 8, 1980	240	91	105	44	226	.471
7.	Ed Johnston	July 15, 1980 to July 20, 1983	240	79	126	35	193	.402
8.	Lou Angotti	July 20, 1983 to June 4, 1984	80	16	58	6	38	.238
9.	Bob Berry	June 4, 1984 to April 13, 1987	240	88	127	25	201	.419
10.	Pierre Creamer	June 4, 1987 to June 14, 1988	80	36	35	9	81	.506
11.	Gene Ubriaco	June 28, 1988 to December 5, 1989	106	50	47	9	109	.514
12.	Craig Patrick	December 5, 1989 to June 12, 1990	54	22	26	6	50	.462
13.	Bob Johnson	June 12, 1990 to November 26, 1991	80	41	33	6	88	.550
14.	Scott Bowman	October 1, 1991 to May 28, 1993	164	95	53	13	206	.628
15.	Ed Johnston	June 22, 1993 to present.	132	73	43	16	162	.614

PITTSBURGH PENGUINS TEAM CAPTAINS

1967-68	Ab McDonald	1978-79	Orest Kindrachuk	1988-89	Mario Lemieux
1968-69	No Captain	1979-80	Orest Kindrachuk	1989-90	Mario Lemieux
1969-70	No Captain	1980-81	Orest Kindrachuk	1990-91	Randy Hillier
1970-71	No Captain	1981-82	Randy Carlyle		John Cullen
1971-72	No Captain	1982-83	Randy Carlyle		Paul Coffey
1972-73	No Captain	1983-84	Randy Carlyle		Mario Lemieux
1973-74	Ron Schock	1984-85	Mike Bullard	1991-92	Mario Lemieux
1974-75	Ron Schock	1985-86	Mike Bullard	1992-93	Mario Lemieux
1975-76	Ron Schock	1986-87	Mike Bullard	1993-94	Mario Lemieux
1976-77	Ron Schock		Terry Ruskowski	1994-95	Ron Francis
1977-78	Jean Pronovost	1987-88	Dan Frawley		
			Mario Lemieux		

PRESIDENTS: Jack E. McGregor (1967-70), Jack Riley (1970-72), Wren Blair (1975-77), Vince Bartmo (1977-81), Edward J. DeBartolo, Sr. (1981-88), Marie DeBartolo York (1988-91), Howard Baldwin (1991-93), Jack Kelley (1993-present).

SCOUTS: Edgar Brenchley (1967-70 & 1971-73), Rudy Migay (1967-68 & 1971-75), Ken Carson (1967-68), George "Red" Sullivan (1969-70), Dave Lucas (1969-75), Clare Rothermel (1969-75 & 1977-84), Ron Marlow (1971-72), Dick Coss (1971-72), Gerry Brown (1971-74), Jack Riley (1974-75), Ken Schinkel (1974-76), Gerald Blair (1976-77), Billy Taylor (1979-86), Albert Mandanici (1981-88), Lou Angotti (1984-86), Bruce Haralson (1984-89), John Gill (1985-1995), Paul Goulet (1986-88), Doug Wood (1986-88), Fred Gore (1987-89), Greg Malone (1988-present), Les Binkley (1989-present), Charlie Hodge (1989-present), Doug McCauley (1989-91), Ralph Cox (1989-present), Gilles Meloche (1990-present), Pierre McGuire (1990-91), Mark Kelley (1993-present), Phil Russell (1993-present), Glenn Patrick (1994-present).

PENGUINS COACHES & RECORDS

YEAR	COACH	GP	W	L	T	PTS	GF	GA	PCT.
1967-68	Red Sullivan	74	27	34	13	67	195	216	.453
	(Home)	37	15	12	10	40	115	101	.541
	(Road)	37	12	22	3	27	80	115	.365
Fifth in Western Division - 10th of 12 teams - Did not make playoffs.									
1968-69	Red Sullivan	76	20	45	11	51	189	252	.336
	(Home)	38	12	20	6	30	99	113	.395
	(Road)	38	8	25	5	21	90	139	.276
Fifth in Western Division - 11th of 12 teams - Did not make playoffs.									
1969-70	Red Kelly	76	26	38	12	64	182	238	.421
	(Home)	38	17	13	8	42	105	108	.553
	(Road)	38	9	25	4	22	77	130	.289
Second in Western Division - 7th of 12 teams - Eliminated Oakland, 4-0, in Quarterfinals; Lost to St. Louis, 4-2, in Semifinals.									
1970-71	Red Kelly	78	21	37	20	62	221	240	.397
	(Home)	39	18	12	9	45	126	92	.576
	(Road)	39	3	25	11	17	95	148	.218
Sixth in Western Division - 11th of 14 teams - Did not make playoffs.									
1971-72	Red Kelly	78	26	38	14	66	220	258	.423
	(Home)	39	18	15	6	42	132	125	.538
	(Road)	39	8	23	8	24	88	133	.308
Fourth in Western Division - 9th of 14th teams - Lost to Chicago, 4-0, in Quarterfinals.									
1972-73	TOTAL	78	32	37	9	73	257	265	.468
	Red Kelly	42	17	19	6	40	144	137	.476
	(Home)	20	12	6	2	26	84	56	.650
	(Road)	22	5	13	4	14	60	81	.318
	Ken Schinkel	36	15	18	3	33	113	128	.458
(Home)	19	12	5	2	26	66	48	.684	
(Road)	17	3	13	1	7	47	80	.206	
Ken Schinkel replaced Red Kelly on January 13, 1973									
Fifth in Western Division - 10th of 16 teams - Did not make playoffs.									
1973-74	TOTAL	78	28	41	9	65	242	273	.417
	Ken Schinkel	50	14	31	5	33	138	185	.330
	(Home)	26	7	16	3	17	69	87	.327
	(Road)	24	7	15	2	16	69	98	.333
	Marc Boileau	28	14	10	4	32	104	88	.571
(Home)	13	8	2	3	19	55	29	.731	
(Road)	15	6	8	1	13	49	59	.433	
Marc Boileau replaced Ken Schinkel on February 6, 1974									
Fifth in Western Division - 11th of 16 teams - Did not make playoffs.									
1974-75	Marc Boileau	80	37	28	15	89	326	289	.556
	(Home)	40	25	5	10	60	192	113	.750
	(Road)	40	12	23	5	29	134	176	.363
Third in Norris Division - 6th of 18 teams - Eliminated St. Louis, 2-0, in Preliminary Round; Lost to NY Islanders, 4-3, in Quarterfinals.									
1975-76	TOTAL	80	35	33	12	82	339	303	.513
	Marc Boileau	43	15	23	5	35	161	181	.407
	(Home)	19	9	6	3	21	83	74	.583
	(Road)	25	6	17	2	14	78	107	.280
	Ken Schinkel	37	20	10	7	47	178	122	.635
(Home)	22	14	5	3	31	113	63	.765	
(Road)	15	6	5	4	16	65	59	.533	
Ken Schinkel replaced Marc Boileau on January 17, 1976 - Third in Norris Division - 8th of 18 teams - Lost to Toronto, 2-1, in Preliminary Round.									
1976-77	Ken Schinkel	80	34	33	13	81	240	252	.506
	(Home)	40	22	12	6	50	139	119	.625
	(Road)	40	12	21	7	31	101	133	.386
Third in Norris Division - 7th of 18 teams - Lost to Toronto, 2-1, in Preliminary Round.									
1977-78	Johnny Wilson	80	25	37	18	68	254	321	.425
	(Home)	40	16	15	9	41	143	147	.513
	(Road)	40	9	22	9	27	111	174	.338
Fourth in Norris Division - 12th of 18 teams - Did not make playoffs.									
1978-79	Johnny Wilson	80	36	31	13	85	281	279	.531
	(Home)	40	23	12	5	51	152	120	.638
	(Road)	40	13	19	8	34	129	159	.425
Second in Norris Division - 8th of 18 teams - Eliminated Buffalo, 2-1, in Preliminary Round; Lost to Boston, 4-0, in Quarterfinals.									
1979-80	Johnny Wilson	80	30	37	13	73	251	303	.456
	(Home)	40	20	13	7	47	145	134	.588
	(Road)	40	10	24	6	26	106	169	.325
Third in Norris Division - 13th of 21 teams - Lost to Boston, 3-2, in Preliminary Round.									
1980-81	Ed Johnston	80	30	37	13	73	302	345	.456
	(Home)	40	21	16	3	45	160	154	.563
	(Road)	40	9	21	10	28	142	191	.350
Third in Norris Division - 15th of 21 teams - Lost to St. Louis, 3-2, in Preliminary Round.									
1981-82	Ed Johnston	80	31	36	13	75	310	337	.469
	(Home)	40	21	11	8	50	167	143	.625
	(Road)	40	10	25	5	25	143	194	.313
Fourth in Patrick Division - 12th of 21 teams - Lost to NY Islanders, 3-2, in Preliminary Round.									
1982-83	Ed Johnston	80	18	53	9	45	257	394	.281
	(Home)	40	14	22	4	32	134	170	.400
	(Road)	40	4	31	5	13	123	224	.163
Sixth in Patrick Division - 21st of 21 teams - Did not make playoffs.									

PENGUINS COACHES & RECORDS

YEAR	COACH	GP	W	L	T	PTS	GF	GA	PCT.
1983-84	Lou Angotti	80	16	58	6	38	254	390	.238
	(Home)	40	7	29	4	18	132	182	.225
	(Road)	40	9	29	2	20	122	208	.250
Sixth in Patrick Division - 21st of 21 teams - Did not make playoffs.									
1984-85	Bob Berry	80	24	51	5	53	276	385	.331
	(Home)	40	17	20	3	37	150	171	.463
	(Road)	40	7	31	2	16	126	214	.200
Sixth in Patrick Division - 20th of 21 teams - Did not make playoffs.									
1985-86	Bob Berry	80	34	38	8	76	313	305	.475
	(Home)	40	20	15	5	45	155	133	.563
	(Road)	40	14	23	3	31	158	172	.388
Fifth in Patrick Division - 15th of 21 teams - Did not make playoffs.									
1986-87	Bob Berry	80	30	38	12	72	297	290	.450
	(Home)	40	19	15	6	44	164	145	.550
	(Road)	40	11	23	6	28	133	145	.350
Fifth in Patrick Division - 14th of 21 teams - Did not make playoffs.									
1987-88	Pierre Creamer	80	36	35	9	81	319	316	.506
	(Home)	40	22	12	6	50	171	140	.625
	(Road)	40	14	23	3	31	148	176	.388
Sixth in Patrick Division - 12th of 21 teams - Did not make playoffs.									
1988-89	Gene Ubriaco	80	40	33	7	87	347	349	.544
	(Home)	40	24	13	3	51	185	159	.638
	(Road)	40	16	20	4	36	162	190	.450
Second in Patrick Division - 6th of 21 teams - Eliminated NY Rangers, 4-0, in Division Semi-Finals; Lost to Philadelphia, 4-3, in Division Finals.									
1989-90	TOTAL	80	32	40	8	72	318	359	.450
	Gene Ubriaco	26	10	14	2	22	101	110	.423
	(Home)	14	7	7	0	14	60	59	.500
	(Road)	12	3	7	2	8	41	51	.333
	Craig Patrick	54	22	26	6	50	217	249	.462
	(Home)	26	15	8	3	33	118	107	.635
	(Road)	28	7	18	3	17	99	142	.304
Craig Patrick replaced Gene Ubriaco on December 5, 1989 - Fifth in Patrick Division - 17th of 21 teams - Did not make playoffs.									
1990-91	Bob Johnson	80	41	33	6	88	342	305	.550
	(Home)	40	25	12	3	53	184	132	.663
	(Road)	40	16	21	3	35	158	173	.438
First in Patrick Division - 7th of 21 teams - Eliminated New Jersey, 4-3, in Division Semi-Finals; Eliminated Washington in Division Finals, 4-1; Eliminated Boston in Wales Conference Final, 4-2; Eliminated Minnesota in Stanley Cup Finals, 4-2, to win the Stanley Cup.									
1991-92	Scott Bowman	80	39	32	9	87	343	308	.544
	(Home)	40	21	13	6	48	192	154	.600
	(Road)	40	18	19	3	39	151	154	.488
Third in Patrick Division - 6th of 22 teams - Eliminated Washington, 4-3, in Division Semi-Finals; Eliminated NY Rangers in Division Finals, 4-2; Eliminated Boston in Wales Conference Final, 4-0; Eliminated Chicago in Stanley Cup Finals, 4-0, to win the Stanley Cup.									
1992-93	Scott Bowman	84	56	21	7	119	367	268	.708
	(Home)	41	31	6	4	66	198	128	.805
	(Road)	41	23	15	3	49	159	136	.598
	(Neutral Site)	2	2	0	0	4	10	4	1.000
First in the Patrick Division - 1st of 24 teams - Eliminated New Jersey, 4-1, in Division Semi-Finals; Lost to NY Islanders, 4-3, in Division Finals.									
1993-94	Ed Johnston	84	44	27	13	101	299	285	.601
	(Home)	41	24	9	8	56	155	128	.683
	(Road)	41	18	18	5	41	132	153	.500
	(Neutral Site)	2	2	0	0	4	12	4	1.000
First in Northeast Division - 3rd of 26 teams - Lost to Washington, 4-2, Conference Quarterfinals.									
1994-95	Ed Johnston	48	29	16	3	61	181	158	.635
	(Home)	24	18	5	1	37	103	71	.771
	(Road)	24	11	11	2	24	78	87	.500
Second in Northeast Division - 3rd of 26 teams - Eliminated Washington, 4-3, Conference Quarterfinals; Lost to New Jersey, 4-1 in Conference Semi-Finals.									
TOTALS									
COACH	GP	W	L	T	PTS	GF	GA	PCT	
Scott Bowman	164	95	53	13	206	709	576	.628	
Bob Johnson	80	41	33	6	88	342	305	.550	
Marc Boileau	151	66	61	24	156	591	558	.517	
Gene Ubriaco	106	50	47	9	109	448	459	.514	
Pierre Creamer	80	36	35	9	81	319	316	.506	
Ken Schinkel	203	83	92	28	194	669	687	.478	
Ed Johnston	372	152	169	51	355	1349	1519	.477	
Johnny Wilson	240	91	105	44	226	786	903	.471	
Craig Patrick	54	22	26	6	50	217	249	.462	
Red Kelly	274	90	132	52	232	767	873	.423	
Bob Berry	240	88	127	25	201	886	980	.419	
Red Sullivan	150	47	79	24	118	384	468	.393	
Lou Angotti	80	16	58	6	38	254	390	.238	
TOTAL	2194	877	1017	300	2054	7722	8283	.468	
Home	1095	554	382	159	1267	4246	3705	.579	
Road	1095	319	635	141	779	3454	4570	.356	
Neutral Site	4	4	0	0	8	22	8	1.000	

PENGUINS ALL-TIME ROSTER

(Players with * are currently in the Penguins organization.)

	Years	Pos.-No	REGULAR SEASON					PLAYOFFS							
			GP	G	A	TP	PIM	GP	G	A	TP	PIM			
-A-															
Ahola, Peter	92-93		D-6	22	0	1	1	14	-	-	-	-	-	-	-
Acquired from Los Angeles Kings for Jeff Chychrun, November 1992. Traded to San Jose Sharks for future considerations, February 1993.															
Aitken, Brad	87-88/90-91	LW-17/35		11	1	2	3	25	-	-	-	-	-	-	-
Selected in third round of NHL Entry Draft (Sault Ste. Marie, OHL), June 1986. Traded to Edmonton Oilers for Kim Issel, March 1991.															
Anderson, Russ	76-82		D-7	353	15	77	92	684	10	0	3	3	28		
Selected in second round of NHL Amateur Draft (Univ. of Minnesota, WCHA), June 1975. Traded with an eighth round choice in 1983 NHL Entry Draft to Hartford Whalers for Rick MacLeish, December 1981.															
Andrea, Paul	67-69		RW-22	91	18	27	45	4	-	-	-	-	-	-	
Acquired with Dunc McCallum and George Konik from New York Rangers for Larry Jeffery, June 1967. Drafted by Oakland Seals in Intra-League Draft, June 1970.															
Andrusak, Greg	93-95		D-4/36/37	10	0	4	4	8	-	-	-	-	-	-	
Selected in fifth round of NHL Entry Draft (U. Minn.-Duluth, WCHA), June 1985.															
Angotti, Lou	68-69		C-7	71	17	20	37	36	-	-	-	-	-	-	
Acquired from Philadelphia Flyers in a three-way deal with St. Louis Blues in which Pittsburgh traded Ab McDonald to St. Louis, June 1968. Traded with a first round choice in 1971 NHL Amateur Draft to St. Louis for Ron Schock and Craig Cameron, June 1969.															
Apps, Syl	70-78		C-26	495	151	349	500	241	19	4	4	8	4		
Acquired with Sheldon Kanegiesser from New York Rangers for Glen Sather, January 1971. Traded with Hartland Monahan to Los Angeles Kings for Gene Carr, Dave Schultz and a fourth round choice in 1978 NHL Amateur Draft, November 1977.															
Arbour, John	68-69		D-3	17	0	2	2	35	-	-	-	-	-	-	
Purchased with Jean Pronovost from Boston Bruins, May 1968. Sold to Vancouver Canucks, June 1970.															
Aranson, Chuck	73-76		RW-9	149	47	42	89	32	9	2	4	6	4		
Acquired with Bob Paradise from Atlanta Flames for Al McDonough, January 1974. Traded with Steve Durban and a first round choice in 1976 NHL Amateur Draft to Kansas City Scouts for Simon Nole, Ed Gilbert and a first round choice in 1976 NHL Amateur Draft, January 1976.															
Awrey, Don	76-77		D-24	79	1	12	13	40	3	0	1	1	0		
Acquired from Montreal Canadiens for a third round choice in 1978 NHL Amateur Draft and future considerations, August 1976. Negotiating rights traded to Washington Capitals for Bob Paradise, October 1977.															
-B-															
Babych, Wayne	84-86		RW-10/26	67	20	34	54	76	-	-	-	-	-	-	
Claimed in NHL Waiver Draft from St. Louis Blues, October 1984. Traded to Quebec Nordiques for future considerations, October 1985.															
Barrasso, Tom	88-95		G-31/35	282	0	23	23	193	73	0	7	7	24		
Acquired with a third round choice in 1990 NHL Entry Draft from Buffalo Sabres for Doug Bodger and Darrin Shannon, November 1988.															
Barrie, Doug	68-69		D-23	8	1	1	2	8	-	-	-	-	-	-	
Purchased from Detroit Red Wings, October 1968. Selected in NHL Expansion Draft by Buffalo Sabres, June 1970.															
Barrie, Len *	94-95		C-9	48	3	11	14	66	4	1	0	1	8		
Signed as a free agent, August 1994.															
Bassen, Hank	67-68		G-1	25	0	0	0	8	-	-	-	-	-	-	
Acquired from Detroit Red Wings for Roy Edwards, September 1967. Retired, August 1968.															
Bathgate, Andy	67-68/70-71		RW-9	150	35	68	103	89	-	-	-	-	-	-	
Claimed from Detroit Red Wings in NHL Expansion Draft, June 1967. Loaned to Vancouver Canucks (WHL), September 1968.															
Baxter, Paul	80-83		D-4	202	25	69	94	851	10	0	1	1	42		
Signed as a free agent after release by Quebec Nordiques, August 1980. Signed as a free agent by Calgary Flames, September 1983.															
Belanger, Roger	84-85		C-24	44	3	5	8	32	-	-	-	-	-	-	
Selected in first round of NHL Entry Draft (Kingston, OHL), June 1984. Released as a free agent, June 1988.															
Belland, Neil	86-87		D-22	3	0	1	1	0	-	-	-	-	-	-	
Signed as a free agent, September 1986. Released as a free agent, July 1987.															
Bennett, Harvey	74-75/76-77		C-28	32	3	3	6	53	-	-	-	-	-	-	
Signed as a free agent, June 1974. Traded to Washington Capitals for Stan Gilbertson, December 1975.															
Berehowsky, Drake *	94-95		D-44	4	0	0	0	13	1	0	0	0	0		
Acquired from Toronto Maple Leafs for Grant Jennings, April 1995.															
Bergeron, Yves	74-75		RW-20/27	3	0	0	0	0	0	0	0	0	0		
Selected in eighth round of NHL Amateur Draft (Shawinigan, QJHL), June 1972. Released as a free agent, June 1977.															
Beverley, Nick	73-74		D-25	67	2	14	16	21	-	-	-	-	-	-	
Acquired from Boston Bruins for Darryl Edestrand, October 1973. Traded to New York Rangers for Vic Hadfield, May 1974.															
Bianchini, Wayne	73-79		LW-14	265	68	41	109	130	3	0	1	1	6		
Selected in second round of NHL Amateur Draft (Flin Flon, WCHL), May 1973. Claimed by Edmonton Oilers in NHL Expansion Draft, June 1979.															
Signell, Larry	73-74		D-23/24	20	0	3	3	2	3	0	0	0	2		
Selected in third round of NHL Amateur Draft (Edmonton Oil Kings, WCHL), June 1970. Released as a free agent, September 1975.															
Binkley, Les	67-72		G-30	196	0	1	1	2	7	0	0	0	0		
Purchased from Cleveland Barons (AHL), September 1966. Signed as a free agent by Ottawa Nationals (WHA), September 1972.															
Bjugstad, Scott	88-89		RW-27	24	3	0	3	4	-	-	-	-	-	-	
Acquired with Gord Dineen from Minnesota North Stars for Ville Siren and Steve Gotaas, December 1988. Signed by Los Angeles Kings as a free agent, August 1989.															
Blackburn, Bob	69-71		D-4	124	8	12	20	105	7	0	0	0	4		
Selected in Intra-League Draft from New York Rangers, June 1969. Sold to Vancouver Canucks (WHL), September 1971.															
Bladon, Tom	78-80		D-2	135	6	29	35	99	8	0	5	5	2		
Acquired with Orest Kindrachuk and Ross Lonsberry from Philadelphia Flyers for a first round choice in 1978 NHL Amateur Draft, June 1978. Signed by Edmonton Oilers as a free agent, July 1980.															
Blaissell, Mike	85-87		RW-26	76	16	15	31	38	-	-	-	-	-	-	
Claimed from New York Rangers in NHL Waiver Draft, October 1985. Signed by Toronto Maple Leafs as a free agent, July 1987.															

PENGUINS ALL-TIME ROSTER

(Players with * are currently in the Penguins organization.)

	Years	Pos.-No	REGULAR SEASON							PLAYOFFS				
			GP	G	A	TP	PIM	GP	G	A	TP	PIM		
Bodger, Doug	84-89	D-3/33	299	35	132	167	293	-	-	-	-	-	-	-
Selected in first round of NHL Entry Draft (Kamloops, WHL), June 1984. Traded with Darrin Shannon to Buffalo Sabres for Tom Barraso and a third round choice in 1990 NHL Entry Draft, November 1989.														
Boivin, Leo	67-69	D-2	114	14	26	40	100	-	-	-	-	-	-	-
Claimed from Detroit Red Wings in NHL Expansion Draft, June 1967. Traded to Minnesota North Stars for Duane Rupp, January 1969.														
Bourque, Phil	83-84/85-92	LW/D-2/4/29	344	75	89	164	435	56	13	12	25	107	-	-
Signed as a free agent, October 1982. Signed by New York Rangers as a free agent, August 1992.														
Boutette, Pat	81-85	LW-15	247	65	109	174	548	5	3	1	4	8	-	-
Acquired with Kevin McClelland from Hartford Whalers as compensation for Hartford's signing Greg Millen, June 1981. Traded to Hartford Whalers for the NHL rights to Ville Siren, November 1984.														
Boyd, Randy	81-84	D-8	84	4	17	21	126	3	0	0	0	11	-	-
Selected in third round of NHL Entry Draft (Ottawa, OHL), June 1980. Traded to Chicago Blackhawks for Greg Fox, December 1983.														
Boyer, Wally	68-72	C-18	203	32	62	94	81	10	1	2	3	0	-	-
Acquired from Montreal Canadiens for Al MacNeil, June 1968. Released as a free agent, January 1976.														
Brickley, Andy	83-85	LW-23	95	25	35	60	19	-	-	-	-	-	-	-
Acquired with Ron Flockhart, Mark Taylor and a first and a third round choice in 1984 NHL Entry Draft from Philadelphia Flyers for Rich Sutter and a second and a third round choice in 1984 NHL Entry Draft, October 1983. Signed by New Jersey Devils as a free agent, July 1986.														
Briere, Michel	69-70	C-21	76	12	32	44	20	10	5	3	8	17	-	-
Selected in second round of NHL Amateur Draft (Shawinigan, QJHL), June 1969. Died from injuries suffered in an auto accident, May 1970.														
Brown, Andy	72-74	G-29/30	45	0	0	0	62	-	-	-	-	-	-	-
Acquired from Detroit Red Wings for a third round choice in 1973 NHL Amateur Draft and cash, February 1973. Signed as a free agent by Indianapolis Racers (WHL), July 1974.														
Brown, Doug	93-94	RW-24	77	18	37	55	18	6	0	0	0	2	-	-
Signed as a free agent, September 29, 1993. Claimed by Detroit Red Wings in NHL Waiver Draft, January 1995.														
Brown, Greg	93-94	D-34	36	3	8	11	28	6	0	1	1	4	-	-
Signed as a free agent, September 30, 1993. Traded to Winnipeg Jets for future considerations, April 1995.														
Brown, Rob	87-91	RW-44	224	112	143	255	307	11	5	3	8	22	-	-
Selected in fourth round of NHL Entry Draft (Kamloops, WHL), June 1986. Traded to Hartford Whalers for Scott Young, December 1990.														
Bullard, Mike	80-87	C-22	382	186	175	361	388	9	4	4	8	4	-	-
Selected in first round of NHL Entry Draft (Brantford, OHL), June 1980. Traded to Calgary Flames for Dan Quinn, November 1986.														
Bulley, Ted	83-84	LW-24	26	3	2	5	12	-	-	-	-	-	-	-
Signed as a free agent, September 1983. Released as a free agent, July 1984.														
Burns, Charlie	68-69	C-9	76	13	38	51	22	-	-	-	-	-	-	-
Claimed from Oakland Seals in Intra-League Draft, June 1968. Claimed by Minnesota North Stars in Intra-League Draft, June 1969.														
Burns, Robin	70-73	LW-10/20/25	41	0	5	5	32	-	-	-	-	-	-	-
Purchased from Montreal Canadiens, September 1970. Selected by Kansas City Scouts in NHL Expansion Draft, June 1974.														
Burrows, Dave	71-78/80-81	D-4/8	573	24	108	132	301	20	1	3	4	16	-	-
Selected from Chicago Blackhawks in Intra-League Draft, June 1971. Traded to Toronto Maple Leafs for Randy Carlyle and George Ferguson, June 1978. Acquired with Paul Gardner from Toronto Maple Leafs for Kim Davis and Paul Marshall, November 1980. Released as a free agent, July 1982.														
Buskas, Rod	82-89/89-90	D-7	431	16	48	64	959	10	0	0	0	23	-	-
Selected in sixth round of NHL Entry Draft (Medicine Hat, WHL), June 1981. Traded to Vancouver Canucks for a sixth round choice in 1990 NHL Entry Draft, October 1989. Acquired from Vancouver with Tony Tanti and Barry Pederson for Dan Quinn, Andrew McBain and Dave Capuano, January 1990. Selected by Los Angeles Kings in NHL Waiver Draft, October 1990.														
Callander, Jock	87-90/91-92	RW-14/36	101	21	28	49	114	22	3	8	11	10	-	-
Signed as a free agent, July 1987. Signed by Tampa Bay Lightning as a free agent, July 1992.														
Campbell, Colin	74-76/77-79	D-5	243	14	52	66	517	19	2	7	9	51	-	-
Selected in second round of NHL Amateur Draft (Peterborough Petes, OHA), May 1973. Rights transferred to Colorado Rockies for 1976-77 as part compensation for an earlier deal, September 1976. Claimed by Edmonton Oilers in NHL Expansion Draft, June 1979.														
Capuano, Dave	89-90	RW-15	6	0	0	0	2	-	-	-	-	-	-	-
Selected in second round of NHL Entry Draft (Cumberland, RI, Mt. St. Charles H. S.), June 1986. Traded with Andrew McBain and Dan Quinn to Vancouver Canucks for Rod Buskas, Barry Pederson and Tony Tanti, January 1990.														
Cardwell, Steve	70-73	LW-15/20	53	9	11	20	35	4	0	0	0	2	-	-
Selected in fifth round of NHL Amateur Draft (Oshawa, OHA), May 1970. Signed by Minnesota Fighting Saints (WHA) as a free agent, May 1973.														
Carlyle, Randy	78-84	D-25	397	66	257	323	582	22	6	8	14	41	-	-
Acquired with George Ferguson from Toronto Maple Leafs for Dave Burrows, June 1978. Traded to Winnipeg Jets for a first round choice in 1984 NHL Entry Draft and future considerations, March 1984. Pittsburgh received Moe Mantha to complete the deal, May 1984.														
Carr, Gene	77-78	C-28	70	17	37	54	76	-	-	-	-	-	-	-
Acquired with Dave Schultz and a fourth round choice in 1978 NHL Amateur Draft from Los Angeles Kings for Sly Apps and Hartland Monahan, November 1977. Signed as a free agent by Atlanta Flames, June 1978.														
Cassidy, Tom	77-78	C-11	26	3	4	7	15	-	-	-	-	-	-	-
Signed as a free agent, October 1977. Loaned to Baltimore Clippers (AHL), December 1977.														
Caufield, Jay	88-93	RW-16	196	3	7	10	714	14	0	0	0	30	-	-
Claimed from Minnesota North Stars in NHL Waiver Draft, October 1988. Released as a free agent, June 1993.														
Chabot, John	84-87	C-9	216	36	98	134	26	-	-	-	-	-	-	-
Acquired from Montreal Canadiens for Ron Flockhart, November 1984. Signed as a free agent by Detroit Red Wings, June 1987.														
Chapman, Blair	76-80	RW-9	227	48	51	99	71	10	2	1	3	9	-	-
Selected in first round of NHL Amateur Draft (Saskatoon, WHL), June 1976. Traded to St. Louis Blues for Bob Stewart, November 1979.														
Charlesworth, Todd	83-84/85-88	D-2/6/27/34	86	3	9	12	41	-	-	-	-	-	-	-
Selected in second round of NHL Entry Draft (Oshawa, OHL), June 1983. Signed as a free agent by Edmonton Oilers, June 1989.														

PENGUINS ALL-TIME ROSTER

(Players with * are currently in the Penguins organization.)

	Years	Pos.-No	REGULAR SEASON					PLAYOFFS					
			GP	G	A	TP	PIM	GP	G	A	TP	PIM	
Chevrier, Alain	89-90	G-30	3	0	1	1	2	-	-	-	-	-	-
Acquired from Chicago Blackhawks for future considerations, March 1990. Signed as a free agent by Detroit Red Wings, July 1990.													
Chorney, Marc	80-84	D-16/24	139	5	18	23	151	7	0	1	1	2	
Selected in fifth round of NHL Entry Draft (Univ. of North Dakota, WCHA), August 1979. Traded to Los Angeles Kings for a sixth round choice in 1985 NHL Entry Draft, October 1983.													
Christian, Jeff *	94-95	LW-34	1	0	0	0	0	-	-	-	-	-	-
Signed as a free agent, August 1995.													
Chychrun, Jeff	91-93	D-6	18	0	1	1	37	-	-	-	-	-	-
Acquired with Brian Benning and a first round choice in 1992 NHL Entry Draft from Los Angeles Kings for Paul Coffey, February 1992. Traded to Los Angeles Kings for Peter Ahola, November 1992.													
Clackson, Kim	79-80	D-6	45	0	3	3	166	3	0	0	0	37	
Claimed from Winnipeg Jets in NHL Expansion Draft, June 1979. Sent to Quebec Nordiques as compensation for Pittsburgh's signing of Paul Baxter, August 1980.													
Coffey, Paul	87-92	D-77	331	108	332	440	573	23	4	22	26	37	
Acquired with Dave Hunter and Wayne Van Dorp from Edmonton Oilers for Craig Simpson, Chris Joseph, Moe Mantha and Dave Hannan, November 1987. Traded to Los Angeles Kings for Jeff Chychrun, Brian Benning and a first round choice in NHL Entry Draft, February 1992.													
Corrigan, Mike	76-78	LW-27	98	22	39	61	46	2	0	0	0	0	
Acquired from Los Angeles Kings for a fifth round choice in 1977 NHL Amateur Draft, October 1976. Released as a free agent, June 1978.													
Cossette, Jacques	75-76/77-79	RW-20/27	64	8	6	14	29	3	0	1	1	4	
Selected in second round of NHL Amateur Draft (Sorel, QJHL), May 1974. Released as a free agent, February 1985.													
Crowder, Bruce	84-85	RW-28	26	4	7	11	23	-	-	-	-	-	-
Claimed from Boston Bruins in NHL Waiver Draft, October 1984. Released as a free agent, February 1985.													
Cullen, John	88-91/94-95	C-11	262	88	184	272	399	20	3	8	11	36	
Signed as a free agent, June 1988. Traded with Zarely Zalapski and Jeff Parker to Hartford Whalers for Ron Francis, Ulf Samuelsson and Grant Jennings, March 1991. Signed as a free agent, August 1994. Released as a free agent, August 1995.													
Cunneyworth, Randy	85-89	LW-15	295	101	115	216	513	11	3	5	8	26	
Acquired with Mike Moller from Buffalo Sabres for Pat Hughes, October 1985. Traded with Dave McLlwain and Rich Tabaracci to Winnipeg Jets for Andrew McBain, Jim Kyte and Randy Gilhen, June 1989.													
Dahlquist, Chris	85-91	D-2/4	195	10	26	36	221	2	0	0	0	0	
Signed as a free agent, May 1985. Traded with Jim Johnson to Minnesota North Stars for Peter Taglianetti and Larry Murphy, December 1990.													
Daley, Joe	68-70	G-1	38	0	0	0	2	-	-	-	-	-	-
Selected from Detroit Red Wings in NHL Expansion Draft, June 1967. Claimed by Buffalo Sabres on waivers, June 1970.													
Daniels, Jeff	90-94	LW-18/20	134	8	11	19	36	12	3	2	5	0	
Selected in sixth round of NHL Entry Draft (Oshawa, OHL), June 1986. Traded to Florida for Greg Hawgood, March 19, 1994.													
Davis, Kim	77-81	LW-16/22/30	34	5	7	12	47	4	0	0	0	0	
Selected in third round of NHL Amateur Draft (Flin Flon, WCHL), June 1977. Traded with Paul Marshall to Toronto Maple Leafs for Paul Gardner and Dave Burrows, November 1980.													
Dea, Billy	67-69	LW-14	139	26	20	46	12	-	-	-	-	-	-
Claimed from Chicago Blackhawks in NHL Expansion Draft, June 1967. Traded to Detroit Red Wings for Mike McMahon, October 1969.													
DeBenedet, Nelson	74-75	LW-23	31	6	3	9	11	-	-	-	-	-	-
Acquired from Detroit Red Wings for Hank Nowak and a third round choice in NHL Amateur Draft, May 1974. Released as a free agent, July 1976.													
DeFazio, Dean	83-84	LW-12	22	0	2	2	28	-	-	-	-	-	-
Selected in ninth round of NHL Entry Draft (Brantford, OHA), June 1981. Released as a free agent, July 1986.													
Delorme, Gilbert	89-90	D-27	54	3	7	10	44	-	-	-	-	-	-
Signed as a free agent, June 1989. Released as a free agent, July 1992.													
DeMarco, Ab	73-75	D-5	42	9	13	22	8	-	-	-	-	-	-
Acquired with Steve Durbaro and Bob Kelly from St. Louis Blues for Bryan Watson, Greg Polis and a second round choice in 1974 NHL Amateur Draft, January 1974. Traded to Vancouver Canucks for Barry Wilkins, November 1974.													
Depalma, Larry	93-94	LW-12	6	1	0	1	5	1	0	0	0	0	
Claimed from NY Islanders on waivers, March 9, 1994. Released as a free agent, June 1995.													
DeRouville, Philippe *	94-95	G-30	1	0	0	0	0	-	-	-	-	-	-
Selected in fifth round of NHL Entry Draft (College Francais, QMJHL), June 1992.													
Dillabough, Bob	67-69	LW-15	61	7	12	19	20	-	-	-	-	-	-
Selected from Boston Bruins in NHL Expansion Draft, June 1967. Traded to Oakland Seals for Billy Harris, November 1968.													
Dineen, Gord	88-92	D-5	117	2	10	12	173	11	0	2	2	8	
Acquired with Scott Bjugstad from Minnesota North Stars for Ville Siren and Steve Gotaas, December 1988. Released as a free agent, July 1992.													
Dion, Michel	81-85	G-29	151	0	5	5	14	5	0	0	0	0	
Signed as a free agent, June 1981. Released as a free agent, July 1985.													
Dopson, Rob	93-94	G-1	2	0	0	0	0	-	-	-	-	-	-
Signed as a free agent, July 21, 1991. Released as a free agent, August, 1994.													
Duberman, Justin	93-94	RW-37	4	0	0	0	0	-	-	-	-	-	-
Signed as a free agent on November 2, 1992. Released as a free agent, June 1995.													
Duguay, Ron	85-87	RW-10/35	53	11	20	31	36	-	-	-	-	-	-
Acquired from Detroit Red Wings for Doug Shedden, March 1986. Traded to New York Rangers for Chris Kontos, January 1987.													
Durbaro, Steve	73-76	D-7	66	4	23	27	309	-	-	-	-	-	-
Acquired with Ab DeMarco and Bob Kelly from St. Louis Blues for Bryan Watson, Greg Polis and a second round choice in 1974 NHL Amateur Draft, January 1974. Traded with Chuck Aranson and a first round choice in 1976 NHL Amateur Draft to Kansas City Scouts for Simon Nolet, Ed Gilbert and a first round choice in 1976 NHL Amateur Draft, January 1976.													
Dykstra, Steve	88-89	D-22	65	1	6	7	126	1	0	0	0	2	
Selected from Edmonton Oilers in NHL Waiver Draft, October 1988. Signed as a free agent by Hartford Whalers, October 1989.													

PENGUINS ALL-TIME ROSTER

(Players with * are currently in the Penguins organization.)

	Years	Pos.-No	REGULAR SEASON					PLAYOFFS				
			GP	G	A	TP	PIM	GP	G	A	TP	PIM
-E-												
Edestrand, Darryl	71-74	D-25	158	25	47	72	140	4	0	2	2	0
Traded to Hershey Bears (AHL), June 1970. Traded to Boston Bruins for Nick Beverley, October 1973.												
Edur, Tom	77-78	D-2	58	5	38	43	18	-	-	-	-	
Acquired from Colorado Rockies for Dennis Owchar, December 1977. Retired, September 1978.												
Edwards, Gary	81-82	G-30	6	0	0	0	2	-	-	-	-	
Acquired from St. Louis Blues for an eighth round choice in 1984 NHL Entry Draft, February 1982. Released as a free agent, September 1982.												
Edwards, Marv	68-69	G-30	1	0	0	0	0	-	-	-	-	
Signed as a free agent, September 1967. Sold to Toronto Maple Leafs, June 1969.												
Edwards, Roy	71-72	G-1	15	0	1	1	0	-	-	-	-	
Selected from Chicago Blackhawks in NHL Expansion Draft, June 1967. Traded to Detroit Red Wings for Hank Bassen, September 1967. Purchased from Detroit, June 1971. Traded to Detroit for second round choices in 1973 and 1974 NHL Amateur Drafts, October 1972.												
Erickson, Bryan	87-88	RW-14	11	1	4	5	0	-	-	-	-	
Acquired from Los Angeles Kings for Chris Kontos and a sixth round choice in 1988 NHL Entry Draft, February 1988. Released as a free agent, August 1988.												
Errey, Bob	83-93	LW-10/12	572	132	140	272	651	49	9	4	13	
Selected in first round of NHL Entry Draft (Peterborough, OHL), June 1983. Traded to Buffalo Sabres for Mike Ramsey, March 1993.												
-F-												
Faubert, Mario	74-78/79-82	D-5/24/28	231	21	90	111	222	10	2	2	4	
Selected in fourth round of NHL Amateur Draft (St. Louis Univ., CCHA), May 1974. Released as a free agent, June 1993.												
Feltrin, Tony	80-83	D-33	39	3	3	6	44	-	-	-	-	
Selected in fourth round of NHL Entry Draft (Victoria, WHL), June 1980. Loaned to Salt Lake City Golden Eagles (CHL), October 1983.												
Ferguson, George	78-83	RW-11	310	89	106	195	162	22	4	11	15	
Acquired with Randy Carlyle from Toronto Maple Leafs for Dave Burrows, June 1978. Traded with a first round choice in 1983 NHL Entry Draft to Minnesota North Stars for Anders Hakansson, Ron Meighan and a first round choice in 1983 NHL Entry Draft, October 1982.												
Fitzgerald, Rusty *	94-95	LW-34	4	1	0	1	0	5	0	0	0	
Selected in second round of NHL Entry Draft (Duluth, Minn., Duluth East H.S.), June 1991.												
Flesch, John	77-78	LW-11	29	7	5	12	19	-	-	-	-	
Signed as a free agent, February 1978. Released as a free agent, June 1978.												
Flockhart, Ron	83-85	C-9	80	27	23	50	44	-	-	-	-	
Acquired with Mark Taylor, Andy Brickley and a first and a third round choice in 1984 NHL Entry Draft from Philadelphia Flyers for Rich Sutter and a second and a third round choice in 1984 NHL Entry Draft, October 1983. Traded to Montreal Canadiens for John Chabot, November 1984.												
Fogarty, Bryan	92-93	D-33	12	0	4	4	4	-	-	-	-	
Acquired from Quebec Nordiques for NHL rights to Scott Young, March 1992. Released as a free agent, June 1993.												
Fonteyne, Val	67-72	LW-8	349	39	82	121	4	14	0	2	2	
Selected from Detroit Red Wings in NHL Expansion Draft, June 1967. Signed by Edmonton Oilers (WHA), September 1972.												
Ford, Brian	84-85	G-31	8	0	0	0	0	-	-	-	-	
Acquired from Quebec Nordiques for Tom Thornbury, December 1984. Released as a free agent, July 1985.												
Fox, Greg	83-85	D-2	75	4	10	14	92	-	-	-	-	
Acquired from Chicago Blackhawks for Randy Boyd, December 1983. Released as a free agent, July 1985.												
Francis, Ron *	90-95	C-9/10	294	85	232	317	199	75	27	55	82	
Acquired with Ulf Samuelsson and Grant Jennings from Hartford Whalers for John Cullen, Zanley Zalapski and Jeff Parker, March 1991.												
Frawley, Dan	85-89	RW-28	240	33	47	70	610	-	-	-	-	
Claimed from Chicago Blackhawks in NHL Waiver Draft, October 1985. Released as a free agent, June 1990.												
-G-												
Ganchar, Perry	87-90	RW-8	33	2	5	7	36	-	-	-	-	
Acquired from Montreal Canadiens for future considerations, December 1987. Released as a free agent, June 1988.												
Gardner, Paul	80-84	C-20/30	207	98	105	203	105	10	2	5	7	
Acquired with Dave Burrows from Toronto Maple Leafs for Kim Davis and Paul Marshall, November 1980. Signed by Washington Capitals as a free agent, July 1984.												
Garner, Rob	82-83	C-24	1	0	0	0	0	-	-	-	-	
Selected in fifth round of NHL Amateur Draft (Toronto Marlboros, OHL), June 1978. Released as a free agent, August 1983.												
Gatzos, Steve	81-85	RW-26/28	89	15	20	35	83	1	0	0	0	
Selected in second round of NHL Entry Draft (Sault Ste. Marie, OHL), June 1981. Released as a free agent, October 1986.												
Geale, Robert	84-85	C-28	1	0	0	0	2	-	-	-	-	
Selected in eighth round of NHL Entry Draft (Portland, WHL), June 1980. Released as a free agent, December 1985.												
Giffin, Lee	86-88	RW-11/17/34	27	1	3	4	9	-	-	-	-	
Selected in second round of NHL Entry Draft (Oshawa, OHL), June 1985. Traded to New York Rangers for future considerations, September 1989.												
Gilbert, Ed	75-77	C-23	45	1	1	2	0	-	-	-	-	
Acquired with Simon Niolet and a first round choice in 1976 NHL Amateur Draft from Kansas City Scouts for Steve Durbanco, Chuck Aranson and a first round choice in 1976 NHL Amateur Draft, January 1976. Released as a free agent, June 1976.												
Gilbertson, Stan	75-77	LW-15	115	19	17	36	19	3	1	1	2	
Acquired from Washington Capitals for Harvey Bennett, December 1975. Released as a free agent, June 1978.												
Gilhen, Randy	89-91	C-15/19	133	20	21	41	105	16	1	0	14	
Acquired with Jim Kyte and Andrew McBain from Winnipeg Jets for Randy Cunneynorth, Rich Tabaracci and Dave McLain, June 1989. Claimed by Minnesota North Stars in NHL Expansion Draft, May 1991.												
Gladney, Bob	83-84	D-33	13	1	5	6	2	-	-	-	-	
Signed as a free agent, September 1983. Retired, October 1984.												
Goertz, Dave	87-88	D-32	2	0	0	0	2	-	-	-	-	
Selected in 10th round of NHL Entry Draft (Regina, WHL), June 1983. Released as a free agent, June 1989.												
Gotaas, Steve	87-88	C-16	36	5	6	11	45	-	-	-	-	
Selected in fifth round of NHL Entry Draft (Prince Albert, WHL), June 1985. Traded with Ville Siren to Minnesota North Stars for Scott Bjugstad and Gord Dineen, December 1988.												

PENGUINS ALL-TIME ROSTER

(Players with * are currently in the Penguins organization.)

	Years	Pos.-No	REGULAR SEASON					PLAYOFFS				
			GP	G	A	TP	PIM	GP	G	A	TP	PIM
Graham, Pat	81-83	LW-24	62	7	13	20	71	4	0	0	0	2
Selected in sixth round of NHL Entry Draft (Niagara Falls, OHL), June 1980. Traded with Nick Ricci to Toronto Maple Leafs for Rocky Saganik and Vincent Tremblay, August 1983.												
Gruhl, Scott	87-88	LW-38	6	1	0	1	0	-	-	-	-	-
Signed as a free agent, December 1987. Released as a free agent, July 1988.												
Guenette, Steve	86-89	G-1/30	32	0	1	1	2	-	-	-	-	-
Signed as a free agent, July 1986. Traded to Calgary Flames for a sixth round choice in 1989 NHL Entry Draft, January 1989.												
-H-												
Hadfield, Vic	74-77	LW-11	163	61	79	140	118	10	5	2	7	11
Acquired from New York Rangers for Nick Beverley, May 1974. Retired, June 1977.												
Hakansson, Anders	82-83	LW-11	62	9	12	21	26	-	-	-	-	-
Acquired with Ron Meighan and a first round choice in 1983 NHL Entry Draft from Minnesota North Stars for George Ferguson and a first round choice in 1983 NHL Entry Draft, October 1982. Traded to Los Angeles Kings for the NHL rights to Kevin Stevens, September 1983.												
Hamilton, Jim	78-79/84-85	LW-13/23/28	95	14	18	32	28	6	3	0	3	0
Selected in second round of NHL Amateur Draft (London, OHL), June 1977. Released as a free agent, January 1985.												
Hannan, Dave	81-88/88-90	C-20/32	355	60	88	148	530	8	0	1	1	4
Selected in 10th round of NHL Entry Draft (Brantford, OHA), June 1981. Traded with Craig Simpson, Moe Mantha and Chris Joseph to Edmonton Oilers for Paul Coffey, Dave Hunter and Wayne Van Dorp, November 1987. Claimed from Edmonton in NHL Waiver Draft, October 1988. Claimed by Toronto Maple Leafs in NHL Waiver Draft, October 1989.												
Harbaruk, Nick	69-73	RW-11	308	40	61	101	257	14	3	1	4	20
Selected from Vancouver Canucks in Intra-League Draft, June 1969. Traded to St. Louis Blues for Bob Johnson, October 1973.												
Harris, Billy	68-69	C-15	55	7	13	20	8	-	-	-	-	-
Acquired from Oakland Seals for Bob Dillabough, November 1968. Retired, October 1969.												
Harrison, Paul	81-82	G-1	13	0	0	0	0	-	-	-	-	-
Acquired from Toronto Maple Leafs for future considerations, September 1981. Claimed by Buffalo Sabres on waivers, February 1982.												
Hawgood, Greg	94-95	D-4	33	2	6	8	33	1	0	0	0	0
Acquired from Florida for Jeff Daniels on March 19, 1994. Released as a free agent, June 1995.												
Herron, Denis	72/75/76-79/82-86	G-1/29	290	0	6	6	67	10	0	0	0	5
Selected in third round of NHL Amateur Draft (Trois Rivieres, QJHL), June, 1972. Traded with Jean Guy Lagace to Kansas City Scouts for Michel Plasse, January 1975. Signed as a free agent from Colorado Rockies, August 1976. As compensation, Colorado received Michel Plasse and Simon Niolet. Traded with a second round choice in 1982 NHL Entry Draft to Montreal Canadiens for Pat Hughes and Rob Holland, August 1979. Acquired from Montreal for a third round choice in 1985 NHL Entry Draft, September 1982. Released as a free agent, July 1986.												
Hextall, Bryan	69-74	C-7	335	71	115	186	498	14	0	3	3	43
Purchased from Toronto Maple Leafs, May 1969. Claimed on waivers by Atlanta Flames, January 1974.												
Hicke, Billy	71-72	RW-9	12	2	0	2	6	-	-	-	-	-
Purchased from California Seals, September 1971. Sold to Detroit Red Wings, November 1971.												
Hicks, Wayne	67-68	RW-16	15	4	7	11	2	-	-	-	-	-
Purchased from Philadelphia Flyers, February 1968. Released as a free agent, June 1970.												
Hillier, Randy	84-91	D-23/34	343	13	79	92	594	17	0	1	1	73
Acquired from Boston Bruins for a fourth round choice in 1985 NHL Entry Draft, October 1984. Signed by New York Islanders as a free agent, June 1991.												
Hoganson, Paul	70-71	G-1	2	0	0	0	0	-	-	-	-	-
Selected in fifth round of NHL Amateur Draft (Toronto Marlboros, OHA), June 1969. Signed by Los Angeles Sharks (WHA), July 1973.												
Holland, Rob	79-81	G-1	44	0	0	0	2	-	-	-	-	-
Acquired with Pat Hughes from Montreal Canadiens for Denis Herron and a second round choice in 1982 NHL Entry Draft, August 1979. Signed by New York Islanders as a free agent, September 1981.												
Horton, Tim	71-72	D-3/24	44	2	9	11	40	4	0	1	1	2
Selected from New York Rangers in Intra-League Draft, June 1971. Selected by Buffalo Sabres in Intra-League Draft, June 1972.												
Hotham, Greg	81-85	D-6	170	11	63	74	118	5	0	3	3	6
Acquired from Toronto Maple Leafs for a sixth round choice in 1982 NHL Entry Draft, February 1982. Released as a free agent, July 1986.												
Hrdina, Jiri	90-92	C-38	93	9	27	36	29	35	2	4	6	22
Acquired from Calgary Flames for Jim Kyte, December 1990. Retired, June 1992.												
Hrynewich, Tim	82-84	LW-28	55	6	8	14	82	-	-	-	-	-
Selected in second round of NHL Entry Draft (Sudbury, OHL), June 1982. Traded with Marty McSorley to Edmonton Oilers for Gilles Meloche, September 1985.												
Hudson, Lex	78-79	D-5	2	0	0	0	0	2	0	0	0	0
Selected in 12th round of NHL Amateur Draft (Denver Univ., WCHA), June 1975. Retired, March 1980.												
Hudson, Mike	94-95	C-16	40	2	9	11	34	11	0	0	0	6
Claimed from New York Rangers in NHL Waiver Draft, January 1995. Released as a free agent, July 1995.												
Hughes, Pat	79-81	RW-24	134	28	23	51	239	5	0	0	0	21
Acquired with Rob Holland from Montreal Canadiens for Denis Herron and a second round choice in 1982 NHL Entry Draft, August 1979. Traded to Edmonton Oilers for Pat Price, March 1981.												
Hunter, Dave	87-88	LW-20	59	11	18	29	77	-	-	-	-	-
Acquired with Paul Coffey and Wayne Van Dorp from Edmonton Oilers for Craig Simpson, Dave Hannan, Chris Joseph and Moe Mantha, November 1987. Sent to Edmonton as compensation for Pittsburgh's claiming Dave Hannan in NHL Waiver Draft, October 1988.												
-I-												
Ingarfield, Earl	67-69	C-10	90	23	37	60	16	-	-	-	-	-
Selected from Detroit Red Wings in NHL Expansion Draft, June 1967. Traded with Dick Mattiussi and Gene Ubricco to Oakland Seals for George Swarbrick, Bryan Watson and Tracy Pratt, January 1969.												
Inness, Gary	73-76	G-29/30	100	0	2	2	4	9	0	0	0	2
Signed as a free agent, June 1973. Traded to Philadelphia Flyers for Bobby Taylor and Ed Van Impe, March 1976.												
-J-												
Jagr, Jaromir *	90-95	RW-68	359	157	232	389	235	75	31	36	67	57
Selected in first round of NHL Entry Draft (Kladno, Czech.), June 1990.												

PENGUINS ALL-TIME ROSTER

(Players with * are currently in the Penguins organization.)

	Years	Pos.-No	REGULAR SEASON					PLAYOFFS					
			GP	G	A	TP	PIM	GP	G	A	TP	PIM	
Javanainen, Arto	84-85	RW-19	14	4	1	5	2	-	-	-	-	-	-
Selected in fifth round of NHL Entry Draft (Assat, Finnish League), June 1984. Released as a free agent, May 1985.													
Jennings, Grant	90-95	D-3	210	7	21	28	357	38	1	2	38	1	2
Acquired with Ron Francis and Ulf Samuelsson from Hartford Whalers for John Cullen, Zarley Zalapski and Jeff Parker, March 1991. Traded to Toronto Maple Leafs for Drake Berehowsky, April 1995.													
Johnson, Bob	74-75	G-1	12	0	0	0	6	-	-	-	-	-	-
Acquired from St. Louis Blues for Nick Harbaruk, October 1973. Released as a free agent, August 1975.													
Johnson, Jim	85-91	D-6	390	14	95	109	658	11	0	5	5	44	
Signed as a free agent, June 1985. Traded with Chris Dahlquist to Minnesota North Stars for Peter Taglianetti and Larry Murphy, December 1990.													
Johnson, Mark	79-82	C-9	136	23	39	62	84	10	4	3	7	6	
Selected in fourth round of NHL Amateur Draft (Univ. of Wisconsin, WCHA), June 1977. Traded to Minnesota North Stars for a second round choice in 1982 NHL Entry Draft, March 1982.													
Jonathan, Stan	82-83	LW-9	19	0	3	3	13	-	-	-	-	-	
Acquired from Boston Bruins for future considerations, November 1982. Rights returned to Boston, April 1983.													
Jones, Ron	73-74	D-6	25	0	3	3	15	-	-	-	-	-	
Selected from Boston Bruins in Intra-League Draft, June 1973. Traded to Washington Capitals for Pete LaFramboise, January 1975.													
Joseph, Chris *	87-88/94-95	D-22/23	50	5	14	19	58	10	1	1	2	12	
Selected in first round of NHL Entry Draft (Seattle, WHL), June 1987. Traded with Craig Simpson, Moe Mantha and Dave Hannan to Edmonton Oilers for Paul Coffey, Dave Hunter and Wayne Van Dorp, November 1987. Claimed from Tampa Bay Lightning in NHL Waiver Draft, January 1995.													
-K-													
Kachowski, Mark	87-90	LW-26	64	6	5	11	209	-	-	-	-	-	
Signed as a free agent, August 1987. Released as a free agent, July 1992.													
Kanngessner, Sheldon	70-73	D-6/16	75	2	6	8	76	-	-	-	-	-	
Acquired with Syl Apps from New York Rangers for Glen Sather, January 1971. Traded to New York Rangers for a player to be named later (Steve Andrasick—May 1973), March 1973.													
Karabin, Ladislav	93-94	LW-37	9	0	0	0	2	-	-	-	-	-	
Selected in ninth round of NHL Entry Draft (Bratislava, Czech), June 1990.													
Kehoe, Rick	74-85	RW-8/17	722	312	324	636	88	37	4	17	21	2	
Acquired from Toronto Maple Leafs for Blaine Stoughton and a first round choice in 1977 NHL Amateur Draft, September 1974. Retired, June 1985.													
Kelly, Bob	73-77	LW-22	250	69	85	154	462	15	6	3	9	23	
Acquired with Ab DeMarco and Steve Durbano from St. Louis Blues for Greg Polis, Bryan Watson and a second round choice in 1974 NHL Amateur Draft, January 1974. Signed as a free agent by Chicago Blackhawks, August 1977.													
Kessel, Rick	69-73	C-14/15/23	83	2	18	20	4	-	-	-	-	-	
Selected in first round of NHL Amateur Draft (Oshawa, OHA), June 1969. Claimed by Salt Lake City Golden Eagles (CHL) in Reverse Draft, June 1973.													
Kindrachuk, Orest	78-81	C-26	144	38	80	118	181	7	4	1	5	7	
Acquired with Tom Bladon and Ross Lonsberry from Philadelphia Flyers for a first round choice in 1978 NHL Amateur Draft, June 1978. Signed by Washington Capitals, September 1981.													
Konik, George	67-68	D-18	52	7	8	15	26	-	-	-	-	-	
Acquired with Paul Andrea, Dunc McCallum and Frank Francis from New York Rangers for Larry Jeffrey, June 1967. Purchased by Oakland Seals, June 1968.													
Kontos, Chris	86-88	C-14	67	9	16	25	18	-	-	-	-	-	
Acquired from New York Rangers for Ron Duguay, January 1987. Traded to Los Angeles Kings for Bryan Erickson, February 1988.													
Kyte, Jim	89-91	D-3	57	3	1	4	127	-	-	-	-	-	
Acquired with Andrew McBain and Randy Gilhen from Winnipeg Jets for Randy Cunneynworth, Rich Tabaracci and Dave McLlwain, June 1989. Traded to Calgary Flames for Jiri Hrdina, December 1990.													
-L-													
Labre, Yvon	70-71/73-74	D-15/20	37	2	3	5	32	-	-	-	-	-	
Selected in third round of NHL Amateur Draft (Toronto Marlboros, OHA), June 1969. Selected by Washington Capitals in NHL Expansion Draft, June 1974.													
LaFramboise, Pete	74-75	LW-27	35	5	13	18	8	9	1	0	1	0	
Acquired from Washington Capitals for Ron Jones, January 1975. Released as a free agent, September 1976.													
Lagace, Jean Guy	68-69/72-75	D-23/24	106	4	20	24	119	-	-	-	-	-	
Acquired from Montreal Canadiens for Larry Hillman, November 1968. Selected by Minnesota North Stars in Intra-League Draft, June 1970. Acquired from Buffalo Sabres for Terry Ball, January 1971. Traded with Denis Herron to Kansas City Scouts for Michel Plasse, January 1975.													
Lalonde, Ron	72-75	C-16	108	10	20	30	16	-	-	-	-	-	
Selected in fourth round of NHL Amateur Draft (Peterborough, OHA), June 1972. Traded to Washington Capitals for Lew Morrison, December 1974.													
Lamoureux, Mitch	83-85	C-12	70	12	9	21	59	-	-	-	-	-	
Selected in eighth round of NHL Entry Draft (Oshawa, OHL), June 1981. Released as a free agent, July 1986.													
Lanyon, Ted	67-68	D-5	5	0	0	0	4	-	-	-	-	-	
Purchased from Cleveland Barons (AHL), August 1966. Released as a free agent, June 1970.													
Larouche, Pierre	74-78	C-10	240	119	134	253	99	15	2	9	11	2	
Selected in first round of NHL Amateur Draft (Sorel, QJHL), May 1974. Traded with a player to be named later (Peter Marsh—December 1977) to Montreal Canadiens for Peter Mahovich and Peter Lee, November 1977.													
LaVallee, Kevin	86-87	LW-16	33	8	20	28	4	-	-	-	-	-	
Signed as a free agent, September 1986. Released as a free agent, July 1987.													
Laxton, Gordon	75-79	G-1/30	17	0	0	0	0	-	-	-	-	-	
Selected in first round of NHL Amateur Draft (New Westminster, WCHL), June 1975. Released as a free agent, July 1983.													
Leach, Jamie	89-93	RW-20	60	7	7	14	10	-	-	-	-	-	
Selected in third round of NHL Entry Draft (Hamilton, OHL), June 1987. Claimed on waivers by Hartford Whalers, November 1992.													
LeCaine, Bill	68-69	RW-17	4	0	0	0	0	-	-	-	-	-	
Signed as a free agent, August 1967. Released as a free agent, June 1969.													
Lecuyer, Doug	82-83	LW-23	12	1	4	5	12	-	-	-	-	-	
Claimed from Winnipeg Jets in NHL Waiver Draft, October 1982. Released as a free agent, November 1982.													

PENGUINS ALL-TIME ROSTER

(Players with * are currently in the Penguins organization.)

	Years	REGULAR SEASON						PLAYOFFS					
		Pos-No	GP	G	A	TP	PIM	GP	G	A	TP	PIM	
Lee, Peter	77-83	RW-10	431	114	131	245	257	19	0	3	8	4	
Acquired with Peter Mahovlich from Montreal Canadiens for Pierre Larouche and a player to be named later (Peter Marsh—December 1977), November 1977. Released, June 1983.													
Lehto, Petter	84-85	D-8	6	0	0	0	4	-	-	-	-	-	
Signed from Turku of the Finnish League, July 1984. Released as a free agent, June 1985.													
Leiter, Bob	71-72	C-23	78	14	17	31	18	4	3	0	3	0	
Purchased from Hershey Bears (AHL), May 1971. Selected by Atlanta Flames in NHL Expansion Draft, June 1972.													
Lemieux, Alain	86-87	C-11	1	0	0	0	0	-	-	-	-	-	
Signed as a free agent, December 1986. Released as a free agent, July 1987.													
Lemieux, Mario *	84-95	C-66	599	494	717	1,211	618	66	56	66	122	46	
Selected in first round of NHL Entry Draft (Laval, QMJHL), June 1984.													
Leroux, Francois *	94-95	D-18	40	0	2	2	114	12	0	2	2	14	
Claimed from Ottawa Senators in NHL Waiver Draft, January 1995.													
Libett, Nick	79-81	LW-14	121	20	18	38	18	5	1	1	2	0	
Acquired from Detroit Red Wings for Peter Mahovlich, August 1979. Released as a free agent, August 1981.													
Lindstrom, Willy	85-87	RW-19	131	24	30	54	36	-	-	-	-	-	
Selected from Edmonton Oilers in NHL Waiver Draft, October 1985. Released as a free agent, July 1987.													
Loney, Troy	83-93	LW-11/24	532	69	100	169	982	66	8	14	22	97	
Selected in third round of NHL Entry Draft (Lethbridge, WHL), June 1982. Selected by Mighty Ducks of Anaheim in NHL Expansion Draft, June 1993.													
Lonsberry, Ross	78-81	LW-18	236	56	73	129	150	17	2	3	5	13	
Acquired with Tom Bladon and Orest Kindrachuk from Philadelphia Flyers for a first round choice in 1978 NHL Amateur Draft, June 1978. Released as a free agent, June 1981.													
Lowe, Darren	83-84	RW-35	8	1	2	3	0	-	-	-	-	-	
Signed as a free agent, February 1984. Released as a free agent, October 1984.													
Lukowich, Bernie	73-74	RW-11	53	9	10	19	32	-	-	-	-	-	
Selected in second round of NHL Amateur Draft (New Westminster, WCHL), June 1972. Traded to St. Louis Blues for Bob Stump, January 1975.													
Lundberg, Brian	82-83	D-2	1	0	0	0	2	-	-	-	-	-	
Selected in ninth round of NHL Entry Draft (Univ. of Michigan, WCHA), June 1980. Released as a free agent, December 1984.													
Lupien, Gilles	80-81	D-2	31	0	1	1	34	-	-	-	-	-	
Acquired from Montreal Canadiens for a third round choice in 1983 NHL Entry Draft, September 1980. Traded to Hartford Whalers for a sixth round choice in 1981 NHL Entry Draft, February 1981.													
Lynch, Jack	72-74	D-3	64	1	25	26	61	-	-	-	-	-	
Selected in second round of NHL Amateur Draft (Oshawa, OHA), June 1972. Traded with Jim Rutherford to Detroit Red Wings for Ron Stackhouse, January 1974.													
Lyon, Steve	76-77	D-5	3	0	0	0	2	-	-	-	-	-	
Signed to a tryout contract, November 1976. Released as a free agent, June 1977.													
-M-													
MacDonald, Lowell	70-71/72-78	LW-14/18	328	140	166	306	60	15	6	4	10	8	
Selected from Los Angeles Kings in Intra-League Draft, June 1970. Released as a free agent, February 1978.													
Maciver, Norm	94-95	D-22	13	0	9	9	6	12	1	4	5	8	
Acquired with Troy Murray from Ottawa Senators for Martin Straka, April 1995.													
MacLish, Rick	81-83	LW-7/19	46	13	17	30	30	5	1	1	2	0	
Acquired from Hartford Whalers for Russ Anderson and an eighth round choice in 1983 NHL Entry Draft, December 1981. Signed by Philadelphia Flyers as a free agent, October 1983.													
MacNeil, Al	67-68	D-3	74	2	10	12	58	-	-	-	-	-	
Selected from New York Rangers in NHL Expansion Draft, June 1967. Traded to Montreal Canadiens for Wally Boyer, June 1968.													
Mahovlich, Pete	77-79	C-20/26	117	39	75	114	76	2	0	1	1	0	
Acquired with Peter Lee from Montreal Canadiens for Pierre Larouche and a player to be named later (Peter Marsh—December 1977), November 1977. Traded to Detroit Red Wings for Nick Libett, August 1979.													
Malone, Greg	76-83	C-12	495	143	221	364	496	18	3	5	8	32	
Selected in second round of NHL Amateur Draft (Oshawa, OHA), June 1976. Traded to Hartford Whalers for a third round choice in 1985 NHL Entry Draft, September 1983.													
Mann, Jimmy	87-88	RW-18	9	0	0	0	53	-	-	-	-	-	
Signed as a free agent, June 1987. Released as a free agent, July 1988.													
Mantha, Moe	84-88	D-20	232	37	131	168	223	-	-	-	-	-	
Acquired with a first round choice in 1984 NHL Entry Draft from Winnipeg Jets to complete a deal in which Randy Carlyle was sent to Winnipeg, March 1984. Traded with Craig Simpson, Dave Hannan and Chris Joseph to Edmonton Oilers for Paul Coffey, Dave Hunter and Wayne Van Dorp, November 1987.													
Marshall, Paul	79-81	LW-20	59	12	12	24	13	1	0	0	0	0	
Selected in second round of NHL Entry Draft (Brantford, OHA), August 1979. Traded with Kim Davis to Toronto Maple Leafs for Dave Burrows and Paul Gardner, November 1980.													
Mathiasen, Dwight	85-88	RW-11/22/24/34	33	1	7	8	18	-	-	-	-	-	
Signed as a free agent, March 1986. Released as a free agent, July 1988.													
Mattussi, Dick	67-69	LW-5	44	0	4	4	32	-	-	-	-	-	
Purchased from Cleveland Barons (AHL), September 1966. Traded with Earl Ingarfield and Gene Ubriaco to Oakland Seals for Bryan Watson, George Swarbrick and Tracy Pratt, January 1969.													
Maxwell, Bryan	83-85	D-5	89	3	20	23	141	-	-	-	-	-	
Claimed from Winnipeg Jets on waivers, October 1983. Released as a free agent, July 1985.													
Mayer, Pat	87-88	D-32	1	0	0	0	4	-	-	-	-	-	
Signed as a free agent, July 1987. Traded to Los Angeles Kings for Tim Tookey, March 1989.													
McAdam, Gary	78-81	LW-16	140	27	40	67	95	12	3	3	6	9	
Acquired from Buffalo Sabres for Dave Schultz, February 1979. Traded to Detroit Red Wings for Errol Thompson, January 1981.													
McBain, Andrew	89-90	RW-9	41	5	9	14	51	-	-	-	-	-	
Acquired with Jim Kyte and Randy Gilhen from Winnipeg Jets for Randy Cunneynorth, Rich Tabaracci and Dave McLlwain, June 1989. Traded with Dave Capuano and Dan Quinn to Vancouver Canucks for Rod Buskas, Barry Pederson and Tony Tanti, January 1990.													
McCallum, Dunc	67-71	D-6/26	185	14	35	49	228	10	1	2	3	12	
Acquired with Paul Andrea and George Konik from New York Rangers for Larry Jeffery, June 1967. Claimed by Providence Reds (AHL) in Reverse Draft, June 1969. Purchased from Providence, January 1970. Released, March 1970.													

PENGUINS ALL-TIME ROSTER

(Players with * are currently in the Penguins organization.)

	Years	Pos.-No	REGULAR SEASON				PLAYOFFS						
			GP	G	A	TP	PIM	GP	G	A	TP	PIM	
McCarthy, Kevin	83-85	D-24/25	95	13	26	39	82	-	-	-	-	-	-
Acquired from Vancouver Canucks for a third round choice in 1984 NHL Entry Draft, January 1984. Signed by Philadelphia Flyers as a free agent, July 1985.													
McClelland, Kevin	81-84	C-18	72	8	12	20	139	5	1	1	2	5	
Acquired with Pat Boutette from Hartford Whalers as compensation for Hartford's signing of free agent Greg Millen, June 1981. Traded with a sixth round choice in 1984 NHL Entry Draft to Edmonton Oilers for Tom Rostgen, December 1983.													
McCreary, Keith	67-72	LW-10/21	292	82	59	141	199	11	0	4	4	6	
Selected from Montreal Canadiens in NHL Expansion Draft, June 1967. Selected by Atlanta Flames in NHL Expansion Draft, June 1972.													
McDonald, Ab	67-68	LW-20	74	22	21	43	38	-	-	-	-	-	
Selected from Detroit Red Wings in NHL Expansion Draft, June 1967. Traded to St. Louis Blues in a three-way deal with Philadelphia Flyers, June 1968.													
McDonnell, Joe	84-86	D-2	43	2	9	11	22	-	-	-	-	-	
Signed as a free agent, December 1984. Released as a free agent, July 1987.													
McDonough, Al	71-74	RW-9	152	56	74	130	46	4	0	1	1	0	
Acquired from Los Angeles Kings for Bob Woytowich, January 1972. Traded to Atlanta Flames for Chuck Arnason and Bob Paradise, January 1974.													
McEachern, Shawn	91-93/94-95	C/LW-15	170	53	59	112	78	48	6	11	17	24	
Selected in sixth round of NHL Entry Draft (Cambridge, Mass., Malton H.S.), June 1987. Traded to Los Angeles for Marty McSorley on August 27, 1993. Acquired with Tomas Sandstrom from Los Angeles for Marty McSorley and Jim Paek, February 15, 1994. Traded to Boston with Kevin Stevens for Bryan Smolinski, Glen Murray and a third round choice in 1996 NHL Entry Draft on August 2, 1995.													
McGeough, Jim	84-87	RW-16/22	42	4	10	14	20	-	-	-	-	-	
Acquired from Washington Capitals for Mark Taylor, March 1985. Released as a free agent, July 1987.													
McKenzie, Brian	71-72	LW-15	6	1	1	2	4	-	-	-	-	-	
Selected in second round of NHL Amateur Draft (St. Catharines, OHA), June 1971. Sold to Atlanta Flames, October 1972.													
McKenzie, Jim	94-95	LW-33	50	2	1	3	79	8	0	0	1	4	
Acquired from Dallas for Mike Needham, March 21, 1994. Released as a free agent, July 1995.													
McLlwin, Dave	87-89	C-19	90	12	10	22	44	3	0	0	1	0	
Selected in ninth round of NHL Entry Draft (North Bay, OHL), June 1986. Traded with Randy Carlyle and Rich Tabaracci to Winnipeg Jets for Jim Kyte, Andrew McBain and Randy Gilhen, June 1989.													
McMahon, Mike	69-70	D-26	12	1	3	4	19	-	-	-	-	-	
Acquired from Detroit Red Wings for Billy Dea, October 1969. Selected by Buffalo Sabres in NHL Expansion Draft, June 1970.													
McManama, Bob	73-76	D-15	99	11	25	36	28	8	0	1	1	6	
Signed as a free agent, August 1973. Released as a free agent, June 1978.													
McSorley, Marty	83-95/93-94	RW/D-4-33	134	5	25	30	378	-	-	-	-	-	
Signed as a free agent, July 1982. Traded with Tim Hrynewich to Edmonton Oilers for Gilles Meloche, September 1985. Acquired from Los Angeles for Shawn McEachern, August 1993. Traded to Los Angeles with Jim Paek for Shawn McEachern and Tomas Sandstrom, February 1994.													
Meeker, Mike	78-79	RW-8/16	4	0	0	0	5	-	-	-	-	-	
Selected in second round of NHL Amateur Draft (Peterborough, OHL), June 1978. Released as a free agent, November 1982.													
Meighan, Ron	82-83	D-5	41	2	6	8	16	-	-	-	-	-	
Acquired with Anders Hakansson from Minnesota North Stars for George Ferguson and a first round choice in 1983 NHL Entry Draft, October 1982. Released as a free agent, March 1985.													
Meloche, Gilles	85-88	G-27	104	0	2	22	-	-	-	-	-	-	
Acquired from Edmonton Oilers for Tim Hrynewich and Marty McSorley, September 1985. Released as a free agent, July 1985.													
Michayluk, Dave	91-92	LW-34	-	-	-	-	-	7	1	1	2	0	
Signed as a free agent, May 1989. Released as a free agent, June 1992.													
Millen, Greg	78-81	G-29	135	0	5	5	20	10	0	0	0	0	
Selected in fifth round of NHL Amateur Draft (Peterborough, OHL), June 1977. Signed by Hartford Whalers as a free agent, June 1981. As compensation, Pittsburgh received Pat Boutette and the NHL rights to Kevin McClelland.													
Mokosak, Carl	86-87	LW-31	3	0	0	0	4	-	-	-	-	-	
Signed as a free agent, July 1986. Released as a free agent, July 1988.													
Monahan, Hartland	77-78	RW-8	7	2	0	2	2	-	-	-	-	-	
Acquired from Washington Capitals for a first round choice in 1979 NHL Entry Draft (later transferred to Minnesota North Stars), October 1977. Traded with Syl Apps to Los Angeles Kings for Dave Schultz, Gene Carr and a fourth round choice in 1978 NHL Amateur Draft, November 1977.													
Morrison, Jim	69-71	D-27	132	5	25	30	72	8	0	3	3	10	
Purchased from Baltimore Clippers (AHL), October 1969. Signed by Baltimore as a free agent, October 1971.													
Morrison, Lew	74-78	RW-16	214	13	13	26	12	13	0	0	0	0	
Acquired from Washington Capitals for Ron Lalonde, December 1974. Loaned to Birmingham Dusters (AHL), November 1977.													
Mullen, Joe	90-95	RW-7	325	146	157	303	97	61	15	17	32	24	
Acquired from Calgary Flames for a second round choice in 1990 NHL Entry Draft, June 1990. Released as a free agent, July 1995.													
Mulvenna, Glenn	91-92	C-45	1	0	0	0	2	-	-	-	-	-	
Signed as a free agent, December 1987. Released as a free agent, June 1992.													
Mulvey, Paul	81-82	LW-26	27	1	7	8	76	-	-	-	-	-	
Acquired from Washington Capitals as compensation for Washington's signing Orest Kindrachuk, September 1981. Claimed by Los Angeles Kings on waivers, December 1981.													
Murphy, Larry	90-95	D-4/5	336	78	223	301	215	74	15	57	72	73	
Acquired with Peter Taglianetti from Minnesota North Stars for Jim Johnson and Chris Dahlquist, December 1990. Traded to Toronto Maple Leafs for Dmitri Mironov and a second round pick in 1996 Entry Draft, July 1995.													
Murray, Troy	94-95	C-12	13	0	2	2	23	12	2	1	3	12	
Acquired with Norm Maciver from Ottawa Senators for Martin Straka, April 1995. Released as a free agent, July 1995.													
-N-													
Naslund, Markus *	93-95	RW-29	85	6	9	15	29	-	-	-	-	-	
Selected in first round of NHL Entry Draft (MoDo, Sweden), June 1991.													
Neaton, Pat	93-95	D-36	9	1	1	2	12	-	-	-	-	-	
Selected in seventh round of NHL Entry Draft (U. Michigan, CCHA), June 1990. Released as a free agent, July 1995.													

PENGUINS ALL-TIME ROSTER

(Players with * are currently in the Penguins organization.)

	Years	Pos.-No	REGULAR SEASON					PLAYOFFS				
			GP	G	A	TP	PIM	GP	G	A	TP	PIM
Needham, Mike	92-94	RW-45/39	81	9	5	14	16	14	2	0	2	4
Selected in sixth round of NHL Entry Draft (Kamloops, WHL), June 1989. Traded to Dallas for Jim McKenzie, March 21, 1994.												
Nelson, Todd	91-92	D-44	1	0	0	0	0	-	-	-	-	-
Selected in fourth round of the NHL Entry Draft (Prince Albert, WHL), June 1989. Signed by Washington as a free agent, July 1993.												
Newton, Cam	70-71/72-73	G-1/30	16	0	1	1	6	-	-	-	-	-
Selected in eighth round of NHL Amateur Draft (Kitchener, OHA), June 1970. Signed by Chicago Cougars (WHA), May 1973.												
Nolan, Ted	85-86	LW-25/34	18	1	1	2	34	-	-	-	-	-
Purchased from Buffalo Sabres, September 1985. Released as a free agent, July 1986.												
Nolet, Simon	75-76	RW-9	39	9	8	17	2	3	0	0	0	0
Acquired with Ed Gilbert and a first round choice in 1976 NHL Amateur Draft from Kansas City Scouts for Steve Durban, Chuck Arnsen and a first round choice in 1976 NHL Amateur Draft, January 1975. Traded with Michel Plasse as compensation for Pittsburgh's signing of Denis Herron as a free agent, August 1976.												
Noris, Joe	71-72	D-27	35	2	5	7	36	-	-	-	-	-
Selected in third round of NHL Amateur Draft (Toronto Marlboros, OHA), June 1971. Traded to St. Louis Blues for Jim Shires, January 1973.												
Nowak, Hank	73-74	G-27	13	0	0	0	11	-	-	-	-	-
Purchased from Hershey Bears (AHL), May 1973. Traded with a third round choice in 1974 NHL Amateur Draft to Detroit Red Wings for Nelson DeBenedet, May 1974.												
	-O-											
O'Regan, Tom	83-86	C-8/12	61	5	12	17	10	-	-	-	-	-
Signed as a free agent, September 1983. Released as a free agent, July 1986.												
Owchar, Dennis	74-78	D-25	168	18	49	67	146	8	0	1	1	6
Selected in fourth round of NHL Amateur Draft (Toronto Marlboros, OHA), May 1973. Traded to Colorado Rockies for Tom Edur, December 1977.												
	-P-											
Paek, Jim	90-94	D-2/3	170	4	26	30	108	27	1	4	5	8
Selected in ninth round of NHL Entry Draft (Oshawa, OHL), June 1985. Traded to Los Angeles with Marty McSorley for Shawn McEachern and Tomas Sandstrom, February 15, 1994.												
Paiement, Wilf	87-88	RW-9	23	2	6	8	39	-	-	-	-	-
Signed as a free agent, July 1987. Released as a free agent, June 1988.												
Paradise, Bob	73-76/77-79	D-2/24	203	7	33	40	209	7	0	1	1	17
Acquired with Chuck Arnsen from Atlanta Flames for Al McDonough, January 1974. Traded to Washington Capitals for a second round choice in 1976 NHL Amateur Draft, November 1975. Acquired from Washington Capitals for negotiating rights to Don Awrey, October 1977. Released as a free agent, June 1979.												
Park, Richard *	94-95	C-26	1	0	1	1	2	3	0	0	0	2
Selected in second round of NHL Entry Draft (Belleville, OHL), June 1994.												
Patterson, Ed *	93-95	RW-44	27	3	1	4	10	-	-	-	-	-
Selected in seventh round of NHL Entry Draft (Kamloops, WHL), June 1991.												
Pearson, Mel	67-68	C/LW-23	2	0	1	1	0	-	-	-	-	-
Selected from Chicago Blackhawks in NHL Expansion Draft, June 1967. Sold to Portland Buckaroos (WHL), July 1968.												
Pederson, Barry	89-91	C-10	84	10	26	36	50	-	-	-	-	-
Acquired with Rod Buskas and Tony Tanti from Vancouver Canucks for Dave Capuano, Andrew McBain and Dan Quinn, January 1990. Released as a free agent, June 1991.												
Pietrangelo, Frank	87-92	G-40	87	0	3	3	30	5	0	1	1	2
Selected in fourth round of NHL Entry Draft (Univ. of Minnesota, WCHA), June 1984. Traded to Hartford Whalers for future considerations, March 1992.												
Plasse, Michel	74-76	G-31	76	0	3	3	24	3	0	0	0	0
Acquired from Kansas City Scouts for Jean Guy Lagace and Denis Herron, January 1975. Traded with Simon Nolet to Colorado Rockies as compensation for Pittsburgh's signing of Denis Herron, August 1976.												
Polis, Greg	70-74	LW-22	256	88	70	158	146	4	0	2	2	0
Selected in first round of NHL Amateur Draft (Estevan, WCHL), June 1970. Traded with Bryan Watson and a second round choice in 1974 NHL Amateur Draft to St. Louis Blues for Bob Kelly, Ab DeMarco and Steve Durban, January 1974.												
Pratt, Kelly	74-75	RW-12	22	0	6	6	15	-	-	-	-	-
Signed as a free agent, July 1974. Sold to Hershey Bears (AHL), August 1975.												
Pratt, Tracy	68-70	D-6/11	83	5	12	17	158	10	0	1	1	51
Acquired with George Swarbrick and Bryan Watson from Oakland Seals for Earl Ingarfield, Dick Mattiussi and Gene Ubriaco, January 1969. Selected by Buffalo Sabres in NHL Expansion Draft, June 1970.												
Prentice, Dean	69-71	LW-20	144	47	42	89	32	12	2	5	7	8
Selected from Detroit Red Wings in Intra-League Draft, June 1969. Sold to Minnesota North Stars, October 1971.												
Price, Noel	67-69	D-4	143	8	45	53	109	-	-	-	-	-
Selected from Montreal Canadiens in NHL Expansion Draft, June 1967. Claimed by Springfield Kings (AHL), in Reverse Draft, June 1969.												
Price, Pat	80-83	D-2	128	8	52	60	459	10	1	1	2	49
Acquired from Edmonton Oilers for Pat Hughes, March 1981. Signed as a free agent by Quebec Nordiques, December 1982.												
Price, Tom	76-79	D-6/25/28	19	0	2	2	8	-	-	-	-	-
Signed as a free agent, February 1977. Released as a free agent, June 1980.												
Priestlay, Ken	90-92	C-18	52	2	9	11	4	-	-	-	-	-
Acquired from Buffalo Sabres for Tony Tanti, March 1991. Released as a free agent, July 1993.												
Pronovost, Jean	68-78	RW-19	753	316	287	603	306	29	9	9	18	12
Purchased with John Arbour from Boston Bruins, May 1968. Traded to Atlanta Flames with Atlanta sending Dick Redmond to Boston and Boston sending Gregg Sheppard to Pittsburgh, September 1978.												
	-Q-											
Quinn, Dan	86-90	C-10/14	254	111	162	273	214	11	6	3	9	10
Acquired from Calgary Flames for Mike Bullard, November 1986. Traded with Andrew McBain and Dave Capuano to Vancouver Canucks for Tony Tanti, Barry Pederson and Rod Buskas, January 1990.												
	-R-											
Ramsey, Mike	92-94	D-6	77	3	4	7	30	13	0	6	6	4
Acquired from Buffalo Sabres for Bob Errey, March 1993. Released as a free agent, June 1994.												

PENGUINS ALL-TIME ROSTER

(Players with * are currently in the Penguins organization.)

	Years	Pos.-No	REGULAR SEASON					PLAYOFFS					
			GP	G	A	TP	PIM	GP	G	A	TP	PIM	
Recchi, Mark	88-92	RW-8/18	225	104	148	252	170	24	10	24	34	33	
Selected in fourth round of NHL Entry Draft (Kamloops, WHL), June 1988. Traded with Brian Benning and Los Angeles Kings' first round choice in 1992 NHL Entry Draft to Philadelphia Flyers for Rick Tocchet, Kjell Samuelsson, Ken Wregget and a conditional draft choice, February 1992.													
Redquest, Greg	77-78	G-25	1	0	0	0	0	-	-	-	-	-	
Selected in fourth round of NHL Amateur Draft (Kingston, OHL), June 1976. Released as a free agent, June 1979.													
Ricci, Nick	79-83	G-31	19	0	0	0	2	-	-	-	-	-	
Selected in fourth round of NHL Entry Draft (Niagara Falls, OHL), August 1979. Traded with Pat Graham to Toronto Maple Leafs for Rocky Saganjuk and Vincent Tremblay, August 1983.													
Riggin, Pat	86-88	G-1	39	0	1	1	14	-	-	-	-	-	
Acquired from Boston Bruins for Roberto Romano, February 1987. Released as a free agent, July 1988.													
Rissing, Gary	80-85	RW-10/15/20/23	185	20	26	46	832	5	0	1	1	4	
Acquired from Washington Capitals for a fifth round choice in 1981 NHL Entry Draft, January 1981. Released as a free agent, June 1987.													
Rivard, Bob	67-68	LW-19	27	5	12	17	4	-	-	-	-	-	
Selected from Montreal Canadiens in NHL Expansion Draft, June 1967. Sent to Baltimore Clippers (AHL) to complete an earlier deal in which Pittsburgh purchased Jim Morrison from Baltimore, November 1969.													
Robert, Rene	71-72	C-14	49	7	11	18	42	-	-	-	-	-	
Claimed from Toronto Maple Leafs in Intra-League Draft, June 1971. Traded to Buffalo Sabres for Eddie Shack, March 1972.													
Roberts, Gord	90-92	D-14/28	134	5	34	39	89	43	1	4	5	95	
Acquired from St. Louis Blues for future considerations, October 1990. Signed by Boston Bruins as a free agent, June 1992.													
Robitaille, Luc	94-95	LW-20	46	23	19	42	37	12	7	4	11	26	
Acquired from Los Angeles Kings for Rick Tocchet and a second round draft choice in 1995 Entry Draft, July 1994. Traded to NY Rangers with Ulf Samuelsson for Sergei Zubov and Petr Nedved, August 31, 1995.													
Romano, Roberto	82-87/93-94	G-30/35	125	0	1	1	6	-	-	-	-	-	
Signed as a free agent, December 1982. Traded to Boston Bruins for Pat Riggin, February 1987. Signed as a free agent, on October 7, 1993. Released as a free agent, June 1994.													
Roulston, Tom	83-84/85-86	RW-12/18	58	11	17	28	10	-	-	-	-	-	
Acquired from Edmonton Oilers for Kevin McClelland and a sixth round choice in 1984 NHL Entry Draft, December 1983. Released as a free agent, July 1986.													
Rowe, Mike	84-87	D-5/33	11	0	0	0	11	-	-	-	-	-	
Selected in third round of NHL Entry Draft (Toronto Marlboros, OHL), June 1983. Released as a free agent, July 1988.													
Rupp, Duane	68-73	D-2	265	21	83	104	170	10	2	2	4	8	
Acquired from Minnesota North Stars for Leo Boivin, January, 1969. Released as a free agent, June 1974.													
Ruskowski, Terry	85-87	LW-8	143	40	74	114	309	-	-	-	-	-	
Signed as a free agent, October 1985. Signed by Minnesota North Stars as a free agent, July 1987.													
Rutherford, Jim	71-74	G-1/29	115	0	1	1	18	4	0	0	0	0	
Selected from Detroit Red Wings in Intra-League Draft, June 1971. Traded with Jack Lynch to Detroit for Ron Stackhouse, January 1974.													
Saganjuk, Rocky	83-84	RW-11/33	29	1	3	4	37	-	-	-	-	-	
Acquired with Vincent Tremblay from Toronto Maple Leafs for Pat Graham and Nick Ricci, August 1983. Removed from the reserve list, July 1984.													
Samuelsson, Kjell	91-95	D-23/28	183	10	22	32	312	44	0	7	7	66	
Acquired with Rick Tocchet, Ken Wregget and a conditional draft choice from Philadelphia Flyers for Mark Recchi, Brian Benning and Los Angeles Kings' first round choice in 1992 NHL Entry Draft, February 1992. Signed by Philadelphia Flyers as a free agent, July 1995.													
Samuelsson, Ulf	90-95	D-5	277	11	83	94	804	66	4	12	16	123	
Acquired with Ron Francis and Grant Jennings from Hartford Whalers for John Cullen, Zarley Zalapski and Jeff Parker March 1991. Traded to NY Rangers with Luc Robitaille for Sergei Zubov and Petr Nedved, August 31, 1995.													
Sanderson, Derek	77-78	C-16	13	3	1	4	0	-	-	-	-	-	
Signed as a free agent, March 1978. Retired, June 1978.													
Sandstrom, Tomas	93-95	RW-17	74	27	34	61	66	18	3	3	6	20	
Acquired with Shawn McEachern from Los Angeles for Marty McSorley and Jim Paek, February 15, 1994.													
Sasser, Grant	83-84	C-19	3	0	0	0	0	-	-	-	-	-	
Selected in fifth round of NHL Entry Draft (Portland, WHL), June 1982. Released as a free agent, July 1986.													
Sather, Glen	69-71	LW-16	122	20	17	37	210	10	0	2	2	17	
Selected from Boston Bruins in Intra-League Draft, June 1969. Traded to New York Rangers for Syl Apps and Sheldon Kannegiesser, January 1971.													
Schinkel, Ken	67-73	RW-12	371	93	143	236	86	13	6	1	7	4	
Selected from New York Rangers in NHL Expansion Draft, June 1967. Named Penguins' head coach, January 1973.													
Schmidt, Norm	83-84/85-88	D-3/25	125	23	33	56	73	-	-	-	-	-	
Selected in fourth round of NHL Entry Draft (Oshawa, OHL), June 1981. Released as a free agent, July 1988.													
Schock, Ron	69-77	C-17	619	124	280	404	201	29	2	12	14	23	
Acquired with Craig Cameron from St. Louis Blues for Lou Angotti and a first round choice in 1971 Amateur Draft, June 1969. Traded to Buffalo Sabres for Brian Spencer, September 1977.													
Schofield, Dwight	85-87	D-4	25	1	6	7	59	-	-	-	-	-	
Purchased from Washington Capitals, October 1986. Released as a free agent, July 1987.													
Schutz, Dave	77-79	LW-8	113	13	34	47	535	-	-	-	-	-	
Acquired with Gene Carr and a fourth round choice in 1978 NHL Amateur Draft from Los Angeles Kings for Syl Apps and Hartland Monahan, November 1977. Traded to Buffalo Sabres for Gary McAdam, February 1979.													
Schutt, Rod	78-84	LW-23/27	278	76	92	168	177	22	8	6	14	26	
Acquired from Montreal Canadiens for a first round choice in 1981 Entry Draft, October 1978. Signed by Toronto Maple Leafs as a free agent, October 1985.													
Shack, Eddie	71-73	LW-23/24	87	30	29	59	96	4	0	1	1	15	
Acquired from Buffalo Sabres for Rene Robert, March 1972. Purchased by Toronto Maple Leafs, July 1973.													
Shedden, Doug	81-86	RW-14	332	123	159	282	148	-	-	-	-	-	
Selected in fifth round of NHL Entry Draft (Sault Ste. Marie, OHL), June 1980. Traded to Detroit Red Wings for Ron Sanguay, March 1986.													
Sheppard, Gregg	78-82	C-19	241	50	73	123	113	17	4	7	11	2	
Acquired from Boston Bruins with Boston receiving Dick Redmond from Atlanta Flames and Pittsburgh sending Jean Pronovost to Atlanta, September 1978. Released as a free agent, June 1982.													

PENGUINS ALL-TIME ROSTER

(Players with * are currently in the Penguins organization.)

	Years	Pos.-No	REGULAR SEASON					PLAYOFFS					
			GP	G	A	TP	PIM	GP	G	A	TP	PIM	
Shires, Jim	72-73	LW-27	18	1	2	3	2	-	-	-	-	-	-
Acquired from St. Louis Blues for Joe Noris, January 1973. Released as a free agent, June 1974.													
Simmer, Charlie	87-88	RW-13/16	50	11	17	28	24	-	-	-	-	-	-
Selected from Boston Bruins in NHL Waiver Draft, October 1987. Released as a free agent, July 1988.													
Simpson, Bob	81-83	LW-28/33	30	10	9	19	4	2	0	0	0	0	0
Signed as a free agent, October 1981. Released as a free agent, July 1984.													
Simpson, Craig	85-88	RW-18	169	50	55	105	140	-	-	-	-	-	-
Selected in first round of NHL Entry Draft (Michigan St., CCHA), June 1985. Traded with Moe Mantha, Dave Hannan and Chris Joseph to Edmonton Oilers for Paul Coffey, Dave Hunter and Wayne Van Dorp, November 1987.													
Siren, Ville	85-89	D-5	187	10	45	55	144	-	-	-	-	-	-
Acquired from Hartford Whalers for Pat Boutette, November 1984. Traded with Steve Gotaas to Minnesota North Stars for Scott Bjugstad and Gord Dineen, December 1988.													
Smith, Al	69-71	G-29	93	0	0	0	61	3	0	0	0	0	0
Purchased from Toronto Maple Leafs, June 1969. Selected by Detroit Red Wings in Intra-League Draft, June 1971.													
Smith, Doug	89-90	C-15	10	1	1	2	25	-	-	-	-	-	-
Acquired from Vancouver Canucks for cash, February 1990. Released as a free agent, June 1990.													
Snell, Ron	68-70	RW-14/16	7	3	2	5	6	-	-	-	-	-	-
Selected in second round of NHL Amateur Draft (Regina, WCJHL), June 1968. Sold to Hershey Bears (AHL), June 1973.													
Snell, Ted	73-74	RW-10	55	4	12	16	8	-	-	-	-	-	-
Signed as a free agent, October 1973. Selected by Kansas City Scouts in NHL Expansion Draft, June 1974.													
Speer, Billy	87-89	D-17	102	4	17	21	71	-	-	-	-	-	-
Purchased from Cleveland Barons (AHL), September 1966. Selected by Boston Bruins in Intra-League Draft, June 1969.													
Spencer, Brian	77-79	LW-22	86	9	11	20	81	-	-	-	-	-	-
Acquired from Buffalo Sabres for Ron Schock, September 1977. Loaned to Binghamton Dusters (AHL), October 1978.													
Stackhouse, Ron	73-82	D-3	621	66	277	343	547	32	5	8	13	38	-
Acquired from Detroit Red Wings for Jim Rutherford and Jack Lynch, January 1974. Retired, November 1982.													
Stanton, Paul	90-93	D-22/23	206	11	38	49	199	44	2	10	12	66	-
Selected in eighth round of NHL Entry Draft (Boston, Mass., Catholic Memorial H.S.), June 1985. Traded to Boston for the Bruins third round pick in the 1994 NHL Entry Draft, October 8, 1993.													
Stapleton, Mike	92-94	C-26	136	11	13	24	28	4	0	0	0	0	0
Signed as a free agent, September 1992. Claimed on waivers by Edmonton, February 19, 1994.													
Stevens, Kevin	87-95	LW-25	458	251	276	527	966	86	43	57	100	150	-
Acquired NHL rights from Los Angeles Kings for Anders Hakansson, September 1983. Traded to Boston with Shawn McEachern for Bryan Smolinski, Glen Murray and a third round draft choice in the 1996 NHL Entry Draft, August 2, 1995.													
Stewart, Bob	79-80	D-8	65	3	7	10	52	5	1	1	2	2	-
Acquired from St. Louis Blues for Blair Chapman, November 1979. Released as a free agent, November 1982.													
Stewart, John	70-72	LW-20/23/25	40	4	9	13	32	-	-	-	-	-	-
Selected in second round of NHL Amateur Draft (Flin Flon, WCHL), June 1970. Selected by Atlanta Flames in NHL Expansion Draft, June 1972.													
St. Laurent, Andre	81-84	C-34	96	23	14	37	130	5	2	1	3	8	-
Selected from Los Angeles Kings on waivers, February 1982. Traded to Detroit Red Wings for future considerations, October 1983.													
Stoughton, Blaine	73-74	RW-12	34	5	6	11	8	-	-	-	-	-	-
Selected in first round of NHL Amateur Draft (Flin Flon, WCHL), May 1973. Traded with a first round choice in 1977 NHL Amateur Draft to Toronto Maple Leafs for Rick Kehoe, September 1974.													
Straka, Martin	92-95	C-82	157	37	59	96	69	17	3	1	4	4	-
Selected in first round of NHL Entry Draft (Skoda Plzen, Czech.), June 1992. Traded to Ottawa Senators for Norm Maciver and Troy Murray, April 1995.													
Stratton, Art	67-68	LW-7	58	16	21	37	16	-	-	-	-	-	-
Selected from Chicago Blackhawks in NHL Expansion Draft, June 1967. Purchased by Philadelphia Flyers to complete an earlier deal in which Pittsburgh received Wayne Hicks, March 1968.													
Stumpf, Bob	74-75	D-29	3	0	0	0	0	-	-	-	-	-	-
Acquired from St. Louis Blues for Bernie Lukowich, January 1975. Loaned to Hershey Bears (AHL), October 1975.													
Sutter, Rich	82-84	RW-9/23	9	0	0	0	0	-	-	-	-	-	-
Selected with Larry Murphy from Minnesota North Stars for Jim Johnson and Chris Dahlquist, December 1990. Selected by Tampa Bay Lightning in NHL Expansion Draft, June 1992. Acquired from Tampa Bay Lightning for third round choice in 1993 NHL Entry Draft, March 1993. Released as a free agent, July 1995.													
Swain, Gary	68-69	LW-24	9	1	1	2	0	-	-	-	-	-	-
Selected in first round of NHL Amateur Draft (Niagara Falls, OHA), June 1968. Released as a free agent, June 1971.													
Swarbrick, George	68-70	RW-10/15	31	1	7	8	36	-	-	-	-	-	-
Acquired with Bryan Watson and Tracy Pratt from Oakland Seals for Earl Ingarfield, Gene Ubricco and Dick Mattiussi, January 1969. Traded to Philadelphia Flyers for Terry Ball, June 1970.													
-T-													
Tabaracci, Rich	88-89	G-31	1	0	0	0	2	-	-	-	-	-	-
Selected in second round of NHL Entry Draft (Cornwall, OHL), June 1987. Traded with Randy Cunneynworth and Dave McLlwain to Winnipeg Jets for Jim Kyle, Andrew McBain and Randy Gilman, June 1989.													
Taglianti, Peter	92-94/92-95	D-23	167	7	28	35	338	39	1	7	8	83	-
Acquired with Larry Murphy from Minnesota North Stars for Jim Johnson and Chris Dahlquist, December 1990. Selected by Tampa Bay Lightning in NHL Expansion Draft, June 1992. Acquired from Tampa Bay Lightning for third round choice in 1993 NHL Entry Draft, March 1993. Released as a free agent, July 1995.													
Tallon, Dale	78-80	D-4/19	95	10	33	43	53	4	0	0	0	4	-
Acquired from Chicago Blackhawks for a second round choice in 1980 NHL Entry Draft, October 1978. Released as a free agent, June 1980.													
Tamer, Chris *	93-95	D-2	48	2	0	2	91	9	0	0	0	20	-
Selected in fourth round of NHL Entry Draft (U. of Michigan, CCHA), June 1990.													
Tanti, Tony	89-91	RW-9	83	20	30	50	66	-	-	-	-	-	-
Acquired with Rod Buskas and Barry Pederson from Vancouver Canucks for Dave Capuano, Andrew McBain and Dan Quinn, January 1990. Traded to Buffalo Sabres for Ken Priestlay, March 1991.													
Taylor, Bob	75-76	G-30	2	0	0	0	0	-	-	-	-	-	-
Acquired with Ed Van Impe from Philadelphia Flyers for Gary Inness, March 1976. Released as a free agent, June 1976.													

PENGUINS ALL-TIME ROSTER

(Players with * are currently in the Penguins organization.)

	Years	Pos.-No	REGULAR SEASON					PLAYOFFS					
			GP	G	A	TP	PIM	GP	G	A	TP	PIM	
Taylor, Mark	83-85	C-16	106	31	41	72	43	-	-	-	-	-	-
Acquired with Ron Flockhart, Andy Brickley and a first and a third round choice in 1984 NHL Entry Draft from Philadelphia Flyers for Rich Sutter and a second and a third round choice in 1984 NHL Entry Draft, October 1983. Traded to Washington Capitals for Jim McGeough, March 1985.													
Tebbutt, Greg	83-84	D-34	24	0	2	2	33	-	-	-	-	-	-
Signed as a free agent, July 1983. Released as a free agent, July 1985.													
Thompson, Errol	80-81	LW-6	34	6	8	14	12	-	-	-	-	-	-
Acquired from Detroit Red Wings for Gary McAdam, January 1981. Released as a free agent, November 1982.													
Thornbury, Tom	83-84	D-34	14	1	8	9	16	-	-	-	-	-	-
Selected in third round of NHL Entry Draft (Niagara Falls, OHL), June 1981. Traded to Quebec Nordiques for Brian Ford, December 1984.													
Tippett, Dave	92-93	LW/C-14	74	6	19	25	56	12	1	4	5	14	
Signed as a free agent, August 1992. Released as a free agent, June 1993.													
Tocchet, Rick	91-94	RW-92/22	150	76	103	179	435	32	15	22	37	68	
Acquired with Kjell Samuelsson, Ken Wreggett and a conditional draft choice from Philadelphia Flyers for Mark Recchi, Brian Benning and Los Angeles Kings' first round choice in 1992 NHL Entry Draft, February 1992. Traded to Los Angeles with Pittsburgh's second round draft choice in 1995 for Luc Robitaille, July 1994.													
Tookey, Tim	83-84	C-11	8	0	2	2	2	-	-	-	-	-	-
Signed as a free agent, September 1983. Signed by Philadelphia Flyers as a free agent, July 1985.													
Tremblay, Vincent	83-84	G-31	4	0	0	0	2	-	-	-	-	-	-
Acquired with Rocky Saggiuik from Toronto Maple Leafs for Nick Ricci and Pat Graham, August 1983. Released as a free agent, July 1984.													
Trottier, Bryan	90-92/93-94	C-19	156	24	48	72	114	46	7	7	14	57	
Signed as a free agent, July 1990. Released as a free agent, June 1992. Signed as a free agent, June 22, 1993. Retired, August 1994.													
Turnbull, Ian	82-83	D-7	7	0	0	0	4	-	-	-	-	-	-
Signed as a free agent, October 1982. Released as a free agent, July 1983.													
-U-													
Ubricco, Gene	67-69	LW/C-11	114	33	26	59	30	-	-	-	-	-	-
Acquired from Hershey Bears (AHL) for Gil Gilbert, October 1967. Traded with Earl Ingarfield and Dick Mattiussi to Oakland Seals for George Swarbrick, Bryan Watson and Tracy Pratt, January 1969.													
-V-													
Van Dorp, Wayne	87-88	LW-22	25	1	3	4	75	-	-	-	-	-	-
Acquired with Paul Coffey and Dave Hunter from Edmonton Oilers for Craig Simpson, Dave Hannan, Moe Mantha and Chris Joseph, November 1987. Traded to Buffalo Sabres for future considerations, September 1988.													
Van Impe, Ed	75-77	D-2	22	0	8	8	22	3	0	1	1	2	
Acquired with Bobby Taylor from Philadelphia Flyers for Gary Inness, March 1976. Released as a free agent, July 1977.													
-W-													
Watson, Bryan	68-74	D-5	303	8	57	65	871	14	0	0	0	38	
Acquired with George Swarbrick and Tracy Pratt from Oakland Seals for Earl Ingarfield, Gene Ubricco and Dick Mattiussi, January 1969. Traded with Greg Polis and a second round choice in 1974 NHL Amateur Draft to St. Louis Blues for Steve Durban, Ab DeMarco and Bob Kelly, January 1974.													
Weir, Wally	84-85	D-23	14	0	3	3	34	-	-	-	-	-	-
Claimed from Hartford Whalers on waivers, March 1985. Released as a free agent, July 1985.													
Wiley, Jim	72-74	C-8	26	0	4	4	2	-	-	-	-	-	-
Signed as a free agent, June 1972. Selected by Vancouver Canucks in Intra-League Draft, June 1974.													
Wilkins, Barry	74-76	D-5	133	5	56	61	203	6	0	1	1	4	
Acquired by Vancouver Canucks for Ab DeMarco, November 1974. Signed by Edmonton Oilers (WHA), September 1976.													
Wilson, Dunc	76-78	G-29	66	0	2	2	21	-	-	-	-	-	-
Acquired from New York Rangers for a fourth round choice in 1978 NHL Amateur Draft, October 1976. Purchased by Vancouver Canucks, November 1978.													
Wilson, Mitch	86-87	C-33	17	2	1	3	83	-	-	-	-	-	-
Signed as a free agent, July 1986. Released as a free agent, January 1991.													
Wolf, Bennett	80-83	D-3/6/16	30	0	1	1	133	-	-	-	-	-	-
Selected in third round of NHL Entry Draft (Kitchener, OHL), August 1979. Released as a free agent, July 1985.													
Woytowich, Bob	68-72	D-3/20	248	22	71	93	151	10	1	2	3	2	
Acquired from Minnesota North Stars for a first round choice in 1972 Amateur Draft, October 1968. Traded to Los Angeles Kings for Al McDonough, January 1972.													
Wregget, Ken	91-95	G-31	114	0	2	2	30	12	0	0	0	7	
Acquired with Rick Tocchet, Kjell Samuelsson and a conditional draft choice from Philadelphia Flyers for Mark Recchi, Brian Benning and Los Angeles Kings' first round choice in 1992 Entry Draft, February 1992.													
-Y-													
Young, Scott	90-91	RW/LW-6/34	43	11	16	27	33	17	1	6	7	2	
Acquired from Hartford Whalers for Rob Brown, December 1990. NHL rights traded to Quebec Nordiques for Bryan Fogarty, March 1992.													
Young, Warren	83-85/86-88	LW-11/35	152	49	52	101	313	-	-	-	-	-	-
Signed as a free agent, August 1983. Signed by Detroit Red Wings as a free agent, July 1985. Purchased from Detroit, October 1986. Sold to Detroit, May 1987. Signed as a free agent, September 1987. Released as a free agent, July 1988.													
Young, Wendell	88-92/94-95	G-1	111	0	7	7	14	1	0	0	0	0	
Acquired with a seventh round choice in 1990 NHL Entry Draft from Philadelphia Flyers for a third round choice in 1990 NHL Entry Draft, September 1988. Selected by Tampa Bay Lightning in NHL Expansion Draft, June 1992. Acquired from Tampa Bay Lightning for future considerations, February 1995. Released as a free agent, July 1995.													
-Z-													
Zaine, Rod	70-71	C-24	37	8	5	13	21	-	-	-	-	-	-
Purchased from Baltimore Clippers (AHL), June 1970. Selected by Buffalo Sabres in Intra-League Draft, June 1971.													
Zalapski, Zarley	87-91	D-33	190	33	102	135	160	11	1	8	9	13	
Selected in first round of NHL Entry Draft (Canadian National Team), June 1986. Traded with John Cullen and Jeff Parker to Hartford Whalers for Ron Francis, Ulf Samuelsson and Grant Jennings, March 1991.													
Zemlak, Richard	88-90	RW-18	50	1	5	6	178	1	0	0	0	10	
Acquired from Minnesota North Stars for the NHL rights to Rob Gaudreau, November 1988. Released as a free agent, July 1990.													

PENGUINS ALL-TIME GOALTENDERS

(Ranked by Goals Against Average)

NAME	GP	MIN	GA	ENG	SO	AVG	W	L	T	SAVES	EFF
Roy Edwards	15	847	36	2	0	2.55	2	8	4	355	.908
Hank Bassen	25	1299	62	2	1	2.86	7	10	3	616	.909
P. DEROUVILLE	1	60	3	0	0	3.00	1	0	0	24	.889
Marv Edwards	1	60	3	0	0	3.00	0	1	0	30	.909
Al Smith	91	5027	257	2	4	3.07	24	42	17	2277	.899
Les Binkley	196	11,046	574	8	11	3.12	58	94	34	5022	.897
Joe Daley	38	2143	112	4	2	3.14	11	18	6	1094	.907
Jim Rutherford	115	6252	327	6	4	3.14	44	49	14	2915	.899
Gary Inness	100	5336	299	6	2	3.34	39	37	13	2591	.897
KEN WREGGET	114	6480	365	5	1	3.38	64	31	11	3039	.893
Dunc Wilson	66	3807	224	1	5	3.53	23	30	11	1750	.887
TOM BARRASSO	280	16,092	957	14	8	3.57	142	95	33	7775	.890
Michel Plasse	75	4190	251	1	2	3.59	33	24	14	2013	.889
Pat Rigglin	39	2157	131	1	0	3.64	15	14	7	916	.868
Gilles Meloche	104	5726	348	10	0	3.65	34	43	17	2491	.865
Gary Edwards	6	360	22	0	1	3.67	3	2	1	171	.886
Steve Guenette	32	1779	110	2	1	3.71	17	15	0	832	.883
Cam Newton	16	814	51	2	0	3.76	4	7	1	360	.876
Andy Brown	45	2476	156	0	1	3.78	16	20	6	1126	.878
Greg Millen	135	7839	501	10	4	3.83	57	56	18	3482	.874
Denis Herron	290	16,104	1040	22	6	3.87	88	133	44	8072	.886
Roberto Romano	125	7051	465	9	4	3.96	46	62	8	3407	.880
Rob Dopson	2	45	3	0	0	4.00	0	0	0	20	.870
Rob Holland	44	2513	171	4	1	4.08	11	22	9	1060	.861
F. Pietrangelo	87	4478	308	2	1	4.13	34	32	3	2125	.873
Wendell Young	111	5576	385	9	1	4.14	42	47	5	2710	.876
Michel Dion	151	8477	605	22	0	4.28	42	79	20	3998	.855
Nick Ricci	19	1087	79	4	0	4.36	7	12	0	474	.857
Bob Johnson	12	476	40	0	0	5.04	3	4	1	237	.856
Alain Chevrier	3	166	14	0	0	5.06	1	2	0	75	.843
Bob Taylor	2	78	7	1	0	5.38	0	1	0	41	.837
Paul Harrison	13	700	64	1	0	5.49	3	7	0	288	.816
Gordie Laxton	17	800	74	2	0	5.55	4	9	0	359	.829
Vincent Tremblay	4	240	24	1	0	6.00	0	4	0	117	.830
Brian Ford	8	457	48	0	0	6.30	2	6	0	248	.838
Rich Tabaracci	1	33	4	0	0	7.27	0	0	0	17	.810
Paul Hoganson	2	57	7	0	0	7.37	0	1	0	21	.750
Greg Redquest	1	13	3	0	0	13.85	0	0	0	2	.400
TOTALS	2194	132,205	8134	153	62	3.69	877	1017	300	62,150	.884

BEST ALL-TIME HOME STANDS

TWO GAME STANDS

2-0-0
64 times - last time -
Apr. 4-6 1995

THREE GAME STANDS

3-0-0
10 times- last time -
Feb. 11-16, 1995

FOUR GAME STANDS

4-0-0
Feb. 15-21 1975
Jan. 30-Feb. 6 1988

FIVE GAME STANDS

3-0-2
Dec. 26-Jan. 4 1974-75

BEST ALL-TIME ROAD TRIPS

TWO GAME TRIPS

2-0-0
10 times - last time -
Oct. 19-22, 1994

THREE GAME ROAD TRIPS

3-0-0
Mar. 26-30, 1968
Oct. 13-17, 1971
Jan. 20-25, 1995
2-0-1
Nov. 28-Dec. 1, 1969
Mar. 5-9, 1974
Dec. 21-26, 1988


FOUR GAME TRIPS

4-0-0
Jan. 16-23, 1988
3-0-1
Feb. 1-7, 1975
1-0-3
Mar. 12-19, 1972

1967-68 PENGUINS REVIEW

SEASON HIGHLIGHTS

- Andy Bathgate scores the first franchise goal on Oct. 11 vs. Montreal.
- Pens record first victory on Oct. 13 at St. Louis, 3-1.
- Pens record first home victory Oct. 21 in a 4-2 win over Chicago and become first expansion team to beat an established NHL team.
- Les Binkley records first Penguins shutout Nov. 4 at Oakland, 1-0.
- Ken Schinkel represents Penguins on NHL All-Star Team.
- Penguins win four games in a row Mar. 26 to Mar 31.



ANDY BATHGATE

MAJOR TRADES

- Feb. 27, 1968** - Obtained Wayne Hicks from Philadelphia for Art Stratton.
June 6, 1967 - Obtained Paul Andrea, Dunc McCallum and George Konik from New York Rangers for Larry Jeffrey.

FINAL STATISTICS

SCORING

Players	GP	G	A	PTS	PIM
Andy Bathgate	74	20	39	59	55
Ab McDonald	74	22	21	43	38
Art Stratton					
Pitt.	58	16	21	37	16
Phil.	12	0	4	4	4
Total	70	16	25	41	20
Ken Schinkel	57	14	25	39	19
Earl Ingarfield	50	15	22	37	12
Val Fonteyne	69	6	28	34	0
Gene Ubricaco	65	18	15	33	16
Noel Price	70	6	27	33	48
Paul Andrea	65	11	21	32	2
Billy Dea	73	16	12	28	6
Keith McCreary	70	14	12	26	44
Leo Boivin	73	9	13	22	74
Wayne Hicks					
Phil.	32	2	7	9	6
Pitt.	15	4	7	11	2
Total	47	6	14	20	8
Bob Dillabough	47	7	12	19	18
Bob Rivard	27	5	12	17	4
Bill Speer	68	3	13	16	44
George Konik	52	7	8	15	26
Al MacNeil	74	2	10	12	58
Dunc McCallum	32	0	2	2	36
Dick Mattiussi	32	0	2	2	18
Mel Pearson	2	0	1	1	0
Ted Lanyon	5	0	0	0	4
Hank Bassen	25	0	0	0	8
Les Binkley	54	0	0	0	0

GOALTENDING

PLAYERS (W-L-T)	GP	MP	GA	SO	GAA
Les Binkley (20-24-10)	54	3141	151	6	2.88
Hank Bassen (7-10-3)	25	1299	62	1	2.86
TOTALS (27-34-13)	74	4440	216	7	2.92

FINAL WEST DIVISION STANDINGS

TEAMS	GP	W	L	T	GF	GA	PTS
Philadelphia	74	31	32	11	173	179	73
Los Angeles	74	31	33	10	200	224	72
St. Louis	74	27	31	16	177	191	70
Minnesota	74	27	32	15	191	226	69
Pittsburgh	74	27	34	13	195	216	67
Oakland	74	15	42	17	153	219	47

GAME-BY-GAME RESULTS


DATE	W-L-T	SCORE	OPPONENT	DATE	W-L-T	SCORE	OPPONENT
Oct. 11	L	1-2	MONTREAL	Jan. 7	L	1-3	Philadelphia
Oct. 13	W	3-1	ST. LOUIS	Jan. 10	L	3-4	MONTREAL
Oct. 14	L	2-4	ST. LOUIS	Jan. 12	W	4-3	TORONTO
Oct. 18	T	3-3	MINNESOTA	Jan. 13	L	0-7	Toronto
Oct. 19	L	0-1	Philadelphia	Jan. 17	T	1-1	Oakland
Oct. 21	W	4-2	CHICAGO	Jan. 18	L	2-3	Los Angeles
Oct. 22	L	4-6	New York	Jan. 20	W	8-5	DETROIT
Oct. 25	W	4-1	OAKLAND	Jan. 21	L	3-4	Minnesota
Oct. 28	L	3-5	LOS ANGELES	Jan. 27	L	3-5	LOS ANGELES
Oct. 29	L	2-4	Boston	Jan. 28	W	4-0	Boston
Nov. 1	W	4-1	Minnesota	Jan. 31	L	4-9	ST. LOUIS
Nov. 4	W	1-0	Oakland	Feb. 1	W	2-0	ST. LOUIS
Nov. 8	T	1-1	PHILADELPHIA	Feb. 3	T	3-3	TORONTO
Nov. 9	L	1-5	Detroit	Feb. 7	W	4-1	Oakland
Nov. 11	L	1-3	ST. LOUIS	Feb. 8	L	1-3	Los Angeles
Nov. 15	W	5-0	PHILADELPHIA	Feb. 10	T	2-2	NEW YORK
Nov. 18	W	5-3	St. Louis	Feb. 14	W	6-3	MINNESOTA
Nov. 22	W	4-1	BOSTON	Feb. 16	L	1-3	ST. LOUIS
Nov. 24	L	3-5	Los Angeles	Feb. 17	L	3-4	Montreal
Nov. 25	T	2-2	Oakland	Feb. 21	T	1-1	PHILADELPHIA
Nov. 29	W	6-1	OAKLAND	Feb. 24	L	1-3	OAKLAND
Dec. 2	L	1-4	NEW YORK	Feb. 25	W	2-1	Philadelphia
Dec. 3	L	1-6	Detroit	Feb. 27	L	3-5	BOSTON
Dec. 6	L	2-7	Chicago	Mar. 2	T	6-6	OAKLAND
Dec. 9	W	3-2	Minnesota	Mar. 6	L	2-4	St. Louis
Dec. 10	L	4-7	MINNESOTA	Mar. 7	T	2-2	Minnesota
Dec. 13	W	2-1	Toronto	Mar. 9	W	3-1	LOS ANGELES
Dec. 16	T	1-1	CHICAGO	Mar. 13	L	3-4	Philadelphia
Dec. 17	L	1-2	Philadelphia	Mar. 16	L	4-6	Montreal
Dec. 21	L	1-4	Los Angeles	Mar. 17	L	0-3	New York
Dec. 23	W	4-0	MINNESOTA	Mar. 20	W	4-2	ST LOUIS
Dec. 25	W	4-3	LOS ANGELES	Mar. 23	L	0-3	Minnesota
Dec. 27	T	0-0	OAKLAND	Mar. 24	T	4-4	MINNESOTA
Dec. 29	L	1-2	ST. LOUIS	Mar. 26	W	2-1	Chicago
Dec. 30	L	2-5	DETROIT	Mar. 27	W	7-4	Oakland
Jan. 4	W	4-3	LOS ANGELES	Mar. 30	W	2-0	Philadelphia
Jan. 6	T	2-2	PHILADELPHIA	Mar. 31	W	5-1	PHILADELPHIA

*Home games in capital letters

1968-69 PENGUINS REVIEW

SEASON HIGHLIGHTS

- Penguins record first win ever at Montreal on Jan. 2, 5-2.
- Ken Schinkel named to Western Division All-Star Team.
- Keith McCreary scores 25 goals to lead the Penguins.



EARL INGARFIELD

FINAL STATISTICS SCORING

Players	GP	G	A	PTS	PIM
Ken Schinkel	76	18	34	52	18
Charlie Burns	76	13	38	51	22
Keith McCreary	70	25	23	48	42
Earl Ingarfield	66	16	30	46	12
Jean Pronovost	76	16	25	41	41
Gene Ubriaco	75	19	18	37	28
Lou Angotti	71	17	20	37	36
Vai Fonteyne	74	12	17	29	2
Wally Boyer	62	10	19	29	17
Bob Woytowich	71	9	20	29	62
Leo Boivin	69	6	19	25	42
Billy Harris	73	7	17	24	10
George Swarbrick	69	4	19	23	103
Noel Price	73	2	18	20	61
Bob Dillabough	62	7	12	19	6
Billy Dea	66	10	8	18	4
Dunc McCallum	62	5	13	18	81
Duane Rupp	59	5	11	16	32
Paul Andrea	25	7	6	13	2
Dick Mattiussi	36	1	11	12	30
Bryan Watson	68	2	7	9	132
Bill Speer	34	1	4	5	27
Tracy Pratt	18	0	5	5	34
Ron Snell	4	3	1	4	6
Doug Barrie	8	1	1	2	8
Gary Swain	9	1	1	2	0
John Arbour	17	0	2	2	35
Jean Guy Lagace	17	0	1	1	14
Bill Lecaine	4	0	0	0	0
Joe Daley	29	0	0	0	2
Les Binkley	50	0	0	0	0
Marv Edwards	1	0	0	0	0

GOALTENDING

PLAYERS (W-L-T)	GP	MP	GA	SO	GAA
Joe Daley (10-13-3)	29	1615	87	2	3.23
Les Binkley (10-31-8)	50	2885	158	0	3.29
Marv Edwards (0-1-0)	1	60	3	0	3.00
TOTALS (20-45-11)	76	4560	252	2	3.32

MAJOR TRADES

- June 11, 1968 - Obtained Lou Angotti from St. Louis for Ab McDonald.
- Nov. 29, 1968 - Obtained Billy Harris from Oakland for Bob Dillabough.
- Jan. 24, 1969 - Obtained Duane Rupp from Minnesota for Leo Boivin.
- Jan. 30, 1969 - Obtained George Swarbrick, Bryan Watson and Tracy Pratt from Oakland for Earl Ingarfield, Dick Mattiussi and Gene Ubriaco.

FINAL WEST DIVISION STANDINGS

TEAMS	GP	W	L	T	GF	GA	PTS
St. Louis	76	37	25	14	204	157	88
Oakland	76	29	36	11	219	251	69
Philadelphia	76	20	35	21	174	225	61
Los Angeles	76	24	42	10	185	260	58
Pittsburgh	76	20	45	11	189	252	51
Minnesota	76	18	43	15	189	270	51

GAME-BY-GAME RESULTS

DATE	W-L-T	SCORE	OPPONENT	DATE	W-L-T	SCORE	OPPONENT
Oct. 12	T	1-7	MONTREAL	Jan. 9	W	2-2	MINNESOTA
Oct. 16	T	2-2	Toronto	Jan. 11	L	2-4	OAKLAND
Oct. 17	L	0-3	Philadelphia	Jan. 12	L	4-8	Boston
Oct. 19	L	1-5	BOSTON	Jan. 15	W	3-1	Minnesota
Oct. 23	L	5-8	CHICAGO	Jan. 16	L	2-3	Detroit
Oct. 26	W	4-2	ST. LOUIS	Jan. 18	L	0-4	Los Angeles
Oct. 30	L	3-7	New York	Jan. 19	L	3-6	Oakland
Nov. 2	L	2-3	Los Angeles	Jan. 23	L	1-3	MINNESOTA
Nov. 3	W	3-1	Oakland	Jan. 25	L	0-2	TORONTO
Nov. 6	L	1-3	ST. LOUIS	Jan. 26	L	3-5	Philadelphia
Nov. 7	L	4-5	Montreal	Jan. 29	L	1-2	ST. LOUIS
Nov. 9	L	0-3	PHILADELPHIA	Feb. 1	T	2-2	PHILADELPHIA
Nov. 13	L	5-8	Chicago	Feb. 2	L	3-7	New York
Nov. 14	L	4-6	CHICAGO	Feb. 5	W	3-2	NEW YORK
Nov. 16	L	1-2	NEW YORK	Feb. 8	L	2-4	LOS ANGELES
Nov. 20	L	2-5	Toronto	Feb. 9	L	1-3	Minnesota
Nov. 21	W	3-1	OAKLAND	Feb. 12	L	0-2	St. Louis
Nov. 23	T	2-2	LOS ANGELES	Feb. 15	T	4-4	OAKLAND
Nov. 27	T	3-3	TORONTO	Feb. 16	L	0-4	MONTREAL
Nov. 28	W	3-2	Chicago	Feb. 19	W	0-0	BOSTON
Nov. 30	W	4-2	Los Angeles	Feb. 20	L	3-3	Detroit
Dec. 1	T	4-4	Oakland	Feb. 22	W	3-2	DETROIT
Dec. 4	L	2-7	DETROIT	Feb. 27	W	4-3	CHICAGO
Dec. 7	T	1-1	ST. LOUIS	Mar. 1	T	3-3	Toronto
Dec. 8	L	1-4	TORONTO	Mar. 2	L	0-4	BOSTON
Dec. 11	W	4-2	Minnesota	Mar. 5	W	4-2	ST. LOUIS
Dec. 14	L	1-2	LOS ANGELES	Mar. 8	L	3-5	NEW YORK
Dec. 15	L	3-5	Boston	Mar. 12	L	3-4	New York
Dec. 17	L	2-8	Philadelphia	Mar. 15	L	1-3	Los Angeles
Dec. 21	L	1-3	MINNESOTA	Mar. 16	L	2-7	Oakland
Dec. 22	L	1-3	Chicago	Mar. 19	L	3-3	BOSTON
Dec. 25	W	6-3	DETROIT	Mar. 20	L	3-5	Montreal
Dec. 26	L	2-3	St. Louis	Mar. 22	W	2-1	St. Louis
Dec. 28	L	3-4	OAKLAND	Mar. 23	W	5-0	MINNESOTA
Dec. 31	L	3-4	MONTREAL	Mar. 25	W	3-1	Minnesota
Jan. 2	W	5-2	Montreal	Mar. 26	W	8-4	LOS ANGELES
Jan. 4	T	1-1	PHILADELPHIA	Mar. 29	T	3-3	Philadelphia
Jan. 5	L	1-2	Detroit	Mar. 30	W	2-1	PHILADELPHIA

1969-70 PENGUINS REVIEW

SEASON HIGHLIGHTS

- Leonard "Red" Kelly is named Penguins coach on July 2.
- Bob Woytowich and Dean Prentice are named to Western Division All-Star Team.
- Dean Prentice leads Penguins in scoring with 26-25-51.
- Penguins make playoffs for the first time, sweeping Oakland, 4-0, in the Quarterfinals, before losing to St. Louis, 4-2, in the Semifinals.
- Red Kelly is named Hockey News "Coach of the Year".



BRYAN WATSON

MAJOR TRADES

- June 6, 1969 - Obtained Ron Schock and Craig Cameron from St. Louis for Lou Angotti and a first round choice in the 1971 Amateur Draft.
- Oct. 28, 1969 - Obtained Mike McMahon from Detroit for Billy Dea.

FINAL STATISTICS

PLAYERS	SCORING				
	GP	G	A	PTS	PIM
Dean Prentice	75	26	25	51	14
Ken Schinkel	72	20	25	45	19
Michel Briere	76	12	32	44	20
Jean Pronovost	72	20	21	41	45
Bob Woytowich	68	8	25	33	49
Bryan Hextall	66	12	19	31	87
Ron Schock	76	8	21	29	40
Keith McCreary	60	18	8	26	67
Glen Sather	76	12	14	26	114
Val Fonteyne	68	11	15	26	2
Wally Boyer	72	11	12	23	34
Nick Harbaruk	74	5	17	22	56
Jim Morrison	59	5	15	20	40
Duane Rupp	64	2	14	16	18
Tracy Pratt	65	5	7	12	124
Bob Blackburn	60	4	7	11	51
Bryan Watson	61	1	9	10	189
Mike McMahon	12	1	3	4	19
Rick Kessell	8	1	2	3	2
Ron Snell	3	0	1	1	0
George Swarbrick	12	0	1	1	8
Les Binkley	27	0	1	1	0
Dunc McCallum	14	0	0	0	16
Al Smith	46	0	0	0	20
Bench					4

FINAL WEST DIVISION STANDINGS

TEAMS	GP	W	L	T	GF	GA	PTS
St. Louis	76	37	27	12	224	179	86
Pittsburgh	76	26	38	12	182	238	64
Minnesota	76	19	35	22	224	257	60
Oakland	76	22	40	14	169	243	58
Philadelphia	76	17	35	24	197	225	58
Los Angeles	76	14	52	10	168	290	38

GAME-BY-GAME RESULTS

DATE	W-L-T	SCORE	OPPONENT	DATE	W-L-T	SCORE	OPPONENT
Oct. 11	T 2-2		OAKLAND	Jan. 14	L 0-5		Chicago
Oct. 15	T 3-3		PHILADELPHIA	Jan. 17	L 0-4		Toronto
Oct. 18	T 3-3		BOSTON	Jan. 18	W 6-4		Philadelphia
Oct. 19	L 0-4		Boston	Jan. 21	T 3-3		OAKLAND
Oct. 21	L 3-4		Oakland	Jan. 24	W 4-2		LOS ANGELES
Oct. 22	L 0-2		Los Angeles	Jan. 25	L 1-3		Boston
Oct. 25	W 4-1		Minnesota	Jan. 28	L 1-3		TORONTO
Oct. 29	L 1-3		NEW YORK	Jan. 31	W 2-1		ST. LOUIS
Nov. 1	W 6-3		MINNESOTA	Feb. 1	L 0-6		New York
Nov. 2	L 3-4		Detroit	Feb. 4	W 7-5		Minnesota
Nov. 5	L 2-4		DETROIT	Feb. 7	W 3-1		LOS ANGELES
Nov. 8	L 1-4		CHICAGO	Feb. 8	W 6-3		MINNESOTA
Nov. 12	W 3-0		Toronto	Feb. 11	L 1-7		Chicago
Nov. 13	L 0-4		St. Louis	Feb. 14	L 0-3		BOSTON
Nov. 15	W 3-1		LOS ANGELES	Feb. 15	W 4-2		Detroit
Nov. 19	L 0-4		ST. LOUIS	Feb. 17	4-2		PHILADELPHIA
Nov. 22	W 5-3		PHILADELPHIA	Feb. 19	W 6-1		Los Angeles
Nov. 23	L 2-3		Chicago	Feb. 21	L 3-6		Oakland
Nov. 26	T 4-4		Minnesota	Feb. 25	L 2-3		Montreal
Nov. 29	W 5-3		OAKLAND	Feb. 26	W 1-0		LOS ANGELES
Nov. 30	T 3-3		Philadelphia	Feb. 28	W 3-2		OAKLAND
Dec. 3	W 2-1		DETROIT	Mar. 4	W 2-1		MONTREAL
Dec. 6	L 0-5		Toronto	Mar. 5	L 3-5		Detroit
Dec. 7	W 3-2		TORONTO	Mar. 7	T 2-2		ST. LOUIS
Dec. 10	W 2-0		Los Angeles	Mar. 8	T 0-0		New York
Dec. 12	L 1-4		Oakland	Mar. 11	T 2-2		Oakland
Dec. 14	L 1-2		Boston	Mar. 12	L 1-4		Los Angeles
Dec. 17	L 2-5		MONTREAL	Mar. 14	L 3-6		Minnesota
Dec. 20	L 4-6		BOSTON	Mar. 18	L 0-2		NEW YORK
Dec. 21	L 0-4		Philadelphia	Mar. 19	L 1-3		St. Louis
Dec. 26	W 3-2		New York	Mar. 21	L 3-5		CHICAGO
Dec. 27	L 0-3		CHICAGO	Mar. 22	L 4-5		Montreal
Dec. 31	W 4-2		MONTREAL	Mar. 25	W 2-0		MINNESOTA
Jan. 3	L 0-6		St. Louis	Mar. 28	W 2-1		Philadelphia
Jan. 4	T 4-4		TORONTO	Mar. 29	T 5-5		ST. LOUIS
Jan. 7	L 3-5		NEW YORK	Apr. 1	W 4-1		PHILADELPHIA
Jan. 8	L 1-3		Montreal	Apr. 4	L 1-3		St. Louis
Jan. 10	L 3-5		DETROIT	Apr. 5	L 1-5		MINNESOTA


GOALTEENDING

PLAYERS (W-L-T)	GP	MP	GA	SO	GAA
Joe Daley (1-5-3)	9	528	26	0	2.95
Al Smith (15-20-8)	46	2555	129	2	3.03
Les Binkley (10-13-1)	27	1477	79	3	3.21
TOTALS (26-38-12)	76	4560	234	5	3.13

1970-71 PENGUINS REVIEW

SEASON HIGHLIGHTS

- Penguins suffer through an 18-game (0-11-7) road winless streak from Oct. 25 through Jan. 14.
- Penguins reel off a seven-game home winning streak from Jan. 13 through Feb. 13.
- Greg Polis is named to the Western Division All-Star Team.
- Les Binkley records his 11th career shutout on Mar. 3, which is still a club record.
- Jean Pronovost scores five points (2G, 3A) on Mar. 24 vs. Detroit.
- Penguins set a team record with 18 home wins.
- Twenty ties is also a Penguins record.



SYL APPS

MAJOR TRADES

- Jan. 26, 1971 - Obtained Syl Apps and Sheldon Kannegiesser from New York Rangers for Glen Sather.
- Jan. 31, 1971 - Obtained Jean Guy Lagace from Buffalo for Terry Bell.

FINAL STATISTICS

SCORING

PLAYERS	GP	G	A	PTS	PIM
Bryan Hextall	76	16	32	48	133
Jean Pronovost	78	21	24	45	35
Andy Bathgate	76	15	29	44	34
Wally Boyer	68	11	30	41	30
Ron Schock	71	14	26	40	20
Dean Prentice	69	21	17	38	18
Ken Schinkel	50	15	19	34	6
Keith McCreary	59	21	12	33	24
Greg Polis	61	18	15	33	40
Duane Rupp	59	5	28	33	34
Dunc McCallum	77	9	20	29	95
Bob Woytowich	78	4	22	26	30
Nick Harbaruk	78	13	12	25	108
Syl Apps	31	9	16	25	19
Rod Zaine	37	8	5	13	21
Val Fonteyne	70	4	9	13	0
Glen Sather	46	8	3	11	96
Jim Morrison	73	0	10	10	32
Bob Blackburn	64	4	5	9	54
Bryan Watson	43	2	6	8	119
John Stewart	15	2	1	3	9
Robin Burns	10	0	3	3	4
Yvon Labre	21	1	1	2	19
Rick Kessel	6	0	2	2	2
Shel. Kannegiesser	18	0	2	2	29
Steve Cardwell	5	0	1	1	15
Lowell MacDonald	10	0	1	1	0
Paul Hoganson	2	0	0	0	0
Cam Newton	5	0	0	0	4
Les Binkley	34	0	0	0	0
Al Smith	47	0	0	0	41
Bench					6

GOALTENDING

PLAYERS (W-L-T)	GP	MP	GA	SO	GAA
Les Binkley (11-11-10)	34	1870	89	2	2.85
Al Smith (9-22-9)	45	2472	128	2	3.10
Cam Newton (1-3-1)	5	281	16	0	3.41
Paul Hoganson (0-1-0)	2	57	7	0	7.36
TOTALS (21-37-20)	78	4680	240	4	3.07

FINAL WEST DIVISION STANDINGS

TEAMS	GP	W	L	T	GF	GA	PTS
Chicago	78	49	20	9	277	184	107
St. Louis	78	34	25	19	223	208	87
Philadelphia	78	28	33	17	207	225	73
Minnesota	78	28	34	16	191	223	72
Los Angeles	78	25	40	13	239	303	63
Pittsburgh	78	21	37	20	221	240	62
California	78	20	53	5	199	320	45


GAME-BY-GAME RESULTS

DATE	W-L-T	SCORE	OPPONENT	DATE	W-L-T	SCORE	OPPONENT
Oct. 10	L	1-2	BUFFALO	Jan. 6	L	3-4	Philadelphia
Oct. 15	L	2-4	Minnesota	Jan. 9	L	2-5	Toronto
Oct. 17	T	0-0	PHILADELPHIA	Jan. 13	W	4-2	LOS ANGELES
Oct. 18	T	1-1	Buffalo	Jan. 14	T	2-2	Detroit
Oct. 21	L	2-4	Los Angeles	Jan. 16	W	4-3	Vancouver
Oct. 23	W	3-1	California	Jan. 20	W	4-2	California
Oct. 25	T	1-1	Vancouver	Jan. 21	L	2-4	Los Angeles
Oct. 28	W	5-3	LOS ANGELES	Jan. 23	W	4-1	VANCOUVER
Oct. 31	L	2-5	CHICAGO	Jan. 27	W	3-1	TORONTO
Nov. 1	L	2-3	Philadelphia	Jan. 28	L	1-4	Chicago
Nov. 4	W	8-3	VANCOUVER	Jan. 30	W	3-1	CHICAGO
Nov. 7	T	2-2	BOSTON	Feb. 3	W	6-1	CALIFORNIA
Nov. 8	T	3-3	Detroit	Feb. 5	T	2-2	St. Louis
Nov. 10	L	1-5	LOS ANGELES	Feb. 7	L	0-1	Chicago
Nov. 11	T	3-3	New York	Feb. 9	L	1-4	Montreal
Nov. 14	W	6-1	CALIFORNIA	Feb. 10	W	5-3	PHILADELPHIA
Nov. 19	L	0-1	ST. LOUIS	Feb. 13	W	5-4	CHICAGO
Nov. 21	W	6-1	DETROIT	Feb. 14	L	4-5	Minnesota
Nov. 22	L	2-4	Boston	Feb. 17	L	3-4	Toronto
Nov. 24	T	4-4	Toronto	Feb. 18	T	6-6	Buffalo
Nov. 25	T	4-4	BUFFALO	Feb. 20	L	0-2	NEW YORK
Nov. 28	L	1-5	Montreal	Feb. 24	T	5-5	ST. LOUIS
Nov. 29	L	2-6	New York	Feb. 27	L	0-4	NEW YORK
Dec. 2	T	3-3	MONTREAL	Feb. 28	L	2-4	Detroit
Dec. 5	W	3-1	VANCOUVER	Mar. 3	W	4-0	MONTREAL
Dec. 6	L	3-6	Boston	Mar. 6	L	3-6	BOSTON
Dec. 8	W	4-0	TORONTO	Mar. 7	T	3-3	CALIFORNIA
Dec. 9	T	2-2	Minnesota	Mar. 10	T	2-2	PHILADELPHIA
Dec. 11	L	2-3	St. Louis	Mar. 13	T	0-0	MINNESOTA
Dec. 12	L	0-1	MINNESOTA	Mar. 14	L	1-5	MONTREAL
Dec. 16	L	2-4	TORONTO	Mar. 17	L	2-5	California
Dec. 19	W	9-1	DETROIT	Mar. 19	L	4-6	Vancouver
Dec. 20	L	1-2	Chicago	Mar. 20	L	4-8	Los Angeles
Dec. 23	L	1-6	New York	Mar. 24	W	8-2	DETROIT
Dec. 25	L	4-8	Boston	Mar. 28	L	1-3	Philadelphia
Dec. 26	W	4-2	BOSTON	Mar. 31	L	4-6	BUFFALO
Dec. 30	T	3-3	Montreal	Apr. 1	T	3-3	Buffalo
Dec. 31	W	4-1	MINNESOTA	Apr. 3	L	3-4	St. Louis
Jan. 2	L	1-3	NEW YORK	Apr. 4	T	1-1	ST. LOUIS

1971-72 PENGUINS REVIEW

SEASON HIGHLIGHTS

- Thayer R. "Tad" Potter becomes General Partner and Chief Executive Officer of the Penguins.
- Red Kelly relinquishes general manager duties. Jack Riley is then named GM.
- Jim Rutherford posts a seven-game unbeaten streak from Mar. 14 through Apr. 2.
- Syl Apps leads the team in scoring with 15-44-59.
- Jean Pronovost and Greg Polis each score a club record 30 goals.
- Penguins qualify for the playoffs, but are swept by Chicago, 4-0.



GREG POLIS

MAJOR TRADES

- June 8, 1971 - Claimed Rene Robert from Toronto in NHL Inter-League Draft.
- Jan. 11, 1972 - Obtained Al McDonough from Los Angeles for Bob Woytowich.
- Mar. 4, 1972 - Obtained Eddie Shack from Buffalo for Rene Robert.

FINAL STATISTICS

PLAYERS	SCORING				
	GP	G	A	PTS	PIM
Syl Apps	72	15	44	59	78
Jean Pronovost	68	30	23	53	12
Greg Polis	76	30	19	49	38
Ron Schock	77	17	29	46	22
Ken Schinkel	74	15	30	45	8
Bryan Hextall	78	20	24	44	126
Darryl Edestrand	77	10	23	33	52
Bob Leiter	78	14	17	31	18
Nick Harbaruk	78	12	17	29	46
Duane Rupp	34	4	18	22	32
Bryan Watson	75	3	17	20	212
Val Fonteyne	68	6	13	19	0
Al McDonough	37	7	11	18	8
Rene Robert	49	7	11	18	42
Steve Cardwell	28	7	8	15	18
Eddie Shack	13	5	9	14	12
Dave Burrows	77	2	10	12	48
Tim Horton	44	2	9	11	40
John Stewart	25	2	8	10	23
Keith McCreary	33	4	4	8	22
Joe Noris	35	2	5	7	20
Shel. Kannegiesser	54	2	4	6	47
Bob Woytowich	31	1	4	5	8
Bill Hickey	12	2	0	2	6
Brian McKenzie	6	1	1	2	4
Wally Boyer	1	0	1	1	0
Rick Kessell	3	0	1	1	0
Roy Edwards	15	0	1	1	0
Robin Burns	5	0	0	0	8
Les Binkley	31	0	0	0	2
Jim Rutherford	40	0	0	0	16
Bench					8

GOALTEENDING

PLAYERS (W-L-T)	GP	MP	GA	SO	GAA
Roy Edwards (2-8-4)	15	847	36	0	2.55
Jim Rutherford (17-15-5)	40	2160	116	1	3.22
Les Binkley (7-15-5)	31	1673	98	0	3.51
TOTAL (26-38-14)	78	4680	250	1	3.30

FINAL WEST DIVISION STANDINGS

TEAMS	GP	W	L	T	GF	GA	PTS
Chicago	78	46	17	15	256	166	107
Minnesota	78	37	29	12	212	191	86
St. Louis	78	28	39	11	208	247	67
Pittsburgh	78	26	38	14	220	258	66
Philadelphia	78	26	38	14	200	236	66
California	78	21	39	18	216	288	60
Los Angeles	78	21	49	9	206	305	49


GAME-BY-GAME RESULTS

DATE	W-L-T	SCORE	OPPONENT	DATE	W-L-T	SCORE	OPPONENT
Oct. 9	W	3-2	PHILADELPHIA	Jan. 8	L	0-4	CHICAGO
Oct. 10	L	1-2	Buffalo	Jan. 9	L	2-4	Detroit
Oct. 13	W	4-1	Los Angeles	Jan. 12	T	2-2	BOSTON
Oct. 16	W	2-1	Vancouver	Jan. 13	L	1-7	Montreal
Oct. 17	W	4-2	California	Jan. 15	W	4-2	PHILADELPHIA
Oct. 20	W	8-1	LOS ANGELES	Jan. 19	L	1-6	VANCOUVER
Oct. 23	L	2-5	CHICAGO	Jan. 22	L	0-1	St. Louis
Oct. 24	T	1-1	New York	Jan. 23	T	3-3	MONTREAL
Oct. 27	L	4-6	CALIFORNIA	Jan. 25	L	1-2	ST. LOUIS
Oct. 28	L	0-2	Minnesota	Jan. 29	L	2-4	CHICAGO
Oct. 30	T	1-1	NEW YORK	Jan. 30	L	0-4	Philadelphia
Oct. 31	L	1-3	Detroit	Feb. 3	W	4-3	St. Louis
Nov. 3	L	3-5	California	Feb. 5	L	1-8	Los Angeles
Nov. 5	L	2-4	Vancouver	Feb. 9	W	4-1	Toronto
Nov. 7	L	1-4	Chicago	Feb. 10	W	6-1	LOS ANGELES
Nov. 9	W	4-1	St. Louis	Feb. 12	L	3-8	NEW YORK
Nov. 10	W	3-1	VANCOUVER	Feb. 13	W	6-4	VANCOUVER
Nov. 13	W	6-4	LOS ANGELES	Feb. 16	W	4-2	TORONTO
Nov. 16	L	1-5	MINNESOTA	Feb. 17	W	2-0	Buffalo
Nov. 18	L	3-4	Minnesota	Feb. 19	L	2-6	DETROIT
Nov. 20	L	2-4	ST. LOUIS	Feb. 20	L	0-2	Minnesota
Nov. 21	L	3-7	Chicago	Feb. 23	L	0-2	Toronto
Nov. 24	L	1-2	TORONTO	Feb. 26	W	5-2	PHILADELPHIA
Nov. 27	L	1-3	Montreal	Feb. 27	L	3-5	Montreal
Dec. 1	W	4-2	DETROIT	Mar. 2	W	7-4	DETROIT
Dec. 4	W	4-2	NEW YORK	Mar. 4	W	4-2	MINNESOTA
Dec. 5	L	3-5	Boston	Mar. 5	L	3-6	Detroit
Dec. 8	T	1-1	CALIFORNIA	Mar. 8	L	4-5	MONTREAL
Dec. 11	T	3-3	BUFFALO	Mar. 11	W	6-4	BOSTON
Dec. 12	L	1-6	New York	Mar. 12	T	4-4	Boston
Dec. 15	L	2-3	Toronto	Mar. 14	W	7-4	Vancouver
Dec. 18	L	3-4	BOSTON	Mar. 17	T	4-4	Los Angeles
Dec. 19	T	2-2	Boston	Mar. 19	T	3-3	California
Dec. 22	L	2-3	New York	Mar. 22	L	3-4	BUFFALO
Dec. 25	W	4-2	MONTREAL	Mar. 25	W	3-2	MINNESOTA
Dec. 26	L	1-6	Philadelphia	Mar. 26	T	2-2	Buffalo
Dec. 28	L	2-4	TORONTO	Mar. 29	W	5-4	CALIFORNIA
Dec. 31	T	3-3	BUFFALO	Apr. 1	T	4-4	Philadelphia
Jan. 5	T	3-3	Chicago	Apr. 2	W	6-2	ST. LOUIS

1972-73 PENGUINS REVIEW

SEASON HIGHLIGHTS

- Al McDonough records three hat tricks, Oct. 11 at St. Louis, Nov. 18 vs. Atlanta and Nov. 22 vs. St. Louis.
- Penguins set NHL records for the fastest five goals (2:07) and the fastest six goals (5:02) on Nov. 22 vs. St. Louis.
- Syl Apps records six points (3G, 3A) on Dec. 13 vs. New York Islanders.
- Ken Schinkel is named the third Penguins coach on Jan. 13, one day after retiring as a player.
- Greg Polis scores two goals in the All-Star Game at Madison Square Garden to win MVP honors.
- Penguins set club record with 73 points (32-37-9).
- Syl Apps sets club record with 85 points (29-56).
- Al McDonough sets club record with 35 goals.



AL McDONOUGH

MAJOR TRADES

Feb. 25, 1973 - Obtained Andy Brown from Detroit for a third round choice in the 1973 Amateur Draft and cash.

FINAL WEST DIVISION STANDINGS

TEAMS	GP	W	L	T	GF	GA	PTS
Chicago	78	42	27	9	284	225	93
Philadelphia	78	37	30	11	296	256	85
Minnesota	78	37	30	11	254	230	85
St. Louis	78	32	34	12	233	251	76
Pittsburgh	78	32	37	9	257	265	73
Los Angeles	78	31	36	11	232	245	73
Atlanta	78	25	38	15	191	239	65
California	78	16	46	16	213	323	48

FINAL STATISTICS

SCORING

PLAYERS	GP	G	A	PTS	PIM
Syl Apps	77	29	56	85	18
Al McDonough	78	35	41	76	26
Lowell MacDonald	78	34	41	75	8
Bryan Hexhall	78	21	33	54	113
Greg Polis	78	26	23	49	36
Ron Schock	78	13	36	49	23
Eddie Shack	74	25	20	45	84
Jean Pronovost	66	21	22	43	16
Darryl Edestrand	78	15	24	39	88
Dave Burrows	78	3	24	27	42
Nick Harbaruk	78	10	15	25	47
Ken Schinkel	42	11	10	21	16
Duane Rupp	78	7	13	20	62
Jack Lynch	47	1	18	19	40
Bryan Watson	69	1	17	18	179
Rick Kessell	66	1	13	14	0
Jean Guy Lagace	31	1	5	6	32
Steve Cardwell	20	2	2	4	2
Jim Shires	18	1	2	3	2
Robin Burns	26	0	2	2	20
Jim Wiley	4	0	1	1	0
Cam Newton	11	0	1	1	2
Denis Herron	18	0	1	1	0
Sheldon Kannegiesser	3	0	0	0	0
Andy Brown	9	0	0	0	2
Ron Lalonde	11	0	0	0	2
Jim Rutherford	49	0	0	0	0
Bench					6

GOALTENDING

PLAYERS (W-L-T)	GP	MP	GA	SO	GAA
Jim Rutherford (20-22-5)	49	2660	129	3	2.91
Denis Herron (6-7-2)	18	967	55	2	3.41
Cam Newton (3-4-0)	11	533	35	0	3.94
Andy Brown (3-4-2)	9	520	41	0	4.73
TOTALS (32-37-9)	78	4680	260	5	3.40

GAME-BY-GAME RESULTS

DATE	W-L-T	SCORE	OPPONENT	DATE	W-L-T	SCORE	OPPONENT
Oct. 7	W 4-2		LOS ANGELES	Jan. 6	W 4-2		VANCOUVER
Oct. 11	W 5-2		St. Louis	Jan. 7	L 0-3		NY Rangers
Oct. 14	W 5-2		CALIFORNIA	Jan. 10	L 1-2		DETROIT
Oct. 15	L 4-8		Boston	Jan. 13	W 3-1		LOS ANGELES
Oct. 17	W 5-0		NY Islanders	Jan. 14	L 2-3		Detroit
Oct. 18	L 3-4		Toronto	Jan. 17	L 4-6		Montreal
Oct. 21	L 2-4		BOSTON	Jan. 18	L 2-5		MONTREAL
Oct. 24	W 4-0		Vancouver	Jan. 20	W 3-0		BOSTON
Oct. 27	L 3-6		California	Jan. 21	L 3-9		Chicago
Oct. 28	L 2-5		Los Angeles	Jan. 24	W 5-2		TORONTO
Nov. 1	L 1-7		MONTREAL	Jan. 25	L 3-6		Philadelphia
Nov. 2	L 2-4		Philadelphia	Jan. 27	L 3-5		PHILADELPHIA
Nov. 4	W 6-4		NY Rangers	Jan. 31	W 4-1		LOS ANGELES
Nov. 5	T 1-1		Detroit	Feb. 3	W 2-1		MINNESOTA
Nov. 8	W 5-2		PHILADELPHIA	Feb. 4	L 3-4		Minnesota
Nov. 11	L 3-4		VANCOUVER	Feb. 7	L 2-5		Montreal
Nov. 12	L 0-1		Buffalo	Feb. 10	L 3-6		Boston
Nov. 15	W 7-1		MINNESOTA	Feb. 14	W 6-2		VANCOUVER
Nov. 18	W 6-1		ATLANTA	Feb. 17	T 3-3		BUFFALO
Nov. 19	W 5-3		NY Rangers	Feb. 18	L 1-4		Buffalo
Nov. 22	W 10-4		ST. LOUIS	Feb. 20	W 4-0		NY Islanders
Nov. 25	T 2-2		NY ISLANDERS	Feb. 22	W 2-1		NY ISLANDERS
Nov. 26	L 2-6		Atlanta	Feb. 24	W 2-0		CHICAGO
Nov. 29	W 7-4		TORONTO	Feb. 25	L 1-2		Buffalo
Dec. 2	W 3-2		CHICAGO	Feb. 28	W 4-2		ST. LOUIS
Dec. 3	L 2-4		Chicago	Mar. 3	L 1-2		CALIFORNIA
Dec. 6	T 4-4		California	Mar. 4	L 2-5		MINNESOTA
Dec. 9	L 1-3		Los Angeles	Mar. 7	L 4-10		Minnesota
Dec. 13	W 9-1		NY ISLANDERS	Mar. 10	L 4-5		NY RANGERS
Dec. 16	W 5-3		ATLANTA	Mar. 11	L 2-3		Philadelphia
Dec. 17	L 1-9		NY Rangers	Mar. 14	W 3-2		Los Angeles
Dec. 19	L 2-3		BOSTON	Mar. 16	T 5-5		California
Dec. 23	L 3-6		Montreal	Mar. 17	L 1-6		Vancouver
Dec. 26	T 1-1		Detroit	Mar. 21	W 5-2		CALIFORNIA
Dec. 27	T 3-3		Toronto	Mar. 24	T 4-4		BUFFALO
Dec. 28	L 0-4		TORONTO	Mar. 25	W 4-2		Atlanta
Dec. 30	T 2-2		DETROIT	Mar. 28	W 6-3		ATLANTA
Jan. 2	L 4-5		St. Louis	Mar. 31	L 2-7		St. Louis
Jan. 3	W 5-3		Chicago	Apr. 1	W 5-4		PHILADELPHIA

1973-74 PENGUINS REVIEW

SEASON HIGHLIGHTS

- Marc Boileau replaces Ken Schinkel as head coach on Feb. 6, compiling a 14-10-4 record.
- Jean Pronovost scores a goal in seven consecutive games from Feb. 27 through Mar. 10.
- The "Century Line" of Syl Apps, Jean Pronovost and Lowell McDonald combines for 107 goals, the second highest-scoring line in the NHL.
- Apps finishes seventh in the league scoring race with 24 goals and 61 assists for 85 points.
- McDonald finishes ninth in league scoring with 82 points (43-39).
- McDonald's 43 goals sets a Penguin record.



JEAN PRONOVOST

MAJOR TRADES

- Oct. 25, 1973 - Obtained Nick Beverly from Boston for Darryl Edestrand.
- Jan. 4, 1974 - Obtained Chuck Arnason and Bob Paradise from Atlanta for Al McDonough.
- Jan. 17, 1974 - Obtained Ron Stackhouse from Detroit for Jim Rutherford and Jack Lynch.
- Jan. 17, 1974 - Obtained Bob Kelly, Ab DeMarco and Steve Durbano from New York Rangers for Greg Polis, Bryan Watson and a second round choice in the 1974 Amateur Draft.

FINAL STATISTICS

SCORING

PLAYERS	GP	G	A	PTS	PIM
Syl Apps	75	24	61	85	37
Lowell MacDonald	78	43	39	82	14
Jean Pronovost	77	40	32	72	22
Ron Schock	77	14	29	43	22
Al McDonough	37	14	22	36	12
Ron Stackhouse	69	6	29	35	66
Bob Kelly	67	16	18	34	123
Chuck Arnason	74	20	11	31	17
Ab DeMarco	57	10	21	31	15
Greg Polis	41	14	13	27	32
Ron Lalonde	73	10	17	27	14
Steve Durbano	69	8	19	27	284
Wayne Bianchin	69	12	13	25	38
Bernie Lukowich	53	9	10	19	32
Bob McManama	47	5	14	19	18
Dave Burrows	71	3	14	17	30
Ted Snell	55	4	12	16	8
Nick Beverley	67	2	14	16	21
Blaine Stoughton	34	5	6	11	8
Bob Paradise	56	2	8	10	52
Bryan Hexhall	37	2	7	9	39
Jean Guy Lagace	31	2	6	8	34
Jack Lynch	17	0	7	7	21
Bryan Watson	38	1	4	5	137
Yvon Labre	16	1	2	3	13
Larry Bignell	20	0	3	3	2
Ron Jones	22	0	3	3	2
Ron Jones	25	0	3	3	15
Jim Rutherford	26	0	1	1	2
Darryl Edestrand	3	0	0	0	0
Hank Nowak	13	0	0	0	11
Nes Herron	5	0	0	0	0
Gary Inness	20	0	0	0	0
Andy Brown	36	0	0	0	60
Bench					10

GOALTENDING

PLAYERS (W-L-T)	GP	MP	GA	SO	GAA
Gary Inness (7-10-1)	20	1032	56	0	3.26
Jim Rutherford (7-12-4)	26	1432	82	0	3.44
Andy Brown (3-16-4)	36	1956	115	1	3.53
Nes Herron (1-3-0)	5	260	18	0	4.15
TOTALS (28-41-9)	78	4680	271	1	3.50

FINAL WEST DIVISION STANDINGS

TEAMS	GP	W	L	T	GF	GA	PTS
Philadelphia	78	50	16	12	273	164	112
Chicago	78	41	14	23	272	164	105
Los Angeles	78	33	33	12	233	231	78
Atlanta	78	30	34	14	214	238	74
Pittsburgh	78	28	41	9	242	273	65
St. Louis	78	26	40	12	206	248	64
Minnesota	78	23	38	17	235	275	63
California	78	13	55	10	195	342	36

GAME-BY-GAME RESULTS

DATE	W-L-T	SCORE	OPPONENT	DATE	W-L-T	SCORE	OPPONENT
Oct. 12	W	4-3	Atlanta	Jan. 12	W	5-2	BUFFALO
Oct. 13	L	3-4	NY RANGERS	Jan. 13	L	3-5	BOSTON
Oct. 17	W	4-2	Minnesota	Jan. 16	L	0-2	LOS ANGELES
Oct. 20	W	5-3	CALIFORNIA	Jan. 18	W	6-2	Vancouver
Oct. 21	L	2-8	Boston	Jan. 20	W	5-3	Philadelphia
Oct. 24	L	2-3	MONTREAL	Jan. 23	W	4-1	ST. LOUIS
Oct. 27	L	0-6	PHILADELPHIA	Jan. 26	L	0-2	LOS ANGELES
Oct. 28	W	7-2	NY Rangers	Jan. 27	L	5-6	Detroit
Oct. 31	T	1-1	Montreal	Jan. 30	L	2-4	NY RANGERS
Nov. 3	L	0-6	Toronto	Feb. 2	L	1-3	CHICAGO
Nov. 4	L	0-7	Philadelphia	Feb. 3	L	4-5	Boston
Nov. 7	T	1-1	NY ISLANDERS	Feb. 7	L	4-5	Philadelphia
Nov. 10	T	4-4	ATLANTA	Feb. 9	W	3-2	NY Islanders
Nov. 13	W	5-2	MINNESOTA	Feb. 10	L	3-5	Chicago
Nov. 15	L	3-5	St. Louis	Feb. 13	W	5-3	DETROIT
Nov. 17	L	1-4	CHICAGO	Feb. 16	W	7-3	CALIFORNIA
Nov. 18	L	0-7	NY Rangers	Feb. 20	T	1-1	ST. LOUIS
Nov. 21	W	5-4	VANCOUVER	Feb. 23	L	2-6	BOSTON
Nov. 22	W	4-2	Toronto	Feb. 24	W	4-2	Chicago
Nov. 24	L	2-5	MONTREAL	Feb. 27	W	4-1	LOS ANGELES
Nov. 28	L	3-4	TORONTO	Feb. 28	L	1-7	Montreal
Dec. 1	T	2-2	ATLANTA	Mar. 2	W	6-1	VANCOUVER
Dec. 2	L	1-2	Chicago	Mar. 5	W	2-1	NY ISLANDERS
Dec. 5	L	1-4	Los Angeles	Mar. 7	T	2-2	Toronto
Dec. 7	L	3-4	California	Mar. 9	W	7-5	St. Louis
Dec. 9	L	2-3	Vancouver	Mar. 10	L	4-5	MONTREAL
Dec. 12	W	9-1	CALIFORNIA	Mar. 13	L	1-5	Los Angeles
Dec. 15	L	0-2	DETROIT	Mar. 15	W	6-1	California
Dec. 16	W	2-1	Atlanta	Mar. 16	W	8-6	Vancouver
Dec. 20	L	5-6	Boston	Mar. 20	T	1-1	NY ISLANDERS
Dec. 22	L	1-4	NY RANGERS	Mar. 23	L	1-5	Minnesota
Dec. 23	L	2-3	Buffalo	Mar. 24	W	8-0	DETROIT
Dec. 26	T	2-2	Detroit	Mar. 27	L	3-5	MINNESOTA
Dec. 28	L	1-3	ST. LOUIS	Mar. 30	L	3-4	ST. LOUIS
Dec. 29	L	2-4	CHICAGO	Mar. 31	W	4-2	ATLANTA
Jan. 2	L	4-8	Minnesota	Apr. 2	L	2-3	NY Islanders
Jan. 3	L	1-6	Buffalo	Apr. 4	W	4-2	BUFFALO
Jan. 5	W	5-2	BUFFALO	Apr. 6	W	6-1	PHILADELPHIA
Jan. 9	L	4-6	TORONTO	Apr. 7	L	3-6	Atlanta

1974-75 PENGUINS REVIEW

SEASON HIGHLIGHTS

- Penguins select Pierre Larouche in the first round of the 1974 Amateur Draft.
- Penguins play in Norris Division, Prince of Wales Conference, following NHL realignment.
- Syl Apps is named MVP of All-Star Game at Montreal Forum. He is joined on the Prince of Wales squad by teammates Pierre Larouche and Jean Pronovost.
- Pens record the 200th franchise victory with a 6-1 win over Chicago on Jan. 29 at the Civic Arena.
- Ron Stackhouse records six assists on Mar. 8 vs. Philadelphia.
- Pierre Larouche leads all NHL rookie scorers with 68 points (31-37).
- Penguins set club record for wins (37) and points (89) in a season.
- Penguins squander 3-0 lead in playoffs to New York Islanders. It is only the second time in NHL history a team has rallied from a 3-0 deficit.

MAJOR TRADES

- Sept. 13, 1974 - Obtained Rick Kehoe from Toronto for Blaine Stoughton and a first round choice in the 1977 Amateur Draft.
- Nov. 4, 1974 - Obtained Barry Wilkins from Vancouver for Ab DeMarco.
- Dec. 14, 1974 - Obtained Lew Morrison from Washington for Ron Lalonde.
- Jan. 10, 1975 - Obtained Michel Plasse from Kansas City for Jean Guy Lagace and Denis Herron.

FINAL STATISTICS

SCORING

PLAYERS	GP	G	A	PTS	PIM
Ron Schock	80	23	63	86	36
Syl Apps	79	24	55	79	43
Jean Pronovost	78	43	32	75	37
Vic Hadfield	78	31	42	73	72
Pierre Larouche	79	31	37	68	52
Rick Kehoe	76	32	31	63	22
Lowell MacDonald	71	27	33	60	24
Ron Stackhouse	72	15	45	60	52
Chuck Aranson	78	26	32	58	32
Bob Kelly	69	27	24	51	120
Barry Wilkins	58	5	29	34	97
Pete Laframboise	80	10	23	33	30
Colin Campbell	59	4	15	19	172
Bob Paradise	78	3	15	18	109
Dennis Owchar	46	6	11	17	67
Dave Burrows	78	2	15	17	49
Lew Morrison	70	7	9	16	10
Bob McManama	40	5	9	14	6
Nelson Debenedet	31	6	3	9	11
Jean Guy Lagace	27	1	8	9	39
Kelly Pratt	22	0	6	6	15
Ab DeMarco	8	2	1	3	4
Ron Lalonde	24	0	3	3	0
Bob Stumpf	3	0	0	0	4
Michel Plasse	44	0	2	2	24
Gary Inness	57	0	2	2	2
Mario Faubert	10	1	0	1	6
Steve Durbano	1	0	1	1	10
Yves Bergeron	2	0	0	0	0
Wayne Bianchin	2	0	0	0	0
Denis Herron	3	0	0	0	0
Harvey Bennett	7	0	0	0	0
Bob Johnson	12	0	0	0	6
Bench					14

GOALTENDING

PLAYERS (W-L-T)	GP	MP	GA	SO	GAA
Gary Inness (24-18-10)	57	3122	161	2	3.09
Michel Plasse (9-5-4)	20	1094	73	0	4.00
Bob Johnson (3-4-1)	12	476	40	0	5.04
Denis Herron (1-1-0)	3	108	11	0	6.11
TOTALS (37-28-15)	80	4800	285	2	3.61

FINAL NORRIS DIVISION STANDINGS

TEAMS	GP	W	L	T	GF	GA	PTS
Montreal	80	47	14	19	374	225	113
Los Angeles	80	42	17	21	269	185	105
Pittsburgh	80	37	28	15	326	289	89
Detroit	80	23	45	12	259	335	58
Washington	80	8	67	5	181	446	21

GAME-BY-GAME RESULTS

DATE	W-L-T	SCORE	OPPONENT	DATE	W-L-T	SCORE	OPPONENT
Oct. 9	W	4-2	Minnesota	Jan. 11	W	6-3	CALIFORNIA
Oct. 12	W	7-2	DETROIT	Jan. 15	W	5-3	ATLANTA
Oct. 19	L	3-6	PHILADELPHIA	Jan. 18	T	4-4	BOSTON
Oct. 20	L	1-5	Atlanta	Jan. 19	W	3-2	Washington
Oct. 23	T	5-5	BOSTON	Jan. 22	W	7-5	CALIFORNIA
Oct. 26	L	4-5	NY RANGERS	Jan. 25	W	5-2	NY RANGERS
Oct. 29	L	0-2	Los Angeles	Jan. 26	L	2-7	Montreal
Nov. 1	L	4-7	Vancouver	Jan. 29	W	6-1	CHICAGO
Nov. 3	T	3-3	Chicago	Jan. 30	L	2-5	Detroit
Nov. 5	W	5-3	Kansas City	Feb. 1	T	4-4	St. Louis
Nov. 7	L	3-5	LOS ANGELES	Feb. 4	W	3-2	Vancouver
Nov. 9	W	5-2	CALIFORNIA	Feb. 5	W	3-2	Los Angeles
Nov. 10	L	3-8	Buffalo	Feb. 7	W	4-1	California
Nov. 13	W	8-2	NY ISLANDERS	Feb. 11	L	1-2	NY Islanders
Nov. 16	W	8-1	WASHINGTON	Feb. 12	T	3-3	BUFFALO
Nov. 17	W	6-0	Washington	Feb. 15	W	8-3	Toronto
Nov. 19	L	3-4	NY Islanders	Feb. 16	W	3-2	NY ISLANDERS
Nov. 20	W	8-5	Toronto	Feb. 19	T	2-2	LOS ANGELES
Nov. 23	T	0-0	LOS ANGELES	Feb. 22	W	3-2	ST. LOUIS
Nov. 24	L	5-7	NY Rangers	Feb. 23	L	1-3	DETROIT
Nov. 27	L	2-3	MONTREAL	Feb. 25	L	4-6	Boston
Nov. 30	T	5-5	BUFFALO	Feb. 26	W	3-1	WASHINGTON
Dec. 1	L	3-6	Buffalo	Mar. 1	W	7-3	VANCOUVER
Dec. 4	W	4-2	TORONTO	Mar. 2	W	8-6	NY Rangers
Dec. 7	L	2-5	Montreal	Mar. 5	T	4-4	Kansas City
Dec. 8	T	3-3	Boston	Mar. 8	W	8-2	PHILADELPHIA
Dec. 12	T	3-3	MONTREAL	Mar. 9	L	4-8	Buffalo
Dec. 14	W	6-3	CHICAGO	Mar. 12	W	5-3	BOSTON
Dec. 15	W	3-2	Detroit	Mar. 13	L	0-6	Philadelphia
Dec. 18	L	4-6	Toronto	Mar. 15	W	12-1	WASHINGTON
Dec. 19	T	4-4	KANSAS CITY	Mar. 16	W	6-3	KANSAS CITY
Dec. 21	L	7-8	Minnesota	Mar. 18	L	2-5	St. Louis
Dec. 22	L	0-4	Philadelphia	Mar. 19	T	3-3	Vancouver
Dec. 26	T	2-2	ST. LOUIS	Mar. 22	L	0-4	Los Angeles
Dec. 28	T	3-3	ATLANTA	Mar. 25	W	6-4	MONTREAL
Dec. 30	W	7-5	TORONTO	Mar. 29	W	4-2	Detroit
Jan. 2	W	6-3	MINNESOTA	Mar. 30	W	4-1	MINNESOTA
Jan. 4	W	4-3	VANCOUVER	Apr. 2	L	0-6	Montreal
Jan. 8	L	5-7	Chicago	Apr. 5	W	7-1	DETROIT
Jan. 10	T	3-3	Atlanta	Apr. 6	L	4-8	Washington

1975-76 PENGUINS REVIEW

SEASON HIGHLIGHTS

- Jean Pronovost scores a point in 16 consecutive games from Nov. 1 through Dec. 3.
- Penguins reel off an 11-game unbeaten streak (7-0-4) from Feb. 7 through Feb. 28.
- Penguins set club records with 339 goals for and 303 goals against.
- Pierre Larouche finishes fifth in the league scoring race with 53 goals and 58 assists for 111 points, a Penguins single-season record.
- Jean Pronovost finishes eighth (52-52-104) and Syl Apps finishes 10th (32-67-99) in league scoring, the first time three Penguins have finished in the top 10.



PIERRE LAROUCHE

MAJOR TRADES

- Dec. 16, 1975 - Obtained Stan Gilbertson from Washington for Harvey Bennett.
- Jan. 9, 1976 - Obtained Ed Gilbert, Simon Noel and a first round choice in the 1976 Amateur Draft from Kansas City Scouts for Steve Durbano, Chuck Arnason and a first round choice in 1976 Amateur Draft.
- Mar. 8, 1976 - Obtained Ed Van Impe and Bob Taylor from Philadelphia for Gary Inness and future considerations.

FINAL STATISTICS SCORING

PLAYERS	GP	G	A	PTS	PIM
Pierre Larouche	76	53	58	111	33
Jean Pronovost	80	52	52	104	24
Syl Apps	80	32	67	99	24
Rick Kehoe	71	29	47	76	6
Lowell MacDonald	69	30	43	73	12
Ron Stackhouse	80	11	60	71	76
Vic Hadfield	76	30	35	65	46
Ron Schock	80	18	44	62	28
Bob Kelly	77	25	30	55	149
Dave Burrows	80	7	22	29	51
Barry Wilkins	75	0	27	27	106
Stan Gilbertson	48	13	8	21	6
Simon Nolet	39	9	8	17	2
Colin Campbell	64	7	10	17	105
Dennis Owchar	54	5	12	17	19
Chuck Arnason	30	7	3	10	14
Lew Morrison	78	4	5	9	8
Mario Faubert	21	1	8	9	10
Steve Durbano	32	0	8	8	161
Harvey Bennett	25	3	3	6	53
Wayne Bianchin	14	1	5	6	4
Ed Van Impe	12	0	5	5	16
Bob McManama	12	1	2	3	4
Ed Gilbert	38	1	1	2	0
Jacques Cossette	7	0	2	2	9
Michel Plasse	56	0	2	2	18
Bob Taylor	2	0	0	0	0
Gordie Laxton	8	0	0	0	0
Bob Paradise	9	0	0	0	4
Gary Inness	23	0	0	0	2
Bench					14

GOALTENDING

PLAYERS (W-L-T)	GP	MP	GA	SO	GAA
Michel Plasse (24-19-10)	55	3096	178	2	3.45
Gary Inness (8-9-2)	23	1212	82	0	4.06
Gordie Laxton (3-4-0)	8	414	31	0	4.49
Bob Taylor (0-1-0)	2	78	7	0	5.38
TOTALS (35-33-12)	80	4800	298	2	3.79

FINAL NORRIS DIVISION STANDINGS

TEAMS	GP	W	L	T	GF	GA	PTS
Montreal	80	58	11	11	337	174	127
Los Angeles	80	38	33	9	263	265	85
Pittsburgh	80	35	33	12	339	303	82
Detroit	80	26	44	10	226	300	62
Washington	80	11	59	10	224	394	32


GAME-BY-GAME RESULTS

DATE	W-L-T	SCORE	OPPONENT	DATE	W-L-T	SCORE	OPPONENT
Oct. 7	W	4-2	Washington	Jan. 11	L	0-6	Buffalo
Oct. 11	W	7-5	WASHINGTON	Jan. 13	L	2-6	Boston
Oct. 15	W	8-4	Toronto	Jan. 15	L	1-4	Philadelphia
Oct. 18	W	6-1	DETROIT	Jan. 17	W	3-2	BUFFALO
Oct. 21	L	1-7	MONTREAL	Jan. 18	W	8-3	NY RANGERS
Oct. 25	T	4-4	PHILADELPHIA	Jan. 22	L	3-4	MONTREAL
Oct. 30	L	0-4	Los Angeles	Jan. 24	W	8-2	WASHINGTON
Nov. 1	L	3-7	Minnesota	Jan. 25	T	1-1	MINNESOTA
Nov. 2	L	2-7	Buffalo	Jan. 29	W	6-2	KANSAS CITY
Nov. 5	W	7-6	NY ISLANDERS	Jan. 31	T	4-4	Kansas City
Nov. 6	W	5-3	St. Louis	Feb. 1	W	7-1	TORONTO
Nov. 8	L	5-7	CHICAGO	Feb. 5	L	1-5	Boston
Nov. 9	L	4-6	Philadelphia	Feb. 7	W	7-3	Los Angeles
Nov. 12	T	6-6	Washington	Feb. 8	W	7-3	Vancouver
Nov. 13	L	4-5	MONTREAL	Feb. 11	T	4-4	California
Nov. 15	L	2-5	BUFFALO	Feb. 14	T	4-4	NY Islanders
Nov. 18	L	3-5	CALIFORNIA	Feb. 15	W	6-4	LOS ANGELES
Nov. 21	W	4-1	Atlanta	Feb. 17	W	6-1	KANSAS CITY
Nov. 22	W	6-3	LOS ANGELES	Feb. 19	W	7-5	TORONTO
Nov. 26	W	5-2	DETROIT	Feb. 21	W	10-1	CHICAGO
Nov. 29	W	8-3	NY RANGERS	Feb. 22	T	2-2	Detroit
Nov. 30	L	2-4	Boston	Feb. 25	T	3-3	ATLANTA
Dec. 3	T	3-3	Chicago	Feb. 28	W	5-4	VANCOUVER
Dec. 4	L	1-6	NY Islanders	Feb. 29	L	3-5	ST LOUIS
Dec. 7	W	6-3	TORONTO	Mar. 2	W	6-2	Minnesota
Dec. 9	L	2-3	Kansas City	Mar. 6	W	5-0	MINNESOTA
Dec. 10	L	2-3	Detroit	Mar. 7	L	3-5	NY ISLANDERS
Dec. 13	T	4-4	BOSTON	Mar. 10	L	6-7	BUFFALO
Dec. 14	L	4-7	Montreal	Mar. 13	W	4-2	CALIFORNIA
Dec. 17	W	9-2	California	Mar. 14	W	7-1	ST LOUIS
Dec. 19	L	1-5	Vancouver	Mar. 16	L	4-5	Montreal
Dec. 20	W	5-1	Los Angeles	Mar. 19	W	7-3	Washington
Dec. 23	L	3-4	NY Rangers	Mar. 21	W	4-3	NY Rangers
Dec. 26	L	3-4	Atlanta	Mar. 24	T	5-5	BOSTON
Dec. 27	W	3-2	ATLANTA	Mar. 25	L	2-5	St. Louis
Dec. 31	W	5-1	LOS ANGELES	Mar. 28	W	3-0	DETROIT
Jan. 3	L	4-8	PHILADELPHIA	Mar. 29	L	4-5	Toronto
Jan. 4	L	3-5	Chicago	Mar. 31	L	4-7	Montreal
Jan. 7	L	1-4	California	Apr. 3	L	4-5	WASHINGTON
Jan. 10	T	3-3	VANCOUVER	Apr. 4	W	6-5	Detroit

1976-77 PENGUINS REVIEW

SEASON HIGHLIGHTS

- Pierre Larouche records his fourth career hat trick on Feb. 19 at Toronto in a 6-6 tie.
- Dunc Wilson and Denis Herron combine for 52 saves in a 7-3 loss to Atlanta on Mar. 15.
- Wayne Bianchin and Atlanta's Guy Chouinard score goals four seconds apart on Mar. 15 to set an NHL record.
- Lost to Toronto in the preliminary round of the playoffs, two games to one.



DENIS HERRON

MAJOR TRADES

- Aug. 11, 1976 - Obtained Don Awrey from Montreal for a third round choice in the 1978 Amateur Draft and future considerations.
- Oct. 8, 1976 - Obtained Dunc Wilson from New York Rangers for cash and other considerations.
- Oct. 18, 1976 - Obtained Mike Corrigan from Los Angeles for a fifth round choice in the 1977 Amateur Draft.

FINAL STATISTICS

PLAYERS	SCORING				
	GP	G	A	PTS	PIM
Jean Pronovost	79	33	31	64	24
Pierre Larouche	65	29	34	63	14
Syl Apps	72	18	43	61	20
Rick Kehoe	80	30	27	57	10
Ron Schock	80	17	32	49	10
Mike Corrigan	73	14	27	41	36
Ron Stackhouse	80	7	34	41	72
Greg Malone	66	18	19	37	43
Blair Chapman	80	14	23	37	16
Wayne Bianchin	79	28	6	34	28
Bob Kelly	74	10	21	31	115
Dennis Owchar	46	5	18	23	37
Stan Gilbertson	67	6	9	15	13
Mario Faubert	47	2	11	13	32
Russ Anderson	66	2	11	13	81
Don Awrey	79	1	12	13	40
Dave Burrows	69	3	6	9	29
Lew Morrison	76	2	1	3	0
Ed Van Impe	10	0	3	3	6
Lowell MacDonald	3	1	1	2	0
Vic Hadfield	9	0	2	2	0
Tom Price	7	0	2	2	4
Denis Herron	34	0	1	1	4
Dunc Wilson	45	0	1	1	21
Yves Bergeron	1	0	0	0	0
Steve Lyon	3	0	0	0	2
Gordie Laxton	6	0	0	0	0
Ed Gilbert	7	0	0	0	0
Bench					12

FINAL NORRIS DIVISION STANDINGS

TEAMS	GP	W	L	T	GF	GA	PTS
Montreal	80	60	8	12	387	171	132
Los Angeles	80	34	31	15	271	241	83
Pittsburgh	80	34	33	13	240	252	81
Washington	80	24	42	14	221	307	62
Detroit	80	16	55	9	183	309	41

GAME-BY-GAME RESULTS

DATE	W-L-T	SCORE	OPPONENT	DATE	W-L-T	SCORE	OPPONENT
Oct. 6	W	9-5	VANCOUVER	Jan. 8	W	4-2	CHICAGO
Oct. 7	L	1-10	Montreal	Jan. 11	L	0-2	TORONTO
Oct. 9	L	4-7	LOS ANGELES	Jan. 15	W	5-2	BUFFALO
Oct. 13	L	1-4	Chicago	Jan. 16	L	5-6	ATLANTA
Oct. 15	L	1-2	Atlanta	Jan. 19	W	3-0	Vancouver
Oct. 16	W	4-3	DETROIT	Jan. 20	L	3-5	Los Angeles
Oct. 20	T	4-4	Toronto	Jan. 22	W	3-2	NY ISLANDERS
Oct. 23	L	1-9	MONTREAL	Jan. 27	W	3-0	NY Rangers
Oct. 24	T	3-3	ATLANTA	Jan. 29	L	2-5	PHILADELPHIA
Oct. 27	T	4-4	Buffalo	Jan. 30	W	5-2	BOSTON
Oct. 28	L	0-3	Philadelphia	Feb. 2	W	5-2	MINNESOTA
Oct. 30	T	2-2	NY RANGERS	Feb. 3	T	0-0	Cleveland
Nov. 2	W	7-1	LOS ANGELES	Feb. 5	W	3-1	DETROIT
Nov. 5	W	4-1	Colorado	Feb. 6	L	2-5	Colorado
Nov. 7	T	2-2	Cleveland	Feb. 8	L	3-6	St. Louis
Nov. 10	L	2-3	Minnesota	Feb. 11	L	2-3	Vancouver
Nov. 13	W	1-0	PHILADELPHIA	Feb. 12	W	3-2	Los Angeles
Nov. 14	W	5-1	NY Rangers	Feb. 16	T	4-4	MONTREAL
Nov. 20	L	2-5	COLORADO	Feb. 19	T	6-6	Toronto
Nov. 21	W	5-0	CHICAGO	Feb. 20	W	4-1	CLEVELAND
Nov. 24	L	0-4	BOSTON	Feb. 22	L	1-3	WASHINGTON
Nov. 26	W	3-1	Cleveland	Feb. 24	L	2-3	Detroit
Nov. 27	L	1-3	NY ISLANDERS	Feb. 26	W	2-1	WASHINGTON
Nov. 30	L	4-6	Washington	Feb. 27	T	2-2	BOSTON
Dec. 2	W	4-2	NY Islanders	Mar. 2	L	0-5	LOS ANGELES
Dec. 4	L	1-3	Montreal	Mar. 3	L	1-5	Montreal
Dec. 7	W	6-2	MINNESOTA	Mar. 5	T	3-3	Los Angeles
Dec. 9	W	2-1	Buffalo	Mar. 6	W	2-1	St. Louis
Dec. 11	L	3-6	NY Islanders	Mar. 9	W	3-0	COLORADO
Dec. 12	W	5-3	ST. LOUIS	Mar. 12	W	3-2	BUFFALO
Dec. 16	W	5-4	CLEVELAND	Mar. 22	L	0-3	Philadelphia
Dec. 18	L	3-5	WASHINGTON	Mar. 15	L	3-7	Atlanta
Dec. 19	L	3-6	Boston	Mar. 16	W	7-3	ST. LOUIS
Dec. 22	W	5-2	Toronto	Mar. 19	L	2-5	NY RANGERS
Dec. 23	L	2-5	Detroit	Mar. 20	L	2-3	Chicago
Dec. 26	W	4-2	TORONTO	Mar. 22	W	4-2	Minnesota
Dec. 29	T	3-3	MONTREAL	Mar. 27	L	0-3	Boston
Jan. 1	W	6-3	BUFFALO	Mar. 30	L	0-4	WASHINGTON
Jan. 4	T	2-2	VANCOUVER	Apr. 2	W	4-3	Detroit
Jan. 6	T	3-3	Washington	Apr. 3	W	4-2	DETROIT

GOALTENDING

PLAYERS (W-L-T)	GP	MP	GA	SO	GAA
Denis Herron (15-11-5)	34	1920	94	1	2.94
Dunc Wilson (18-19-8)	45	2627	129	5	2.95
Gordie Laxton (1-3-0)	6	253	26	0	6.17
TOTALS (34-33-13)	80	4800	252	6	3.15

1977-78 PENGUINS REVIEW

SEASON HIGHLIGHTS

- Johnny Wilson is named head coach on June 13.
- Pete Mahovlich scores a hat trick in his first game as a Penguin in a 6-4 win over Detroit on Nov. 30.
- Jean Pronovost scores goals in seven consecutive games from Jan. 2 through Jan. 14.
- Dave Schultz sets a Penguins record for penalty minutes in one season with 378.
- Edward J. DeBartolo takes control of the Penguins on April 5.



PETE MAHOVLICH

MAJOR TRADES

- Sept. 20, 1977 - Obtained Brian Spencer from Buffalo for Ron Schock.
- Oct. 1, 1977 - Obtained Bob Paradise from Washington for rights to Don Awrey.
- Nov. 2, 1977 - Obtained Gene Carr, Dave Schultz and a fourth round choice in the 1978 Amateur Draft from Los Angeles for Syl Apps and Hartland Monahan.
- Nov. 29, 1977 - Obtained Peter Lee and Pete Mahovlich from Montreal for Pierre Larouche and the rights to Peter Marsh.
- Mar. 14, 1978 - Signed Derek Sanderson as a free agent.

FINAL STATISTICS

SCORING

PLAYERS	GP	G	A	PTS	PIM
Jean Pronovost	79	40	25	65	50
Pete Mahovlich	57	25	36	61	37
Greg Malone	78	18	43	61	80
Gene Carr	70	17	37	54	76
Rick Kehoe	70	29	21	50	10
Blair Chapman	75	24	20	44	37
Tom Edur	58	5	38	43	18
Dave Schultz	66	9	25	34	378
Wayne Bianchin	61	20	13	33	40
Brian Spencer	79	9	11	20	81
Mike Corrigan	25	8	12	20	10
Ron Stackhouse	50	5	15	20	36
Dave Burrows	67	4	15	19	24
Peter Lee	60	5	13	18	19
Russ Anderson	74	2	16	18	150
Lowell MacDonald	19	5	8	13	2
John Flesch	29	7	5	12	19
Bob Paradise	64	2	10	12	53
Pierre Larouche	20	6	5	11	0
Dennis Owchar	22	2	8	10	23
Colin Campbell	55	1	9	10	103
Tom Cassidy	26	3	4	7	15
Syl Apps	9	0	7	7	0
Jim Hamilton	25	2	4	6	2
Mario Faubert	18	0	6	6	11
Derek Sanderson	13	3	1	4	0
Jacques Cossette	19	1	2	3	4
Hartland Monahan	7	2	0	2	2
Lew Morrison	8	0	2	2	0
Dunc Wilson	21	0	1	1	0
Dennis Herron	60	0	1	1	6
Greg Redquest	1	0	0	0	0
Kim Davis	1	0	0	0	0
Gordie Laxton	2	0	0	0	0
Tom Price	10	0	0	0	0
Bench					14

GOALTENDING

PLAYERS (W-L-T)	GP	MP	GA	SO	GAA
Denis Herron (20-25-15)	60	3534	210	0	3.57
Dunc Wilson (5-11-3)	21	1180	95	0	4.83
Gordie Laxton (0-1-0)	2	73	9	0	7.40
Greg Redquest (0-0-0)	1	13	3	0	13.85
TOTALS (25-37-18)	80	4800	317	0	4.01

FINAL NORRIS DIVISION STANDINGS

TEAMS	GP	W	L	T	GF	GA	PTS
Montreal	80	59	10	11	359	183	129
Detroit	80	32	34	14	252	266	78
Los Angeles	80	31	34	15	243	245	77
Pittsburgh	80	25	37	18	254	321	68
Washington	80	17	49	14	195	321	48

GAME-BY-GAME RESULTS

DATE	W-L-T	SCORE	OPPONENT	DATE	W-L-T	SCORE	OPPONENT
Oct. 12	W	4-2	ST. LOUIS	Jan. 11	L	6-8	MONTREAL
Oct. 14	L	1-2	Washington	Jan. 12	T	4-4	Philadelphia
Oct. 15	L	2-8	PHILADELPHIA	Jan. 14	W	4-2	CLEVELAND
Oct. 19	T	3-3	NY Rangers	Jan. 18	L	0-1	Atlanta
Oct. 20	L	0-11	Philadelphia	Jan. 21	L	2-5	WASHINGTON
Oct. 22	W	5-2	ATLANTA	Jan. 22	W	3-1	NY RANGERS
Oct. 23	W	3-2	Cleveland	Jan. 28	T	3-3	BUFFALO
Oct. 26	L	3-4	DETROIT	Jan. 29	L	2-8	Boston
Oct. 29	L	3-5	BOSTON	Jan. 31	W	5-3	Detroit
Nov. 2	L	1-3	Detroit	Feb. 1	W	6-1	MINNESOTA
Nov. 4	L	2-5	Atlanta	Feb. 4	L	1-8	BOSTON
Nov. 5	L	3-4	NY Islanders	Feb. 7	W	2	Colorado
Nov. 9	W	5-3	CLEVELAND	Feb. 11	T	3-3	Los Angeles
Nov. 12	W	7-4	CHICAGO	Feb. 14	W	2-1	CHICAGO
Nov. 13	T	3-3	Buffalo	Feb. 18	T	1-1	LOS ANGELES
Nov. 16	L	4-7	Minnesota	Feb. 19	T	2-2	Chicago
Nov. 19	T	5-5	NY RANGERS	Feb. 21	W	5-4	ST. LOUIS
Nov. 22	T	3-3	Vancouver	Feb. 22	L	2	ST. LOUIS
Nov. 24	L	3-5	Los Angeles	Feb. 25	L	1-3	PHILADELPHIA
Nov. 26	W	5-2	NY ISLANDERS	Feb. 26	T	4-4	Buffalo
Nov. 29	L	1-9	Montreal	Mar. 1	L	2-5	MONTREAL
Nov. 30	W	6-4	DETROIT	Mar. 4	L	3-6	NY Islanders
Dec. 3	T	4-4	BUFFALO	Mar. 5	T	3-3	NY ISLANDERS
Dec. 4	W	4-2	Washington	Mar. 8	W	5-3	COLORADO
Dec. 6	T	3-3	Colorado	Mar. 11	L	1-3	VANCOUVER
Dec. 8	L	3-5	LOS ANGELES	Mar. 12	L	1-7	TORONTO
Dec. 10	L	2-6	Boston	Mar. 14	L	2-4	Los Angeles
Dec. 11	L	1-5	ATLANTA	Mar. 15	L	4-7	Vancouver
Dec. 14	L	2-3	St. Louis	Mar. 18	W	3-2	Toronto
Dec. 17	W	5-3	MONTREAL	Mar. 19	L	1-9	TORONTO
Dec. 22	T	3-3	Buffalo	Mar. 21	L	1-7	Minnesota
Dec. 23	L	2-6	TORONTO	Mar. 22	L	2-5	COLORADO
Dec. 26	W	5-4	Toronto	Mar. 25	T	2-2	DETROIT
Dec. 28	T	2-2	WASHINGTON	Mar. 29	L	2-6	Montreal
Dec. 29	L	3-4	Montreal	Mar. 30	L	3-6	Boston
Dec. 31	W	6-3	CLEVELAND	Apr. 2	W	6-3	TORONTO
Jan. 2	L	2-3	Washington	Apr. 5	W	7-2	MINNESOTA
Jan. 4	W	8-3	VANCOUVER	Apr. 6	L	4-6	Detroit
Jan. 7	T	3-3	LOS ANGELES	Apr. 8	L	4-6	WASHINGTON
Jan. 9	W	5-3	NY Rangers	Apr. 9	W	3-2	Cleveland

1978-79 PENGUINS REVIEW

SEASON HIGHLIGHTS

- Montreal hands the Penguins a 12-0 loss on Feb. 22 to set a franchise mark for the greatest margin of defeat.
- Penguins reel off a seven-game unbeaten streak (5-0-2) from Mar. 13 through Mar. 27.
- Penguins set a season record with 34 road points (13 wins, 8 ties).
- George Ferguson scores in overtime to eliminate Buffalo in the preliminary round of the playoffs, two games to one.
- Boston sweeps Pittsburgh, 4-0 in the Quarterfinals.



PETER LEE

MAJOR TRADES

- June 13, 1978 - Obtained Randy Carlyle and George Ferguson from Toronto for Dave Burrows.
- June 14, 1978 - Obtained Tom Bladon, Orest Kindrachuk and Ross Lonsberry from Philadelphia for a first round choice in the 1978 Amateur Draft.
- Sept. 6, 1978 - Obtained Gregg Sheppard from Boston in a three-way deal, with Pittsburgh sending Jean Pronovost to Atlanta and Atlanta sending Dick Redmond to Boston.
- Oct. 18, 1978 - Obtained Rod Schutt from Montreal for a first round choice in the 1981 Amateur Draft.
- Feb. 6, 1979 - Obtained Gary McAdam from Buffalo for Dave Schultz.

FINAL STATISTICS

SCORING

PLAYERS	GP	G	A	PTS	PIM
Greg Malone	80	35	30	65	52
Orest Kindrachuk	79	18	42	60	84
Peter Lee	80	32	26	58	24
Peter Mahovich	60	14	39	53	39
George Ferguson	80	21	29	50	37
Randy Carlyle	70	13	34	47	78
Ross Lonsberry	80	24	22	46	38
Rick Kehoe	57	27	18	45	2
Rod Schutt	74	24	21	45	33
Ron Stackhouse	75	10	33	43	54
Gregg Sheppard	60	15	22	37	9
Dale Tallon	63	5	24	29	35
Tom Bladon	78	4	23	27	64
Gary McAdam	68	11	14	25	15
Colin Campbell	65	2	18	20	137
Blair Chapman	71	10	8	18	18
Russ Anderson	72	3	13	16	93
Wayne Bianchin	40	7	4	11	20
Jacques Cossette	38	7	2	9	16
Kim Davis	1	1	0	1	0
Bob Paradise	14	0	1	1	4
Gordon Laxton	1	0	0	0	0
Jim Hamilton	2	0	0	0	0
Tom Price	2	0	0	0	4
Lex Hudson	2	0	0	0	0
Mike Meeker	4	0	0	0	5
Brian Spencer	7	0	0	0	0
Greg Millen	28	0	0	0	0
Denis Herron	56	0	2	2	18
Bench					16

GOALTEENDING

PLAYERS (W-L-T)	GP	MP	GA	SO	GAA
Denis Herron (22-19-12)	56	3208	180	0	3.37
Greg Millen (14-11-1)	28	1532	86	2	3.37
Gordon Laxton (0-1-0)	1	60	8	0	8.00
TOTALS (36-31-13)	80	4800	279	2	3.49

FINAL NORRIS DIVISION

STANDINGS

TEAMS	GP	W	L	T	GF	GA	PTS
Montreal	80	52	17	11	337	204	115
Pittsburgh	80	36	31	13	281	279	85
Los Angeles	80	34	34	12	292	286	80
Washington	80	24	41	15	273	338	63
Detroit	80	23	41	16	252	295	62


GAME-BY-GAME RESULTS

DATE	W-L-T	SCORE	OPPONENT	DATE	W-L-T	SCORE	OPPONENT
Oct. 11	L	2-3	TORONTO	Jan. 10	W	3-2	MONTREAL
Oct. 12	L	2-8	Boston	Jan. 13	W	5-3	BOSTON
Oct. 14	T	4-4	BOSTON	Jan. 14	W	5-4	Buffalo
Oct. 18	L	3-5	NY ISLANDERS	Jan. 16	W	5-0	MINNESOTA
Oct. 19	L	1-3	Philadelphia	Jan. 17	L	1-4	Detroit
Oct. 21	W	5-1	WASHINGTON	Jan. 20	L	2-5	WASHINGTON
Oct. 25	T	6-6	ST. LOUIS	Jan. 24	L	1-4	Los Angeles
Oct. 28	L	2-4	ATLANTA	Jan. 25	L	3-5	Colorado
Oct. 29	L	2-3	NY RANGERS	Jan. 27	W	3-3	LOS ANGELES
Nov. 1	L	4-6	Washington	Jan. 31	L	1-4	MONTREAL
Nov. 3	L	0-2	Atlanta	Feb. 3	W	4-2	Detroit
Nov. 4	W	7-3	DETROIT	Feb. 4	L	3-8	Detroit
Nov. 8	W	6-3	COLORADO	Feb. 15	W	6-5	MINNESOTA
Nov. 9	T	4-4	Buffalo	Feb. 17	W	6-3	BUFFALO
Nov. 11	L	1-2	NY RANGERS	Feb. 18	L	2-6	Detroit
Nov. 16	W	6-3	Vancouver	Feb. 21	W	3-1	MONTREAL
Nov. 18	W	3-1	Los Angeles	Feb. 22	L	0-12	Montreal
Nov. 22	L	2-3	MONTREAL	Feb. 24	W	5-1	CHICAGO
Nov. 23	L	4-8	Montreal	Feb. 25	T	2-2	Chicago
Nov. 25	L	1-3	PHILADELPHIA	Feb. 28	W	5-3	COLORADO
Nov. 26	L	2-8	Toronto	Mar. 3	L	4-8	St Louis
Nov. 29	W	5-3	WASHINGTON	Mar. 4	W	7-2	Colorado
Dec. 1	W	7-4	Washington	Mar. 7	L	0-4	LOS ANGELES
Dec. 2	W	5-2	CHICAGO	Mar. 10	W	3-2	PHILADELPHIA
Dec. 5	T	3-3	NY Islanders	Mar. 11	L	0-4	Toronto
Dec. 6	W	6-4	TORONTO	Mar. 13	W	9-3	Vancouver
Dec. 8	T	3-3	Montreal	Mar. 14	T	3-3	Los Angeles
Dec. 9	T	4-4	BUFFALO	Mar. 17	W	5-2	Washington
Dec. 13	W	3-0	ST. LOUIS	Mar. 18	W	5-1	NY Rangers
Dec. 14	L	1-2	Philadelphia	Mar. 21	T	2-2	WASHINGTON
Dec. 16	W	6-5	VANCOUVER	Mar. 22	W	3-1	Boston
Dec. 17	T	3-3	Chicago	Mar. 23	W	3-3	NY Islanders
Dec. 21	W	4-1	Los Angeles	Mar. 25	T	2-2	NY ISLANDERS
Dec. 23	L	3-5	Minnesota	Mar. 27	W	5-1	Minnesota
Dec. 27	W	5-2	LOS ANGELES	Mar. 28	W	7-1	NY RANGERS
Dec. 30	W	3-1	DETROIT	Mar. 31	L	3-5	Montreal
Dec. 31	W	5-4	Detroit	Apr. 1	L	2-7	ATLANTA
Jan. 3	L	3-5	VANCOUVER	Apr. 3	W	3-2	StLouis
Jan. 5	T	3-3	Atlanta	Apr. 7	W	4-3	DETROIT
Jan. 6	L	3-4	LOS ANGELES	Apr. 8	L	2-5	Washington

1979-80 PENGUINS REVIEW

SEASON HIGHLIGHTS

- Greg Malone records six assists vs. Quebec on Nov. 28.
- Penguins wear black and gold uniforms for the first time vs. St. Louis on Jan. 30.
- Penguins defeat the New York Islanders, 4-3, on Jan. 3 to gain first place in the Norris Division for the first time in club history.
- Olympian Mark Johnson makes his Penguins debut on Mar. 2 vs. NY Islanders and scores his first NHL goal on Mar. 23 vs. Winnipeg.



GREG MILLEN

MAJOR TRADES

- Aug. 3, 1979 - Obtained Nick Libett from Detroit for Pete Mahovich.
- Aug. 30, 1979 - Obtained Rob Holland and Pat Hughes from Montreal for Denis Herron and a second round choice in the 1982 Entry Draft.
- Nov. 13, 1979 - Obtained Bob Stewart from St. Louis for Blair Chapman.

FINAL STATISTICS SCORING

PLAYERS	GP	G	A	PTS	PIM
Rick Kehoe	79	30	30	60	4
Greg Malone	51	19	32	51	46
George Ferguson	73	21	28	49	36
Orest Kindrachuk	52	17	29	46	63
Peter Lee	74	16	29	45	20
Gary McAdam	78	19	22	41	63
Rod Schutt	73	18	21	39	43
Gregg Sheppard	76	13	24	37	20
Randy Carlyle	67	8	28	36	45
Ross Lonsberry	76	15	18	33	36
Ron Stackhouse	78	6	27	33	36
Pat Hughes	76	18	14	32	78
Russ Anderson	76	5	22	27	150
Nick Libett	78	14	12	26	14
Paul Marshall	46	9	12	21	9
Mario Faubert	49	5	13	18	31
Dale Tallon	32	5	9	14	18
Bob Stewart	75	3	8	11	56
Kim Davis	24	3	7	10	43
Mark Johnson	17	3	5	8	4
Tom Bladon	57	2	6	8	35
Greg Millen	44	0	3	3	14
Kim Clackson	46	0	3	3	166
Jim Hamilton	10	2	0	2	0
Rob Holland	34	0	0	0	2
Bench					10

GOALTENDING

PLAYERS (W-L-T)	GP	MP	GA	SO	GAA
Nick Ricci (2-2-0)	4	240	14	0	3.50
Greg Millen (18-18-7)	44	2586	157	2	3.64
Rob Holland (10-17-6)	34	1974	126	1	3.83
TOTALS (30-37-13)	80	4800	297	3	3.79

FINAL NORRIS DIVISION STANDINGS

TEAMS	GP	W	L	T	GF	GA	PTS
Montreal	80	47	20	13	328	240	107
Los Angeles	80	30	36	14	290	313	74
Pittsburgh	80	30	37	13	251	303	73
Hartford	80	27	34	19	303	312	73
Detroit	80	26	43	11	268	306	63


GAME-BY-GAME RESULTS

DATE	W-L-T	SCORE	OPPONENT	DATE	W-L-T	SCORE	OPPONENT
Oct. 10	W	4-2	WINNIPEG	Jan. 9	W	4-2	VANCOUVER
Oct. 13	T	3-3	HARTFORD	Jan. 12	L	2-3	CHICAGO
Oct. 14	W	4-1	Boston	Jan. 16	W	6-4	TORONTO
Oct. 17	L	4-5	LOS ANGELES	Jan. 17	L	1-7	Hartford
Oct. 20	W	5-1	WASHINGTON	Jan. 19	L	2-5	EDMONTON
Oct. 21	L	3-6	NY Rangers	Jan. 23	L	3-4	Edmonton
Oct. 24	L	3-7	Buffalo	Jan. 24	L	1-4	Colorado
Oct. 25	L	5-8	Montreal	Jan. 26	L	4-6	BOSTON
Oct. 31	W	4-2	COLORADO	Jan. 27	W	5-3	Boston
Nov. 3	T	3-3	ATLANTA	Jan. 30	L	3-4	ST LOUIS
Nov. 7	T	3-3	MONTREAL	Jan. 31	L	3-4	Detroit
Nov. 10	L	1-6	BOSTON	Feb. 2	L	0-4	PHILADELPHIA
Nov. 11	W	4-1	NY Rangers	Feb. 7	L	0-9	Buffalo
Nov. 15	T	3-3	Los Angeles	Feb. 9	L	2-5	MINNESOTA
Nov. 16	L	2-5	Vancouver	Feb. 10	L	2-3	Chicago
Nov. 18	W	3-2	Winnipeg	Feb. 13	W	4-2	Toronto
Nov. 21	W	5-2	ST LOUIS	Feb. 16	L	1-8	Montreal
Nov. 23	L	1-4	Atlanta	Feb. 17	L	5-6	Philadelphia
Nov. 24	W	5-3	NY RANGERS	Feb. 20	W	7-5	DETROIT
Nov. 28	W	7-2	QUEBEC	Feb. 23	W	2-1	QUEBEC
Nov. 30	L	5-7	Hartford	Feb. 24	L	0-2	Quebec
Dec. 1	W	5-4	COLORADO	Feb. 27	W	3-2	WINNIPEG
Dec. 5	T	3-3	VANCOUVER	Mar. 2	T	0-0	NY ISLANDERS
Dec. 7	W	5-3	Washington	Mar. 3	L	1-5	St Louis
Dec. 8	T	3-3	CHICAGO	Mar. 5	L	3-5	TORONTO
Dec. 11	T	3-3	St Louis	Mar. 8	W	5-4	EDMONTON
Dec. 12	T	3-3	NY ISLANDERS	Mar. 9	L	2-6	Detroit
Dec. 15	T	3-3	NY Islanders	Mar. 11	L	3-4	PHILADELPHIA
Dec. 16	L	1-4	Quebec	Mar. 12	W	4-2	LOS ANGELES
Dec. 19	T	0-0	Chicago	Mar. 15	W	5-2	MINNESOTA
Dec. 20	T	1-1	Philadelphia	Mar. 18	L	3-4	Minnesota
Dec. 22	L	3-4	NY RANGERS	Mar. 21	L	2-9	Edmonton
Dec. 28	W	6-4	DETROIT	Mar. 23	W	4-2	Winnipeg
Dec. 28	W	4-2	Atlanta	Mar. 25	W	4-2	Vancouver
Dec. 29	W	3-2	ATLANTA	Mar. 27	T	2-2	Los Angeles
Dec. 31	L	2-4	Minnesota	Mar. 28	L	0-5	Colorado
Jan. 2	W	5-3	MONTREAL	Mar. 30	W	4-0	WASHINGTON
Jan. 3	W	4-3	NY Islanders	Apr. 1	L	2-6	Washington
Jan. 5	L	4-5	BUFFALO	Apr. 2	W	6-4	HARTFORD
Jan. 7	L	5-9	Toronto	Apr. 5	L	1-9	BUFFALO

1980-81 PENGUINS REVIEW

SEASON HIGHLIGHTS

- Ed Johnston is named head coach of the Penguins on July 15.
- Paul Gardner scores four goals vs. Philadelphia on Dec. 13, becoming the first player in Penguins history to accomplish this feat.
- Penguins set a franchise record with six consecutive victories from Feb. 22 to Mar. 4.
- Rick Kehoe's 55 goals set a single-season franchise record.
- St. Louis' Mike Crombeen scores at 5:16 of the second OT to give St. Louis a 4-3 win in the deciding game of the preliminary playoff round.
- Randy Carlyle is named First Team All-Star.



RICK KEHOE

- Rick Kehoe wins the Lady Byng Trophy and Randy Carlyle wins the James Norris Trophy.

MAJOR TRADES

- Nov. 18, 1980 - Obtained Paul Gardner and Dave Burrows from Toronto for Paul Marshall and Kim Davis.
- Jan. 2, 1981 - Obtained Gary Rissling from Washington for a fifth round choice in the 1981 Entry Draft.
- Mar. 10, 1981 - Obtained Pat Price from Edmonton for Pat Hughes.

FINAL STATISTICS

SCORING

PLAYERS	GP	G	A	PTS	PIM
Rick Kehoe	80	55	33	88	6
Randy Carlyle	76	16	67	83	136
Paul Gardner	62	34	40	74	59
Peter Lee	80	30	34	64	86
Rod Schutt	80	25	35	60	55
Mario Faubert	72	8	44	52	118
Greg Malone	62	21	29	50	68
Ross Lonsberry	80	17	33	50	76
George Ferguson	79	25	18	43	42
Pat Price	72	8	34	42	226
Errol Thompson	73	20	20	40	64
Ron Stackhouse	74	6	29	35	86
Mark Johnson	73	10	23	33	50
Gregg Sheppard	47	11	17	28	49
Pat Hughes	58	10	9	19	161
Paul Baxter	51	5	14	19	204
Russ Anderson	34	3	14	17	112
Nick Libett	44	6	6	12	4
Orest Kindrachuk	13	3	9	12	34
Gary McAdam	34	3	9	12	30
Marc Chorney	8	1	6	7	14
Jim Hamilton	20	1	6	7	18
Paul Marshall	13	3	0	3	4
Mike Bullard	15	1	2	3	19
Dave Burrows	59	0	2	2	20
Greg Millen	63	3	2	2	6
Kim Davis	8	1	0	1	4
Gary Rissling	26	1	0	1	143
Bennett Wolf	24	0	1	1	94
Gilles Lupien	31	0	1	1	34
Tony Feltrin	2	0	0	0	0
Nick Ricci	9	0	0	0	2
Rob Holland	10	0	0	0	0

GOALTENDING

PLAYERS (W-L-T)	GP	MP	GAA	SO	GAA
Nick Ricci (4-5-0)	9	540	35	0	3.89
Greg Millen (25-27-10)	63	3721	258	0	4.16
Rick Holland (1-5-3)	10	539	45	0	5.01
TOTALS (30-37-13)	80	4800	338	0	4.31

FINAL NORRIS DIVISION STANDINGS

TEAMS	GP	W	L	T	GF	GA	PTS
Montreal	80	45	22	13	332	232	103
Los Angeles	80	43	24	13	337	290	99
Pittsburgh	80	30	37	13	302	345	73
Hartford	80	21	41	18	292	372	60
Detroit	80	19	43	18	252	339	56


GAME-BY-GAME RESULTS

DATE	W-L-T	SCORE	OPPONENT	DATE	W-L-T	SCORE	OPPONENT
Oct. 9	L	4-7	Philadelphia	Jan. 8	L	2-4	Montreal
Oct. 11	W	5-4	WINNIPEG	Jan. 10	L	3-5	CHICAGO
Oct. 12	W	6-3	NY Rangers	Jan. 13	L	3-6	NY Islanders
Oct. 15	L	2-5	HARTFORD	Jan. 14	W	6-3	ST. LOUIS
Oct. 18	L	2-4	BUFFALO	Jan. 17	W	5-4	LOS ANGELES
Oct. 21	L	5-8	Toronto	Jan. 21	L	0-5	PHILADELPHIA
Oct. 22	W	9-3	ST. LOUIS	Jan. 24	W	4-3	CALGARY
Oct. 25	L	2-8	CALGARY	Jan. 27	L	1-7	St. Louis
Oct. 29	T	1-1	Buffalo	Jan. 28	W	3-1	MINNESOTA
Oct. 31	W	6-5	Winnipeg	Jan. 31	T	4-4	WASHINGTON
Nov. 1	L	3-6	Minnesota	Feb. 2	L	4-8	Chicago
Nov. 3	T	4-4	Edmonton	Feb. 4	W	3-2	Winnipeg
Nov. 5	L	1-2	TORONTO	Feb. 6	L	4-6	Colorado
Nov. 8	W	5-3	DETROIT	Feb. 7	L	4-5	Calgary
Nov. 9	L	4-7	Boston	Feb. 12	W	5-3	NY ISLANDERS
Nov. 12	L	1-3	WASHINGTON	Feb. 14	T	2-2	VANCOUVER
Nov. 14	T	3-3	NY Rangers	Feb. 17	L	1-4	Philadelphia
Nov. 15	L	4-7	BOSTON	Feb. 19	W	6-2	HARTFORD
Nov. 19	L	2-3	MINNESOTA	Feb. 21	L	1-6	BUFFALO
Nov. 22	W	4-2	COLORADO	Feb. 22	W	9-4	COLORADO
Nov. 26	L	4-7	VANCOUVER	Feb. 23	W	6-4	EDMONTON
Nov. 27	T	3-3	Boston	Feb. 26	W	7-5	Washington
Nov. 29	L	2-4	NY RANGERS	Feb. 28	W	6-4	NY RANGERS
Dec. 3	T	4-4	Toronto	Mar. 2	W	5-4	Quebec
Dec. 4	W	3-2	Montreal	Mar. 4	W	6-5	LOS ANGELES
Dec. 6	W	6-4	CHICAGO	Mar. 7	L	5-8	Minnesota
Dec. 7	L	1-10	BUFFALO	Mar. 8	W	6-4	EDMONTON
Dec. 10	W	4-3	MONTREAL	Mar. 11	L	1-2	MONTREAL
Dec. 12	W	6-2	Washington	Mar. 14	T	3-3	QUEBEC
Dec. 13	L	5-6	PHILADELPHIA	Mar. 16	L	6-7	Edmonton
Dec. 17	T	3-3	Los Angeles	Mar. 17	L	3-4	Vancouver
Dec. 19	L	4-10	Vancouver	Mar. 19	T	4-4	Los Angeles
Dec. 20	T	3-3	Calgary	Mar. 21	W	3-1	Colorado
Dec. 23	L	3-6	St. Louis	Mar. 25	W	5-2	TORONTO
Dec. 26	L	7-9	Hartford	Mar. 28	T	4-4	NY Islanders
Dec. 27	W	6-4	QUEBEC	Mar. 29	L	2-5	EDMONTON
Dec. 31	L	1-3	Detroit	Mar. 31	L	1-5	Quebec
Jan. 3	W	6-4	DETROIT	Apr. 2	T	1-1	Detroit
Jan. 4	L	2-3	Chicago	Apr. 4	L	2-5	BOSTON
Jan. 7	W	7-3	NY ISLANDERS	Apr. 5	W	5-4	Hartford

1981-82 PENGUINS REVIEW

SEASON HIGHLIGHTS

- Michel Dion is named starting goalie in NHL All-Star Game.
- Penguins break the New York Islanders' 15-game winning streak with a 4-3 victory on Feb. 21.
- Penguins finish fourth in the Patrick Division after NHL realignment.
- Penguins score 99 power play goals to lead NHL.
- Mike Bullard's 37 goals are the most ever by a Penguins rookie.
- Paul Baxter sets a franchise record with 409 penalty minutes.



PAUL GARDNER

MAJOR TRADES

- June 29, 1981 - Obtained Pat Boutette and Kevin McClelland from Hartford as compensation for Hartford's signing of free agent Greg Millen on June 15.
- June 30, 1981 - Signed Michel Dion as a free agent.
- Sept. 11, 1981 - Obtained Paul Harrison from Toronto for future considerations.
- Dec. 29, 1981 - Obtained Rick MacLeish from Hartford for Russ Anderson.
- Feb. 14, 1982 - Obtained Gary Edwards from St. Louis for an eighth round choice in the 1984 Entry Draft.

FINAL STATISTICS

SCORING

PLAYERS	GP	G	A	PTS	PIM
Rick Kehoe	71	33	52	85	8
Randy Carlyle	73	11	64	75	131
Pat Boutette	80	23	51	74	230
Paul Gardner	59	36	33	69	28
Mike Bullard	75	36	27	63	91
George Ferguson	71	22	31	53	45
Rick MacLeish	74	19	28	47	44
Paul Baxter	76	9	34	43	409
Greg Malone	78	15	24	39	125
Pat Price	77	7	31	38	322
Peter Lee	74	18	16	34	98
Doug Shedden	40	10	15	25	12
Gregg Sheppard	58	11	10	21	35
Mark Johnson	46	10	11	21	30
Ron Stackhouse	76	2	19	21	102
Rod Schutt	35	9	12	21	42
Andre St. Laurent	18	8	5	13	4
Bob Simpson	26	9	9	18	4
Steve Gatzos	16	6	8	14	14
Pat Graham	42	6	8	14	55
Mario Faubert	14	4	8	12	14
Greg Hotham	25	4	6	10	16
Jim Hamilton	11	5	3	8	2
Paul Mulvey	27	1	7	8	76
Marc Chorney	60	1	6	7	63
Kevin McClelland	10	1	4	5	4
Randy Boyd	23	0	2	2	49
Russ Anderson	31	0	1	1	98
Michel Dion	62	0	1	1	4
David Hannan	1	0	0	0	0
Bennett Wolf	1	0	0	0	2
Nick Ricci	3	0	0	0	0
Tony Feltrin	5	0	0	0	4
Gary Edwards	6	0	0	0	2
Paul Harrison	13	0	0	0	0
Gary Rissling	16	0	0	0	55
Bench					10

GOALTENDING

PLAYERS (W-L-T)	GP	MP	GA	SO	GAA
Gary Edwards (3-2-1)	6	360	22	1	3.67
Michel Dion (25-24-12)	62	3580	226	0	3.79
Nick Ricci (0-3-0)	3	160	14	0	5.25
Paul Harrison (3-7-0)	13	700	64	0	5.49
TOTALS (31-36-13)	80	4800	326	1	4.21

FINAL PATRICK DIVISION STANDINGS

TEAMS	GP	W	L	T	GF	GA	PTS
NY Islanders	80	54	16	10	385	250	118
NY Rangers	80	39	27	14	316	306	92
Philadelphia	80	38	31	11	325	313	87
Pittsburgh	80	31	36	13	310	337	75
Washington	80	26	41	13	319	338	65


GAME-BY-GAME RESULTS

DATE	W-L-T	SCORE	OPPONENT	DATE	W-L-T	SCORE	OPPONENT
Oct. 6	L	2-6	St. Louis	Jan. 7	L	4-5	Detroit
Oct. 7	T	5-5	Chicago	Jan. 9	W	4-3	VANCOUVER
Oct. 10	W	2-1	QUEBEC	Jan. 13	L	1-6	Winnipeg
Oct. 11	L	2-8	Philadelphia	Jan. 16	L	0-4	Calgary
Oct. 14	L	1-4	NY ISLANDERS	Jan. 17	T	3-3	Vancouver
Oct. 17	W	5-2	MINNESOTA	Jan. 20	W	5-4	BOSTON
Oct. 18	L	2-3	Detroit	Jan. 21	L	1-6	NY Islanders
Oct. 20	W	5-3	COLORADO	Jan. 23	L	5-5	PHILADELPHIA
Oct. 22	T	3-3	Calgary	Jan. 26	T	2-9	NY Islanders
Oct. 23	L	3-8	Edmonton	Jan. 27	L	5-6	NY ISLANDERS
Oct. 25	W	6-4	Vancouver	Jan. 30	W	2-1	WINNIPEG
Oct. 28	L	3-5	TORONTO	Jan. 31	L	3-8	Washington
Oct. 29	L	4-6	Philadelphia	Feb. 2	L	6-9	MINNESOTA
Oct. 31	W	3-1	BUFFALO	Feb. 6	L	4-6	WASHINGTON
Nov. 4	W	6-3	NY RANGERS	Feb. 7	L	4-5	Philadelphia
Nov. 7	W	7-2	PHILADELPHIA	Feb. 10	T	2-2	HARTFORD
Nov. 11	W	3-2	Washington	Feb. 11	W	2-1	Montreal
Nov. 14	T	3-3	Boston	Feb. 13	T	3-3	LOS ANGELES
Nov. 18	W	6-1	St. Louis	Feb. 16	L	2-6	NY Islanders
Nov. 20	T	3-3	TORONTO	Feb. 17	L	3-5	NY RANGERS
Nov. 21	L	5-9	Montreal	Feb. 20	W	6-5	PHILADELPHIA
Nov. 24	W	7-1	Quebec	Feb. 21	W	4-3	NY ISLANDERS
Nov. 25	W	2-1	MONTREAL	Feb. 25	L	2-4	NY Islanders
Nov. 28	W	5-3	DETROIT	Feb. 27	L	1-4	EDMONTON
Dec. 1	W	4-2	WINNIPEG	Feb. 28	W	2-2	NY Rangers
Dec. 5	L	1-3	St. Louis	Mar. 3	L	4-3	BOSTON
Dec. 6	L	4-7	Buffalo	Mar. 6	W	6-4	Quebec
Dec. 9	L	1-4	PHILADELPHIA	Mar. 7	T	2-2	Washington
Dec. 12	W	7-4	WASHINGTON	Mar. 10	W	7-2	Washington
Dec. 14	L	4-5	NY Rangers	Mar. 13	W	6-2	COLORADO
Dec. 16	W	7-6	LOS ANGELES	Mar. 15	L	3-4	Minnesota
Dec. 19	T	3-3	NY RANGERS	Mar. 17	L	4-10	Edmonton
Dec. 20	L	1-3	Philadelphia	Mar. 20	L	5-7	Los Angeles
Dec. 23	T	4-4	Toronto	Mar. 21	W	6-0	Colorado
Dec. 26	L	5-7	BUFFALO	Mar. 24	L	2-7	NY RANGERS
Dec. 27	L	3-5	NY Rangers	Mar. 27	T	3-3	CHICAGO
Dec. 30	W	6-2	WASHINGTON	Mar. 28	W	6-5	Washington
Jan. 2	W	9-4	HARTFORD	Mar. 31	T	4-4	WASHINGTON
Jan. 3	W	6-4	Hartford	Apr. 1	W	7-5	NY Rangers
Jan. 6	L	3-6	Chicago	Apr. 4	W	7-2	NY ISLANDERS

1982-83 PENGUINS REVIEW

SEASON HIGHLIGHTS

- Pat Boutette records hat tricks on Oct. 12 vs. Vancouver and Oct. 27 vs. Washington.
- Denis Herron records his fourth shutout as a Penguin on Dec. 4 in a 0-0 tie with Philadelphia.
- Rick Kehoe is named to the Prince of Wales Conference All-Star Team.
- Penguins lose 11 in a row from Jan. 22 through Feb. 10 and are winless in 18 games (0-17-1) from Jan. 2 through Feb. 10.



PAT BOUTETTE

- Penguins allow a franchise record 394 goals against.

MAJOR TRADES

- Sept. 15, 1982 - Obtained Denis Herron from Montreal for a third round choice in the 1985 Entry Draft.
- Oct. 28, 1982 - Obtained Ron Meighan and Anders Hakansson from Minnesota for George Ferguson and a first round choice in the 1983 Entry Draft.
- Nov. 8, 1982 - Obtained Stan Jonathan from Boston for future considerations.

FINAL STATISTICS

PLAYERS	GP	G	A	PTS	PIM
Doug Shedden	80	24	43	67	54
Rick Kehoe	75	29	36	65	12
Greg Malone	80	17	44	61	82
Pat Boutette	80	27	29	56	152
Randy Carlyle	61	15	41	56	110
Paul Gardner	70	28	27	55	12
Mike Bullard	57	22	22	44	60
Dave Hannan	74	11	22	33	127
Paul Baxter	75	11	21	32	238
Greg Hotham	58	2	30	32	39
Peter Lee	63	13	13	26	10
Andre St. Laurent	70	13	9	22	105
Anders Hakansson	67	9	12	21	35
Randy Boyd	56	4	14	18	71
Steve Gatzos	44	6	7	13	52
Pat Price	38	1	11	12	104
Kevin McClelland	38	5	4	9	73
Gary Rissling	40	5	4	9	128
Marc Chorney	67	3	5	8	66
Ron Meighan	41	2	6	8	16
Tony Feltrin	32	3	3	6	40
Pat Graham	20	1	5	6	16
Tim Hrynewich	30	2	3	5	48
Doug Lecuyer	12	1	4	5	12
Rick MacLeish	6	0	5	5	2
Rod Buskas	41	2	2	4	102
Stan Jonathan	20	0	3	3	13
Jim Hamilton	5	0	2	2	2
Michel Dion	49	0	2	2	8
Bob Simpson	4	1	0	1	0
Denis Herron	31	0	1	1	14
Rob Garner	1	0	0	0	0
Brian Lundberg	1	0	0	0	2
Nick Ricci	3	0	0	0	0
Roberto Romano	3	0	0	0	0
Rich Sutter	4	0	0	0	0
Rod Schutt	5	0	0	0	0
Bennett Wolf	5	0	0	0	37
George Ferguson	7	0	0	0	2
Ian Turnbull	7	0	0	0	4
Bench					20

GOALTENDING

PLAYERS (W-L-T)	GP	MP	GA	SO	GAA
Michel Dion (12-30-4)	49	2791	198	0	4.26
Denis Herron (5-18-5)	31	1707	151	1	5.31
Nick Ricci (1-2-0)	3	147	16	0	6.53
Roberto Romano (0-3-0)	3	155	18	0	6.97
TOTALS (18-53-9)	80	4800	394	1	4.93

MAJOR TRADES

- Sept. 15, 1982 - Obtained Denis Herron from Montreal for a third round choice in the 1985 Entry Draft.
- Oct. 28, 1982 - Obtained Ron Meighan and Anders Hakansson from Minnesota for George Ferguson and a first round choice in the 1983 Entry Draft.
- Nov. 8, 1982 - Obtained Stan Jonathan from Boston for future considerations.

FINAL PATRICK DIVISION STANDINGS

TEAMS	GP	W	L	T	GF	GA	PTS
Philadelphia	80	49	23	8	326	240	106
NY Islanders	80	42	26	12	302	226	96
Washington	80	39	25	16	306	283	94
NY Rangers	80	35	35	10	306	287	80
New Jersey	80	17	49	14	230	338	48
Pittsburgh	80	18	53	9	257	394	45

GAME-BY-GAME RESULTS

DATE	W-L-T	SCORE	OPPONENT	DATE	W-L-T	SCORE	OPPONENT
Oct. 5	T	3-3	New Jersey	Jan. 7	L	2-7	Edmonton
Oct. 9	L	3-5	NY RANGERS	Jan. 9	L	3-4	Winnipeg
Oct. 10	L	3-4	Boston	Jan. 12	L	0-7	MINNESOTA
Oct. 12	W	5-4	VANCOUVER	Jan. 13	L	1-8	Philadelphia
Oct. 14	L	0-9	NY Islanders	Jan. 15	L	7-8	MONTREAL
Oct. 16	L	5-6	NEW JERSEY	Jan. 19	T	1-1	NEW JERSEY
Oct. 20	L	3-5	ST. LOUIS	Jan. 22	L	3-7	QUEBEC
Oct. 21	L	4-8	Quebec	Jan. 24	L	2-8	Toronto
Oct. 23	W	4-2	PHILADELPHIA	Jan. 26	L	2-6	WASHINGTON
Oct. 27	W	7-5	WASHINGTON	Jan. 28	L	2-7	Washington
Oct. 28	L	2-9	Philadelphia	Jan. 29	L	1-2	NY RANGERS
Oct. 30	L	1-4	CALGARY	Jan. 31	L	2-3	New Jersey
Oct. 31	L	2-6	NY Rangers	Feb. 2	L	4-7	Chicago
Nov. 2	W	3-1	NY Islanders	Feb. 4	L	4-6	Winnipeg
Nov. 4	T	4-4	New Jersey	Feb. 5	L	4-7	Calgary
Nov. 6	L	2-6	Los Angeles	Feb. 9	L	2-6	VANCOUVER
Nov. 10	W	5-4	EDMONTON	Feb. 10	L	3-7	Boston
Nov. 13	L	1-3	CALGARY	Feb. 12	W	6-4	LOS ANGELES
Nov. 14	T	6-6	Buffalo	Feb. 15	L	3-7	DETROIT
Nov. 17	W	4-3	HARTFORD	Feb. 17	L	1-4	NY Islanders
Nov. 20	W	4-3	BOSTON	Feb. 19	L	7-10	EDMONTON
Nov. 24	W	4-3	TORONTO	Feb. 21	L	2-4	Toronto
Nov. 26	T	6-6	Minnesota	Feb. 23	W	6-4	WINNIPEG
Nov. 27	L	3-5	St. Louis	Feb. 24	L	3-6	Philadelphia
Dec. 1	L	2-4	CHICAGO	Feb. 26	W	5-4	NEW JERSEY
Dec. 2	L	4-5	Washington	Feb. 28	L	3-9	NY Rangers
Dec. 4	T	0-0	PHILADELPHIA	Mar. 1	T	3-3	MINNESOTA
Dec. 8	W	4-2	BUFFALO	Mar. 4	L	2-10	Buffalo
Dec. 11	L	4-7	QUEBEC	Mar. 6	L	3-5	PHILADELPHIA
Dec. 12	L	3-4	Philadelphia	Mar. 10	L	3-4	NY ISLANDERS
Dec. 15	T	4-4	DETROIT	Mar. 12	W	7-2	Hartford
Dec. 18	L	1-3	WASHINGTON	Mar. 13	L	3-4	CHICAGO
Dec. 20	L	3-6	NY Rangers	Mar. 16	L	3-3	Minnesota
Dec. 21	W	3-2	Hartford	Mar. 19	W	7-4	Los Angeles
Dec. 23	L	4-6	Detroit	Mar. 21	L	3-7	Vancouver
Dec. 26	W	4-3	NY RANGERS	Mar. 25	T	4-4	Washington
Dec. 28	L	3-6	Washington	Mar. 26	L	1-4	NY ISLANDERS
Dec. 29	L	5-6	ST. LOUIS	Mar. 30	W	3-2	MONTREAL
Jan. 1	W	2-1	NY ISLANDERS	Apr. 2	L	3-6	NY Islanders
Jan. 2	L	1-5	Montreal	Apr. 3	L	3-5	NEW JERSEY

1983-84 PENGUINS REVIEW

SEASON HIGHLIGHTS

- Lou Angotti is named head coach on July 20, 1983.
- Penguins finish 16-58-6 for 38 points, their worst record ever and worst overall record in the NHL.
- Mike Bullard scores 51 goals becoming only the fourth player in Penguins' history to do so.

FINAL STATISTICS

PLAYERS	GP	G	A	PTS	PIM
Mike Bullard	76	51	41	92	57
Doug Shedden	67	22	35	57	20
Mark Taylor	60	24	31	55	24
Ron Flockhart	76	27	21	48	44
Rick Kehoe	57	18	27	45	8
Tom Roulston	77	16	24	40	24
Pat Boutette	73	14	26	40	142
Andy Brickley	50	18	20	38	9
Kevin McCarthy	78	6	30	36	113
Greg Hotham	76	5	25	30	59
Randy Carlyle	50	3	23	26	82
Bob Errey	65	9	13	22	29
Norm Schmidt	34	6	12	18	12
Bryan Maxwell	48	3	15	18	111
Gary Rissling	47	4	13	17	297
Tom O'Regan	51	4	10	14	8
Greg Fox	73	2	10	12	97
Tim Hrynewich	25	4	5	9	34
Marty McSorley	72	2	7	9	224
Tom Thornbury	14	1	8	9	16
Warren Young	15	1	7	8	19
Steve Gatzos	23	3	3	6	15
Kevin McClelland	24	2	4	6	62
Rod Buskas	47	2	4	6	60
Bob Gladney	13	1	5	6	2
Ted Bulley	26	3	2	5	12
Dave Hannan	24	2	3	5	33
Paul Gardner	16	0	5	5	6
Jim Hamilton	11	2	2	4	4
Rod Schutt	11	1	3	4	4
Rocky Saganuik	29	1	3	4	37
Darren Lowe	8	1	2	3	0
Andre St. Laurent	8	2	0	2	21
Mitch Lamoureux	8	1	1	2	6
Tim Tookey	8	0	2	2	2
Dean DeFazio	22	0	2	2	28
Greg Tebbutt	24	0	2	2	31
Marc Chorney	4	0	1	1	8
Phil Bourque	5	0	1	1	12
Randy Boyd	5	0	1	1	6
Michel Dion	30	0	1	1	2
Grant Sasser	3	0	0	0	0
Vincent Tremblay	4	0	0	0	0
Rich Sutter	5	0	0	0	0
Todd Charlesworth	10	0	0	0	8
Troy Loney	13	0	0	0	9
Roberto Romano	18	0	0	0	0
Denis Herron	38	0	0	0	21
Bench					14

GOALTENDING

PLAYERS (W-L-T)	GP	MP	GA	SO	GAA
Denis Herron (8-24-2)	38	2028	138	1	4.08
Roberto Romano (6-11-1)	18	1020	78	1	4.59
Michel Dion (2-19-4)	30	1553	138	0	5.33
Vincent Tremblay (0-4-0)	4	240	24	0	6.00
TOTALS (16-58-6)	80	4840	378	2	4.69

MAJOR TRADES

- Oct. 23, 1983 - Obtained Andy Brickley, Ron Flockhart, Mark Taylor and a first round choice in the 1984 Entry Draft from Philadelphia for Rich Sutter and second and third round choices in the 1984 Entry Draft.
- Dec. 5, 1983 - Obtained Tom Roulston from Edmonton for Kevin McClelland and a sixth round choice in the 1984 Entry Draft.
- Jan. 26, 1984 - Obtained Kevin McCarthy from Vancouver for a third round choice in the 1984 Entry Draft.
- Mar. 5, 1984 - Obtained Moe Mantha and a first round choice in the 1984 Entry Draft from Winnipeg for Randy Carlyle.

FINAL PATRICK DIVISION STANDINGS

TEAMS	GP	W	L	T	GF	GA	PTS
NY Islanders	80	50	26	4	357	269	104
Washington	80	48	27	5	308	226	101
Philadelphia	80	44	26	10	350	290	98
NY Rangers	80	42	29	9	314	304	93
New Jersey	80	17	56	7	231	350	41
Pittsburgh	80	16	58	6	254	390	38

GAME-BY-GAME RESULTS

DATE	W-L-T	SCORE	OPPONENT	DATE	W-L-T	SCORE	OPPONENT
Oct. 4	L	3-5	St Louis	Jan. 7	L	4-7	NEW JERSEY
Oct. 8	L	1-6	NY RANGERS	Jan. 10	L	1-7	Quebec
Oct. 9	L	1-7	Philadelphia	Jan. 14	L	3-7	Boston
Oct. 12	L	3-4*	WINNIPEG	Jan. 15	L	0-2	Chicago
Oct. 14	W	4-0	Washington	Jan. 18	L	4-5*	WINNIPEG
Oct. 15	L	4-6	HARTFORD	Jan. 20	W	6-3	NY Rangers
Oct. 18	L	1-3	BUFFALO	Jan. 21	L	2-3	WASHINGTON
Oct. 22	L	1-6	BOSTON	Jan. 25	L	3-6	NY RANGERS
Oct. 25	L	0-1	WASHINGTON	Jan. 28	L	2-5	Montreal
Oct. 27	W	4-2	Chicago	Jan. 29	L	3-7	Buffalo
Oct. 29	L	1-3	PHILADELPHIA	Feb. 1	W	4-0	MINNESOTA
Oct. 30	W	5-3	New Jersey	Feb. 4	L	5-6	NY Islanders
Nov. 2	W	6-3	Winnipeg	Feb. 5	L	4-5	NY ISLANDERS
Nov. 3	T	3-3*	Calgary	Feb. 8	L	5-6*	BUFFALO
Nov. 5	L	3-7	Edmonton	Feb. 9	L	3-9	Detroit
Nov. 8	T	4-4*	CALGARY	Feb. 11	W	3-2	NEW JERSEY
Nov. 11	L	5-8	NY ISLANDERS	Feb. 13	L	1-6	Quebec
Nov. 12	W	4-2	NY Islanders	Feb. 16	L	3-10	Calgary
Nov. 16	L	2-3	TORONTO	Feb. 17	W	4-1	Vancouver
Nov. 19	T	4-4*	ST LOUIS	Feb. 19	L	3-7	Edmonton
Nov. 20	L	4-5*	Philadelphia	Feb. 22	L	2-9	EDMONTON
Nov. 23	W	4-1	NEW JERSEY	Feb. 25	T	3-3*	CHICAGO
Nov. 25	L	2-5	Detroit	Feb. 26	L	3-4*	NY Rangers
Nov. 26	L	4-7	DETROIT	Feb. 29	L	5-9	VANCOUVER
Nov. 29	L	4-6	Minnesota	Mar. 1	L	1-3	Washington
Dec. 1	L	4-6	MINNESOTA	Mar. 3	W	4-3	LOS ANGELES
Dec. 3	L	3-6	PHILADELPHIA	Mar. 5	L	2-5	WASHINGTON
Dec. 6	L	3-5	BOSTON	Mar. 6	L	5-6	New Jersey
Dec. 11	T	3-3*	MONTREAL	Mar. 8	L	6-8	QUEBEC
Dec. 13	W	3-2	HARTFORD	Mar. 11	L	4-6	NY ISLANDERS
Dec. 15	L	1-3	Montreal	Mar. 13	L	3-4	Vancouver
Dec. 17	L	5-6	LOS ANGELES	Mar. 14	L	6-7	Los Angeles
Dec. 18	T	3-3*	Toronto	Mar. 17	W	4-2	Hartford
Dec. 20	L	3-11	NY Islanders	Mar. 21	W	3-1	TORONTO
Dec. 21	L	1-6	NY Rangers	Mar. 22	L	4-13	Philadelphia
Dec. 23	W	8-5*	New Jersey	Mar. 24	L	4-6	Washington
Dec. 26	W	7-4	NY RANGERS	Mar. 25	L	4-4	WASHINGTON
Dec. 31	L	0-2	St Louis	Mar. 28	L	3-5	PHILADELPHIA
Jan. 3	L	5-7	PHILADELPHIA	Mar. 29	L	4-6	NY Rangers
Jan. 6	L	1-3	New Jersey	Apr. 1	L	1-2	NY ISLANDERS

* - overtime

1984-85 PENGUINS REVIEW

SEASON HIGHLIGHTS

- Bob Berry is named head coach on June 4, 1984.
- Penguins draft Mario Lemieux, Doug Bodger and Roger Belanger in the first round of the 1984 Entry Draft on June 9 marking the first time in club history that Pittsburgh selected more than one player in the first round. Lemieux is the first Penguin to be drafted first overall.
- Penguins win five games in a row from Dec. 5 through Dec. 15.
- Lemieux scores two goals and one assist to win MVP honors at the 1985 All-Star Game in Calgary.
- Penguins place two representatives on the All-Rookie team, Lemieux at center and Warren Young at left wing.
- Lemieux finishes with 100 points (43-57) becoming only the third rookie in NHL history to score 100 or more points in a season.
- Lemieux is the first Penguin to be honored with the Calder Memorial Trophy for Rookie of the Year.
- Young and Lemieux each score over 40 goals, the first time two Penguins rookies topped the 40 goal mark in one season.

FINAL STATISTICS

SCORING

PLAYERS	GP	G	A	PTS	PIM
Mario Lemieux	73	43	57	100	54
Warren Young	80	40	32	72	176
Doug Shedden	80	35	32	67	30
Mike Bullard	68	32	31	63	75
John Chabot	77	9	51	60	14
Wayne Babych	65	20	34	54	35
Moe Mantha	71	11	40	51	54
Doug Bodger	65	5	26	31	67
Andy Brickley	45	7	15	22	10
Randy Hillier	45	2	19	21	56
Mitch Lamoureux	62	11	8	19	53
Gary Rissling	56	10	9	19	209
Kevin McCarthy	64	9	10	19	30
Troy Loney	46	10	8	18	59
Mark Taylor	47	7	10	17	19
Dave Hannan	30	6	7	13	43
Bruce Crowder	26	4	7	11	23
Joe McDonnell	40	2	9	11	20
Rod Buskas	69	2	7	9	191
Todd Charlesworth	67	1	8	9	31
Roger Belanger	44	3	5	8	32
Wally Weir	48	2	6	8	90
Bryan Maxwell	44	0	8	8	57
Jim McGeough	25	3	4	7	16
Greg Fox	26	2	5	7	26
Arto Javanainen	14	4	1	5	2
Ron Flockhart	12	0	5	5	4
Pat Boulette	14	1	3	4	24
Jim Hamilton	11	2	1	3	0
Steve Gatzos	6	0	2	2	2
Rick Kehoe	6	0	2	2	0
Greg Hotham	11	0	2	2	4
Bob Errey	16	0	2	2	7
Michel Dion	10	0	1	1	0
Bob Geale	1	0	0	0	2
Tom O'Regan	1	0	0	0	0
Petteri Lehto	6	0	0	0	4
Mike Rowe	6	0	0	0	7
Brian Ford	8	0	0	0	0
Marty McSorley	15	0	0	0	15
Roberto Romano	31	0	0	0	2
Denis Herron	42	0	0	0	4

GOALTENDING

PLAYERS (W-L-T)	GP	MP	GA	SO	GAA
Roberto Romano (9-17-2)	31	1629	120	1	4.42
Denis Herron (10-22-3)	42	2193	170	1	4.65
Michel Dion (3-6-0)	10	553	43	0	4.67
Brian Ford (2-6-0)	8	457	48	0	6.30
TOTALS (24-51-5)	80	4832	380	2	4.78

MAJOR TRADES

- Oct. 11, 1984 - Obtained Randy Hillier from Boston for a fourth round choice in the 1985 Entry Draft.
- Nov. 9, 1984 - Obtained John Chabot from Montreal for Ron Flockhart.
- Nov. 16, 1984 - Obtained Ville Siren from Hartford for Pat Boulette.
- Mar. 12, 1985 - Obtained Jim McGeough from Washington for Mark Taylor.

FINAL PATRICK DIVISION STANDINGS

TEAMS	GP	W	L	T	GF	GA	PTS
Philadelphia	80	53	20	7	348	241	113
Washington	80	46	25	9	322	240	101
NY Islanders	80	40	34	6	345	312	86
NY Rangers	80	26	44	10	295	345	62
New Jersey	80	22	48	10	264	346	54
Pittsburgh	80	24	51	5	276	385	53

GAME-BY-GAME RESULTS

DATE	W-L-T	SCORE	OPPONENT	DATE	W-L-T	SCORE	OPPONENT
Oct. 11	L	3-4	Boston	Jan. 16	L	4-5	WASHINGTON
Oct. 13	L	3-4	Montreal	Jan. 17	L	2-6	WASHINGTON
Oct. 17	W	4-3	VANCOUVER	Jan. 19	W	5-4	CHICAGO
Oct. 20	W	3-1	PHILADELPHIA	Jan. 21	L	6-7	WINNIPEG
Oct. 21	L	2-4	Philadelphia	Jan. 23	L	3-4	MINNESOTA
Oct. 24	L	2-5	NEW JERSEY	Jan. 25	T	6-6*	Calgary
Oct. 27	W	6-5	MONTREAL	Jan. 26	L	3-6	Edmonton
Oct. 30	W	4-3	DETROIT	Jan. 30	L	5-6	TORONTO
Oct. 31	W	7-6	New Jersey	Feb. 2	L	0-4	NY ISLANDERS
Nov. 3	L	5-7	NY RANGERS	Feb. 7	L	3-6	New Jersey
Nov. 6	T	3-3*	EDMONTON	Feb. 9	L	1-4	NY Islanders
Nov. 8	L	2-6	ST LOUIS	Feb. 10	L	3-4	LOS ANGELES
Nov. 10	L	4-5	NY Islanders	Feb. 14	L	4-5	Chicago
Nov. 14	W	4-3*	Winnipeg	Feb. 16	L	1-8	QUEBEC
Nov. 16	L	6-7	Vancouver	Feb. 18	L	2-8	Philadelphia
Nov. 17	L	3-5	Los Angeles	Feb. 20	W	6-3	CALGARY
Nov. 21	T	3-3*	WASHINGTON	Feb. 22	L	3-6	NY RANGERS
Nov. 22	L	3-9	Hartford	Feb. 23	W	3-1	MINNESOTA
Nov. 24	L	3-5	NEW JERSEY	Feb. 25	L	4-5	MINNESOTA
Nov. 27	T	2-2	BUFFALO	Feb. 27	L	4-6	WINNIPEG
Nov. 29	L	3-6	CHICAGO	Mar. 2	W	5-4	NY RANGERS
Dec. 1	L	1-3	Philadelphia	Mar. 3	L	3-7	NY Rangers
Dec. 2	L	1-3	Washington	Mar. 5	L	0-6	Los Angeles
Dec. 5	W	7-4	ST LOUIS	Mar. 7	L	1-5	ST LOUIS
Dec. 7	W	4-3*	NY Rangers	Mar. 9	W	6-5*	Boston
Dec. 8	W	6-4	CALGARY	Mar. 10	L	4-11	Philadelphia
Dec. 12	W	4-3	NY ISLANDERS	Mar. 13	L	3-7	BOSTON
Dec. 15	W	5-2	Toronto	Mar. 15	W	5-0	NY RANGERS
Dec. 19	L	2-3	NEW JERSEY	Mar. 17	L	3-4	Hartford
Dec. 21	W	4-2	PHILADELPHIA	Mar. 19	L	3-5	PHILADELPHIA
Dec. 22	L	2-5	NY Islanders	Mar. 22	L	1-3	Buffalo
Dec. 26	W	6-5	NY ISLANDERS	Mar. 24	L	3-7	Washington
Dec. 28	W	4-0	HARTFORD	Mar. 26	L	4-5	NY Rangers
Dec. 29	L	2-10	Quebec	Mar. 27	W	4-3	NEW JERSEY
Dec. 31	T	4-4*	Detroit	Mar. 30	L	4-6	New Jersey
Jan. 2	W	2-1	Toronto	Mar. 31	L	2-4	MONTREAL
Jan. 4	L	2-7	Buffalo	Apr. 2	L	3-4	NY Islanders
Jan. 5	L	3-8	QUEBEC	Apr. 3	L	2-3	DETROIT
Jan. 9	W	7-4	VANCOUVER	Apr. 6	L	4-7	WASHINGTON
Jan. 12	W	4-3	EDMONTON	Apr. 7	L	3-7	Washington

* overtime

1985-86 PENGUINS REVIEW

SEASON HIGHLIGHTS

- Mario Lemieux gets his first career hat trick on Dec. 31 at St. Louis with four goals.
- Lemieux has points in 28 consecutive games from Jan. 11 through Mar. 15, scoring 59 points (21+38) in that span.
- Penguins tie Russian Dynamo, 3-3, on Jan. 4 at the Civic Arena before a sellout crowd.
- On Feb. 15 vs. Vancouver, Lemieux records his 100th point to become the first Penguins player to record consecutive 100 point seasons.

- Lemieux's 93 assists and 141 points are club records.
- Lemieux is awarded the Lester B. Pearson Award on May 26, presented by the Players' Association to the Outstanding Player in the NHL.

MAJOR TRADES

- Sept. 11, 1985 - Obtained Gilles Meloche from Edmonton for Tim Hryniewicz and Marty McSorley.
- Oct. 4, 1985 - Obtained Randy Cunneynorth and Mike Moller from Buffalo for Pat Hughes.
- Oct. 20, 1985 - Obtained future considerations from Quebec for Wayne Babych.
- Mar. 11, 1986 - Obtained Ron Duguay from Detroit for Doug Shedden.

FINAL STATISTICS SCORING

PLAYERS	GP	G	A	PTS	PIM
Mario Lemieux	79	48	93	141	43
Mike Bullard	77	41	42	83	69
Moe Mantha	78	15	52	67	102
Doug Shedden	67	32	34	66	32
Terry Ruskowski	72	26	37	63	162
Ron Duguay	80	25	36	61	32
Randy Cunneynorth	75	15	30	45	74
John Chabot	77	14	31	45	6
Doug Bodger	79	4	33	37	63
Dave Hannan	75	17	18	35	91
Willy Lindstrom	71	14	17	31	30
Mike Blaisdell	66	15	14	29	36
Norm Schmidt	66	15	14	29	57
Jim Johnson	80	3	26	29	115
Craig Simpson	76	11	17	28	49
Dan Frawley	69	10	11	21	174
Bob Errey	37	11	6	17	8
Ville Siren	60	4	8	12	32
Troy Loney	47	3	9	12	95
Rod Buskas	72	2	7	9	159
Jim McGeough	17	3	2	5	8
Chris Dahlquist	5	1	2	3	2
Tom O'Regan	9	1	2	3	2
Randy Hillier	28	0	3	3	53
Ted Nolan	18	1	1	2	34
Dwight Mathiasen	4	1	0	1	2
Todd Charlesworth	2	0	1	1	0
Gilles Meloche	34	0	1	1	2
Roberto Romano	46	0	1	1	4
Wayne Babych	2	0	0	0	0
Denis Herron	3	0	0	0	2
Joe McDonnell	3	0	0	0	0
Mike Rowe	3	0	0	0	4
Phil Bourque	4	0	0	0	2
Tom Roulston	5	0	0	0	2

GOALTENDING

PLAYERS (W-L-T)	GP	MP	GA	SO	GAA
Roberto Romano (21-20-3)	46	2684	159	2	3.55
Gilles Meloche (13-15-5)	34	1989	119	0	3.59
Denis Herron (0-3-0)	3	180	14	0	4.67
TOTALS (34-38-8)	80	4852	292	2	3.77

FINAL PATRICK DIVISION STANDINGS

TEAMS	GP	W	L	T	GF	GA	PTS
Philadelphia	80	53	23	4	335	241	110
Washington	80	50	23	7	315	272	107
NY Islanders	80	39	29	12	327	284	90
NY Rangers	80	36	38	6	280	276	78
Pittsburgh	80	34	38	8	313	305	76
New Jersey	80	28	49	3	301	374	59

GAME-BY-GAME RESULTS

DATE	W-L-T	SCORE	OPPONENT	DATE	W-L-T	SCORE	OPPONENT
Oct. 10	L	3-5	MONTREAL	Jan. 8	W	7-3	LOS ANGELES
Oct. 13	L	2-4	PHILADELPHIA	Jan. 9	L	0-9	NY Islanders
Oct. 15	W	3-2	MINNESOTA	Jan. 11	T	3-3*	BUFFALO
Oct. 16	T	5-5*	Chicago	Jan. 15	W	6-3	NY ISLANDERS
Oct. 19	L	3-4	Quebec	Jan. 18	W	5-2	St. Louis
Oct. 23	W	5-4	Toronto	Jan. 19	W	3-2	MINNESOTA
Oct. 24	W	6-4	TORONTO	Jan. 22	W	7-4	Edmonton
Oct. 26	T	4-4*	QUEBEC	Jan. 24	L	3-4	Vancouver
Oct. 29	L	3-4	HARTFORD	Jan. 25	L	2-5	Calgary
Oct. 30	L	3-6	Detroit	Jan. 26	T	2-2*	PHILADELPHIA
Nov. 2	T	4-4*	Montreal	Jan. 29	W	4-1	New Jersey
Nov. 4	L	2-4	NY RANGERS	Feb. 1	L	3-4	NY Islanders
Nov. 6	L	1-4	WASHINGTON	Feb. 2	L	2-3	Boston
Nov. 8	L	3-5	New Jersey	Feb. 8	W	4-0	NEW JERSEY
Nov. 9	W	3-1	CHICAGO	Feb. 12	W	8-1	WASHINGTON
Nov. 13	W	6-3	Chicago	Feb. 15	W	9-4	VANCOUVER
Nov. 16	L	3-4*	Los Angeles	Feb. 16	T	5-5*	New Jersey
Nov. 19	L	3-4	Washington	Feb. 19	W	5-2	WINNIPEG
Nov. 20	L	1-3	WASHINGTON	Feb. 21	W	7-3	Detroit
Nov. 22	W	8-1	WINNIPEG	Feb. 22	L	3-5	ST LOUIS
Nov. 24	L	4-7	Philadelphia	Feb. 24	W	6-5*	LOS ANGELES
Nov. 27	W	7-1	TORONTO	Feb. 26	W	5-2	BUFFALO
Nov. 30	W	5-4	NY RANGERS	Feb. 27	L	3-8	NY Rangers
Dec. 2	W	6-0	NY Rangers	Mar. 1	W	5-1	HARTFORD
Dec. 4	W	5-2	DETROIT	Mar. 4	L	3-6	Calgary
Dec. 6	W	3-1	Buffalo	Mar. 7	L	3-5	Edmonton
Dec. 7	L	1-5	NEW JERSEY	Mar. 9	L	3-5	Winnipeg
Dec. 10	L	4-7	NY Islanders	Mar. 11	L	3-5	Washington
Dec. 11	T	4-4*	NY ISLANDERS	Mar. 12	L	2-5	BOSTON
Dec. 14	L	4-5	Hartford	Mar. 15	L	2-2*	NY RANGERS
Dec. 15	W	5-2	NY Rangers	Mar. 17	L	3-5	WASHINGTON
Dec. 17	W	4-3	CALGARY	Mar. 19	W	7-3	New Jersey
Dec. 19	W	4-3*	Minnesota	Mar. 20	L	1-5	Philadelphia
Dec. 21	L	2-4	PHILADELPHIA	Mar. 22	W	7-4	Quebec
Dec. 22	L	2-3*	Philadelphia	Mar. 26	L	3-9	EDMONTON
Dec. 26	W	4-3	BOSTON	Mar. 29	L	3-4	Montreal
Dec. 28	L	2-4	NY ISLANDERS	Apr. 1	L	3-5	Washington
Dec. 31	W	8-4	St. Louis	Apr. 2	L	2-7	NY ISLANDERS
Jan. 1	L	4-7	Chicago	Apr. 5	L	3-4*	PHILADELPHIA
Jan. 6	W	4-3	NEW JERSEY	Apr. 6	W	5-4*	NY Rangers

* overtime

1986-87 PENGUINS REVIEW

SEASON HIGHLIGHTS

- Penguins open their 20th Anniversary Season on Oct. 9 with a 5-4 win over Washington at the Civic Arena.
- Penguins defeat Buffalo, 5-4, in OT on Oct. 22 to extend their club record start-of-the-season winning streak to seven games.
- Penguins record 12 hat tricks during the season, a club record, including six by Mario Lemieux.
- Lemieux scores 107 points (54+53), topping the century mark for the third consecutive season.
- Head coach Bob Berry and assistant Jim Roberts are relieved of coaching duties on Apr. 13.

FINAL STATISTICS

SCORING

PLAYERS	GP	G	A	PTS	PIM
Mario Lemieux	63	54	53	107	57
Dan Quinn	80	31	49	80	54
Randy Cunneyworth	79	26	27	53	142
Craig Simpson	72	26	25	51	57
Terry Ruskowski	70	14	37	51	147
Doug Bodger	76	11	38	49	52
Moe Mantha	62	9	31	40	44
John Chabot	72	14	22	36	8
Bob Errey	72	16	18	34	46
Jim Johnson	80	5	25	30	116
Dan Frawley	78	14	14	28	218
Kevin LaVallee	33	8	20	28	4
Dave Hannan	58	10	15	25	56
Willy Lindstrom	60	10	13	23	6
Ville Siren	69	5	18	23	50
Warren Young	50	8	13	21	103
Ron Duguay	40	5	13	18	30
Rod Buskas	68	3	15	18	123
Chris Kontos	31	8	9	17	6
Troy Loney	23	8	7	15	22
Randy Hillier	55	4	8	12	97
Mike Bullard	14	2	10	12	17
Dwight Schofield	25	1	6	7	59
Norm Schmidt	20	1	5	6	4
Phil Bourque	22	2	3	5	32
Jim McGeough	11	1	4	5	8
Mitch Wilson	17	2	1	3	83
Lee Giffin	8	1	1	2	0
Mike Blaisdell	10	1	1	2	2
Neil Belland	3	0	1	1	0
Dwight Mathiasen	6	0	1	1	2
Chris Dahlquist	19	0	1	1	22
Pat Riggins	27	0	1	1	2
Gilles Meloche	43	0	1	1	20
Todd Charlesworth	1	0	0	0	0
Alain Lemieux	1	0	0	0	0
Steve Guenette	2	0	0	0	0
Mike Rowe	2	0	0	0	0
Carl Mokosak	3	0	0	0	4
Roberto Romano	25	0	0	0	0
Bench					16

GOALTENDING

PLAYERS (W-L-T)	GP	MP	GA	SO	GAA
Pat Riggins (8-6-3)	17	988	55	0	3.34
Gilles Meloche (13-19-7)	43	2343	134	0	3.43
Rob. Romano (9-11-2)	25	1438	87	0	3.63
Steve Guenette (0-2-0)	2	113	8	0	4.25
TOTALS (30-38-12)	80	4882	284	1	3.56

MAJOR TRADES

- Nov. 12, 1986 - Obtained Dan Quinn from Calgary for Mike Bullard.
- Jan. 21, 1987 - Obtained Chris Kontos from New York Rangers for Ron Duguay.
- Feb. 6, 1987 - Obtained Pat Riggins from Boston for Roberto Romano.

FINAL PATRICK DIVISION STANDINGS

TEAMS	GP	W	L	T	GF	GA	PTS
Philadelphia	80	46	26	8	310	245	100
Washington	80	38	32	10	285	278	86
NY Islanders	80	35	33	12	279	281	82
NY Rangers	80	34	38	8	307	323	76
Pittsburgh	80	30	38	12	297	290	72
New Jersey	80	29	45	6	293	368	64

GAME-BY-GAME RESULTS

DATE	W-L-T	SCORE	OPPONENT	DATE	W-L-T	SCORE	OPPONENT
Oct. 9	W	5-4	WASHINGTON	Jan. 9	L	2-3	Washington
Oct. 11	W	6-5*	NY RANGERS	Jan. 13	T	3-3*	NY Islanders
Oct. 12	W	4-1	Chicago	Jan. 14	L	3-4	WINNIPEG
Oct. 14	W	4-3*	LOS ANGELES	Jan. 17	L	2-4	Boston
Oct. 17	W	7-3	Buffalo	Jan. 18	L	0-1	DETROIT
Oct. 18	W	8-4	NEW JERSEY	Jan. 21	L	5-10	Los Angeles
Oct. 22	W	5-4*	BUFFALO	Jan. 23	W	8-0	Vancouver
Oct. 23	L	3-5	Philadelphia	Jan. 24	L	2-4	Edmonton
Oct. 25	W	4-2	PHILADELPHIA	Jan. 27	W	7-5	WASHINGTON
Oct. 28	L	2-5	Hartford	Jan. 29	L	3-5	Philadelphia
Oct. 29	L	6-8	NEW JERSEY	Feb. 1	L	6-8	HARTFORD
Nov. 1	T	3-3*	St. Louis	Feb. 5	L	5-6	BOSTON
Nov. 4	T	2-2*	VANCOUVER	Feb. 7	W	4-1	CHICAGO
Nov. 6	W	4-2	Minnesota	Feb. 8	W	2-1*	New Jersey
Nov. 9	L	1-2	Detroit	Feb. 14	T	3-3*	VANCOUVER
Nov. 12	W	2-1	BOSTON	Feb. 15	L	1-4	NY Rangers
Nov. 14	L	4-5	New Jersey	Feb. 17	L	1-3	CALGARY
Nov. 15	W	5-2	QUEBEC	Feb. 19	T	4-4*	Philadelphia
Nov. 18	L	1-3	Winnipeg	Feb. 21	L	5-6	NEW JERSEY
Nov. 20	W	5-2	Calgary	Feb. 22	W	4-2	NY Rangers
Nov. 22	W	5-4	Washington	Feb. 24	W	5-2	EDMONTON
Nov. 25	L	1-5	NY Islanders	Feb. 26	L	4-5	NY Islanders
Nov. 26	L	2-3	NY ISLANDERS	Feb. 28	L	1-2	CHICAGO
Nov. 29	T	5-5*	NY RANGERS	Mar. 1	T	5-5*	ST. LOUIS
Nov. 30	T	2-2*	NY Rangers	Mar. 3	W	8-1	Quebec
Dec. 5	L	2-4	EDMONTON	Mar. 5	L	2-7	Toronto
Dec. 6	W	5-2	MINNESOTA	Mar. 7	L	7-3	Minnesota
Dec. 10	L	4-6	CALGARY	Mar. 8	W	5-3	Winnipeg
Dec. 12	W	8-3	TORONTO	Mar. 10	L	3-6	NY ISLANDERS
Dec. 13	L	2-3*	Toronto	Mar. 12	W	6-3	QUEBEC
Dec. 17	L	0-3	Los Angeles	Mar. 14	L	2-3*	NY RANGERS
Dec. 20	L	4-6	PHILADELPHIA	Mar. 18	W	5-4	ST. LOUIS
Dec. 22	T	4-4*	Montreal	Mar. 20	L	3-4	Washington
Dec. 23	L	3-4*	NY Islanders	Mar. 22	L	1-3	PHILADELPHIA
Dec. 26	T	3-3*	Buffalo	Mar. 24	T	3-3*	PHILADELPHIA
Dec. 27	T	3-3*	NY ISLANDERS	Mar. 28	L	4-5	Hartford
Dec. 30	L	3-5	NY RANGERS	Mar. 29	L	1-4	MONTREAL
Jan. 1	L	3-4*	Washington	Mar. 31	L	3-5	New Jersey
Jan. 3	W	8-3	MONTREAL	Apr. 2	W	6-2	NEW JERSEY
Jan. 7	W	5-2	WASHINGTON	Apr. 4	W	4-3*	DETROIT

1987-88 PENGUINS REVIEW

SEASON HIGHLIGHTS

- Pierre Creamer is named head coach on June 4.
- Mario Lemieux is named MVP in the NHL All-Star Game in St. Louis after scoring three goals, including the game-winner in OT, and three assists.
- Lemieux sets Penguins season records in goals (70), assists (98), points (168) and power play goals (22).
- Lemieux wins the Art Ross Trophy for scoring and the Hart Memorial Trophy for Most Valuable Player, thus becoming the first Penguin to be so honored.
- Tony Esposito is hired as vice president and general manager on Apr. 14.
- Pierre Creamer is relieved of his coaching duties on June 14.

FINAL STATISTICS

SCORING

PLAYERS	GP	G	A	PTS	PIM
Mario Lemieux	77	70	98	168	92
Dan Quinn	70	40	39	79	50
Randy Cunneymur	71	35	39	74	141
Paul Coffey	46	15	52	67	93
Doug Bodger	69	14	31	45	103
Rob Brown	51	24	20	44	56
Dave Hunter	59	11	17	29	77
Charlie Simmer	50	11	17	28	24
Jock Callander	41	11	16	27	45
Craig Simpson	21	13	13	26	34
Bryan Erickson	53	7	19	26	20
Ville Siren	58	7	20	21	62
Dave McLlwain	66	11	8	19	40
Troy Loney	65	5	13	18	151
Phil Bourque	21	4	12	16	20
Dan Frawley	47	6	8	14	152
Randy Hillier	55	1	12	13	144
Jim Johnson	55	1	12	13	87
Rod Buskas	76	4	8	12	206
Steve Gotaas	36	5	6	11	45
Zarley Zalapski	15	3	8	11	7
Moe Mantha	21	2	8	10	23
Bob Errey	17	3	6	9	18
Chris Dahlquist	44	3	6	9	69
Mark Kachowski	38	5	3	8	126
Ferry Ganchar	31	3	5	8	36
Wilf Paiement	23	2	6	8	39
Chris Kontos	38	1	7	8	12
Kevin Stevens	16	5	2	7	8
Dave Hannan	21	4	3	7	23
Dwight Mathiasen	23	0	6	6	14
Wayne Van Dorp	25	1	3	4	75
Chris Joseph	17	0	4	4	12
Norm Schmidt	5	1	2	3	0
Todd Charlesworth	6	2	0	2	2
Brad Atken	5	1	1	2	0
Lee Giffin	19	0	2	2	9
Frank Pietrangelo	21	0	2	2	2
Scott Gruhl	6	1	0	1	0
Pat Mayer	1	0	0	0	4
Dave Goertz	2	0	0	0	2
Warren Young	7	0	0	0	15
Jimmy Mann	9	0	0	0	53
Steve Guenette	19	0	0	0	2
Pat Riggan	22	0	0	0	12
Gilles Meloche	27	0	0	0	0

GOALTENDING

PLAYERS (W-L-T)	GP	MP	GA	SO	GAA
Steve Guenette (12-7-0)	19	1092	61	1	3.35
Pat Riggan (7-8-4)	22	1169	76	0	3.90
Frank Pietrangelo (9-11-0)	21	1207	80	1	3.98
Gilles Meloche (8-9-5)	27	1394	95	0	4.09
TOTALS (36-35-9)	80	4862	316	2	3.90

MAJOR TRADES

- Nov. 24, 1987 - Obtained Paul Coffey, Dave Hunter and Wayne Van Dorp from Edmonton for Craig Simpson, Moe Mantha, Dave Hannan and Chris Joseph.
- Feb. 4, 1988 - Obtained Bryan Erickson from Los Angeles for Chris Kontos.

FINAL PATRICK DIVISION STANDINGS

TEAMS	GP	W	L	T	GF	GA	PTS
NY Islanders	80	39	31	10	308	267	88
Washington	80	38	33	9	281	249	85
Philadelphia	80	38	33	9	292	292	85
New Jersey	80	38	36	6	295	296	82
NY Rangers	80	36	34	10	300	283	82
Pittsburgh	80	36	35	9	319	316	81

GAME-BY-GAME RESULTS

DATE	W-L-T	SCORE	OPPONENT	DATE	W-L-T	SCORE	OPPONENT
Oct. 8	T 4-4*		NY Rangers	Jan. 7	L 2-3		BOSTON
Oct. 9	L 3-6		New Jersey	Jan. 9	L 4-5*		Hartford
Oct. 13	W 8-3		BUFFALO	Jan. 10	L 5-7		Detroit
Oct. 15	T 6-6*		NY RANGERS	Jan. 12	T 5-5		NY ISLANDERS
Oct. 17	L 2-3		Montreal	Jan. 15	L 4-5		PHILADELPHIA
Oct. 18	L 2-3		Philadelphia	Jan. 16	W 4-3		Toronto
Oct. 21	L 4-5		NEW JERSEY	Jan. 19	W 6-4		NY Islanders
Oct. 23	L 2-5		Detroit	Jan. 20	W 8-3		Chicago
Oct. 24	W 5-3		BUFFALO	Jan. 23	W 4-3*		Montreal
Oct. 27	T 4-4*		LOS ANGELES	Jan. 25	L 4-6		EDMONTON
Oct. 29	L 4-4*		TORONTO	Jan. 27	L 1-4		WINNIPEG
Oct. 31	W 5-4*		Quebec	Jan. 28	L 3-6		New Jersey
Nov. 3	W 5-1		PHILADELPHIA	Jan. 30	W 4-2		CHICAGO
Nov. 5	W 4-2		NY Islanders	Feb. 2	W 3-2*		WASHINGTON
Nov. 7	L 1-4		Boston	Feb. 4	W 1-0		MINNESOTA
Nov. 11	W 3-2		WASHINGTON	Feb. 6	W 5-4		HARTFORD
Nov. 12	L 2-5		Philadelphia	Feb. 7	W 3-5		NY Rangers
Nov. 14	W 3-2*		NY RANGERS	Feb. 13	W 7-5		Los Angeles
Nov. 17	L 4-6		Vancouver	Feb. 17	L 0-5		Vancouver
Nov. 20	L 1-4		Edmonton	Feb. 19	L 3-7		Edmonton
Nov. 21	T 4-4*		Calgary	Feb. 21	L 4-5		ST. LOUIS
Nov. 25	W 6-4		QUÉBEC	Feb. 23	L 3-4*		WINNIPEG
Nov. 27	W 4-2		Washington	Feb. 25	L 1-2		NY Rangers
Nov. 28	T 1-5		WASHINGTON	Feb. 28	L 5-7		Chicago
Dec. 2	L 1-7		NY ISLANDERS	Mar. 1	W 8-3		MINNESOTA
Dec. 5	W 6-3		VANCOUVER	Mar. 5	W 8-3		NY ISLANDERS
Dec. 9	W 5-2		CALGARY	Mar. 7	W 5-4		Calgary
Dec. 11	W 6-4		NY ISLANDERS	Mar. 10	L 4-6		ST. LOUIS
Dec. 12	L 2-5		St. Louis	Mar. 12	L 3-6		Minnesota
Dec. 15	L 2-5		PHILADELPHIA	Mar. 13	W 5-4		Winnipeg
Dec. 17	W 7-4		New Jersey	Mar. 16	W 5-2		TORONTO
Dec. 19	W 4-3		NY RANGERS	Mar. 19	W 7-0		PHILADELPHIA
Dec. 20	W 8-4		NY Rangers	Mar. 20	L 2-4		Philadelphia
Dec. 23	L 2-6		NEW JERSEY	Mar. 23	W 7-1		WASHINGTON
Dec. 26	W 6-3		DETROIT	Mar. 25	W 5-2		MONTREAL
Dec. 27	T 3-3*		Buffalo	Mar. 27	W 6-3		Quebec
Dec. 29	T 4-4*		BOSTON	Mar. 29	L 0-4		New Jersey
Jan. 1	L 3-5		Washington	Mar. 31	L 2-7		NEW JERSEY
Jan. 2	L 2-3		NY Islanders	Apr. 2	W 7-6*		Washington
Jan. 5	T 4-4*		LOS ANGELES	Apr. 3	W 4-2		HARTFORD

1988-89 PENGUINS REVIEW

SEASON HIGHLIGHTS

- Gene Ubriaco is named 11th Penguins head coach on June 28.
- Mario Lemieux sets a club record with five goals vs. New Jersey on Dec. 31, scoring each type of goal possible with an even strength, power play, short-handed, penalty shot and empty net goal.
- For the first time in Penguins history, three players (Lemieux 199, Rob Brown 115 and Paul Coffey 113) record 100 point seasons.
- Lemieux sets Penguins records for goals (85), assists (114), points (199), power play goals (31), short-handed goals (13) and hat tricks (9)
- Penguins set an NHL record with 119 power play goals.

- Penguins return to the playoffs after a seven-year absence, sweeping the New York Rangers before losing to Philadelphia in seven games.
- Lemieux ties two NHL playoff records with five goals and eight points in one playoff game vs. Philadelphia in a 10-7 Penguins win.
- Coffey and Lemieux are named NHL First Team All-Stars.
- Lemieux wins his second consecutive Art Ross Trophy.

MAJOR TRADES

- Sept. 1, 1988 - Obtained Wendell Young and a seventh round choice in the 1990 Entry Draft from Philadelphia for a third round choice in the 1990 Entry Draft.
- Nov. 12, 1988 - Obtained Tom Barrasso and a third round choice in the 1990 Entry Draft from Buffalo for Doug Bodger and Darrin Shannon.
- Dec. 17, 1988 - Obtained Gord Dineen and Scott Bjugstad from Minnesota for Ville Siren and Steve Gotaas.

FINAL STATISTICS

SCORING

PLAYERS	GP	G	A	PTS	PIM
Mario Lemieux	76	85	114	199	100
Rob Brown	68	49	66	115	118
Paul Coffey	75	30	83	113	193
Dan Quinn	79	34	60	94	102
Bob Errey	76	26	32	58	124
John Cullen	79	12	37	49	112
Zarley Zalapski	58	12	33	45	57
Randy Cunneynworth	70	25	19	44	156
Phil Bourque	80	17	26	43	97
Dave Hannan	72	10	20	30	157
Randy Hillier	68	1	23	24	141
Troy Loney	69	10	6	16	165
Jim Johnson	76	2	14	16	163
Kevin Stevens	24	12	3	15	19
Jock Callander	30	6	5	11	20
Tom Barrasso	54	0	8	8	70
Dan Frawley	46	3	4	7	66
Steve Dykstra	65	1	6	7	126
Chris Dahlquist	43	1	5	6	42
Rod Buskas	52	1	5	6	105
Doug Bodger	10	1	4	5	7
Jay Caufield	58	1	4	5	285
Gord Dineen	40	1	3	4	44
Scott Bjugstad	24	3	0	3	4
Dave McLlwain	24	1	2	3	4
Mark Kachowski	12	1	1	2	43
Mark Recchi	15	1	1	2	0
Wendell Young	22	0	2	2	4
Ville Siren	12	1	0	1	14
Steve Guenette	11	0	1	1	0
Rich Tabaracci	1	0	0	0	2
Perry Ganchar	3	0	0	0	0
Frank Pietrangelo	15	0	0	0	2
Richard Zemlak	34	0	0	0	148
Bench					16

GOALTENDING

PLAYERS (W-L-T)	GP	MP	GA	SO	GAA
Frank Pietrangelo (5-3-0)	15	669	45	0	4.04
Tom Barrasso (18-15-7)	44	2406	162	0	4.04
Steve Guenette (5-6-0)	11	574	41	0	4.29
Wendell Young (12-9-0)	22	1150	92	0	4.80
Rich Tabaracci (0-0-0)	1	33	4	0	7.27
TOTALS (40-33-7)	80	4844	349	0	4.32

FINAL PATRICK DIVISION STANDINGS

TEAMS	GP	W	L	T	GF	GA	PTS
Washington	80	41	29	10	305	259	92
Pittsburgh	80	40	33	7	347	349	87
NY Rangers	80	37	35	8	310	307	82
Philadelphia	80	36	36	8	307	285	80
New Jersey	80	27	41	12	281	325	66
NY Islanders	80	28	47	5	265	325	61

GAME-BY-GAME RESULTS

DATE	W-L-T	SCORE	OPPONENT	DATE	W-L-T	SCORE	OPPONENT
Oct. 7	W	6-4	Washington	Jan. 10	W	5-3	NY ISLANDERS
Oct. 11	W	8-7	WASHINGTON	Jan. 12	W	9-2	Minnesota
Oct. 12	L	5-8	Buffalo	Jan. 14	T	4-4	NY RANGERS
Oct. 15	W	9-2	ST LOUIS	Jan. 15	L	4-6	NY Rangers
Oct. 16	W	4-2	PHILADELPHIA	Jan. 17	L	2-5	NY Islanders
Oct. 21	L	4-6	New Jersey	Jan. 20	L	3-7	Winnipeg
Oct. 22	W	7-4	CHICAGO	Jan. 21	W	7-4	Edmonton
Oct. 25	W	6-1	CALGARY	Jan. 25	W	5-4	WINNIPEG
Oct. 27	L	3-4	St. Louis	Jan. 29	W	10-5	DETROIT
Oct. 29	W	5-4	Montreal	Jan. 31	L	1-5	MONTREAL
Oct. 30	L	2-9	NY Rangers	Feb. 2	W	5-3	Philadelphia
Nov. 1	W	5-3	VANCOUVER	Feb. 3	T	3-3*	ST. LOUIS
Nov. 3	L	2-6	QUEBEC	Feb. 5	W	5-2	Boston
Nov. 6	L	4-5	Philadelphia	Feb. 9	W	5-2	QUEBEC
Nov. 8	L	3-7	EDMONTON	Feb. 11	L	1-8	Quebec
Nov. 10	W	5-1	TORONTO	Feb. 12	L	2-4	CALGARY
Nov. 12	L	2-7	Los Angeles	Feb. 14	W	7-3	BUFFALO
Nov. 13	W	4-2	Vancouver	Feb. 17	L	1-5	Buffalo
Nov. 16	W	5-8	Toronto	Feb. 18	L	3-5	NY RANGERS
Nov. 19	L	3-6	NY Islanders	Feb. 21	L	1-2	MINNESOTA
Nov. 23	W	8-2	NY RANGERS	Feb. 23	T	6-6*	Detroit
Nov. 25	W	5-3	Washington	Feb. 25	T	5-5*	NY Islanders
Nov. 26	W	4-3	PHILADELPHIA	Feb. 26	L	6-8	Hartford
Nov. 30	W	6-4	WASHINGTON	Mar. 1	W	4-1	NEW JERSEY
Dec. 3	W	4-2	NY ISLANDERS	Mar. 3	L	2-4	Washington
Dec. 4	T	3-3*	Boston	Mar. 5	L	2-4	EDMONTON
Dec. 6	W	7-6	CHICAGO	Mar. 7	L	2-3*	Los Angeles
Dec. 8	L	4-4	Philadelphia	Mar. 9	L	3-10	Calgary
Dec. 10	T	4-4*	NEW JERSEY	Mar. 10	W	5-1	Winnipeg
Dec. 14	W	5-4	LOS ANGELES	Mar. 12	W	6-5	Chicago
Dec. 15	W	6-2	NY Islanders	Mar. 14	L	2-8	BOSTON
Dec. 17	W	3-2	DETROIT	Mar. 16	W	2-1	New Jersey
Dec. 20	W	5-3	NY ISLANDERS	Mar. 18	L	2-7	MONTREAL
Dec. 21	W	6-1	Toronto	Mar. 20	L	2-7	Minnesota
Dec. 23	T	2-2*	New Jersey	Mar. 22	L	4-5	WASHINGTON
Dec. 26	W	4-3*	Hartford	Mar. 25	W	5-4	NEW JERSEY
Dec. 29	L	2-3	PHILADELPHIA	Mar. 26	W	6-4	NY Rangers
Dec. 31	W	8-6	NEW JERSEY	Mar. 30	L	5-9	HARTFORD
Jan. 2	L	0-9	Washington	Apr. 1	W	5-2	NY RANGERS
Jan. 7	L	5-7	VANCOUVER	Apr. 2	W	6-5*	Philadelphia

1989-90 PENGUINS REVIEW

SEASON HIGHLIGHTS

- Wendell Young records the first Penguins shutout in two seasons with a 6-0 blanking of the New York Rangers on Nov. 14.
- Craig Patrick is named general manager and head coach on Dec. 5, replacing Tony Esposito and Gene Ubriaco.
- Pittsburgh's Civic Arena plays host to the NHL All-Star Game for the first time on Jan. 21 and Penguins center Mario Lemieux scores four goals on his way to his third All-Star MVP Award.
- Buffalo beats the Penguins in the final game of the regular season to knock the Penguins out of the playoffs.
- Mario Lemieux records a 46-game scoring streak (39-64-103), second longest in NHL history, from Oct. 31 through Feb. 11. The streak is halted when Lemieux leaves the Penguins-Rangers game on Feb. 11 with a back injury.
- Penguins record seven home wins in a row from Feb. 8 through Mar. 17.
- Penguins draft Czechoslovakian right wing Jaromir Jagr with the fifth pick in the first round of the 1990 Entry Draft.

MAJOR TRADES

- June 17, 1989 - Obtained Randy Gilhen, Andrew McBain and Jim Kyte from Winnipeg for Randy Cunneynworth, Rich Tabaracci and Dave McLwain.
- Jan. 8, 1990 - Obtained Rod Buskas, Tony Tanti and Barry Pederson from Vancouver for Dan Quinn, Andrew McBain and Dave Capuano.

FINAL STATISTICS SCORING

PLAYERS	GP	G	A	PTS	PIM
Mario Lemieux	59	45	78	123	78
Paul Coffey	80	29	74	103	95
John Cullen	72	32	60	92	138
Rob Brown	80	33	47	80	102
Kevin Stevens	76	29	41	70	171
Mark Recchi	74	30	37	67	44
Tony Tanti	78	28	36	64	72
Phil Bourque	76	22	17	39	108
Bob Errey	78	20	19	39	109
Zarley Zalapski	51	6	25	31	37
Barry Pederson	54	6	25	31	39
Dan Quinn	41	9	20	29	22
Troy Loney	67	11	16	27	168
Randy Gilhen	61	5	11	16	54
Jim Johnson	75	3	13	16	154
Randy Hillier	61	3	12	15	71
Andrew McBain	41	5	9	14	51
Chris Dahlquist	62	4	10	14	56
Jock Callander	30	4	7	11	49
Gilbert Delorme	54	3	7	10	44
Doug Smith	40	4	5	9	97
Gord Dineen	69	1	8	9	125
Richard Zemplak	19	1	5	6	43
Jim Kyte	56	3	1	4	125
Wendell Young	43	0	4	4	8
Jay Caufield	37	1	2	3	123
Remie Leach	10	0	3	3	0
Rod Buskas	23	0	3	3	49
Alain Chevrier	42	0	3	3	8
Mark Kachowski	14	0	1	1	40
Dave Capuano	6	0	0	0	2
Frank Pietrangolo	21	0	0	0	2
Tom Barrasso	24	0	0	0	8
Bench					14

GOALTEENDING

PLAYERS (W-L-T)	GP	MP	GA	SO	GAA
Wendell Young (16-20-3)	43	2318	161	1	4.17
Frank Pietrangolo (8-6-2)	21	1066	77	0	4.33
Tom Barrasso (7-12-3)	24	1294	101	0	4.68
Alain Chevrier (1-2-0)	3	166	14	0	5.06
TOTALS (32-40-8)	80	4856	359	0	4.44

FINAL PATRICK DIVISION STANDINGS

TEAMS	GP	W	L	T	GF	GA	PTS
NY Rangers	80	36	31	13	279	267	85
New Jersey	80	37	34	9	295	288	83
Washington	80	36	38	6	284	275	78
NY Islanders	80	31	38	11	281	288	73
Pittsburgh	80	32	40	8	318	359	72
Philadelphia	80	30	39	11	290	297	71

GAME-BY-GAME RESULTS

DATE	W-L-T	SCORE	OPPONENT	DATE	W-L-T	SCORE	OPPONENT
Oct. 5	L	4-5	Boston	Jan. 6	W	5-3	WINNIPEG
Oct. 7	T	4-4*	New Jersey	Jan. 8	W	7-5	NY Rangers
Oct. 10	W	5-1	WINNIPEG	Jan. 10	L	2-6	New Jersey
Oct. 14	W	2-1*	MONTREAL	Jan. 12	W	6-4	Washington
Oct. 15	L	2-4	NY Rangers	Jan. 16	W	4-3	PHILADELPHIA
Oct. 17	W	7-5	TORONTO	Jan. 18	T	3-3*	NY Rangers
Oct. 18	L	3-9	ST. LOUIS	Jan. 23	L	2-4	NEW JERSEY
Oct. 21	L	2-4	BUFFALO	Jan. 25	W	5-3	Detroit
Oct. 25	L	6-8	TORONTO	Jan. 27	L	3-9	NY Islanders
Oct. 26	T	3-3*	Detroit	Jan. 28	L	2-7	Buffalo
Oct. 28	L	1-5	Montreal	Jan. 30	L	3-6	PHILADELPHIA
Oct. 31	L	4-8	LOS ANGELES	Feb. 2	W	6-3	EDMONTON
Nov. 2	W	5-2	NY ISLANDERS	Feb. 3	L	4-8*	Toronto
Nov. 4	W	3-1	Edmonton	Feb. 6	L	7-8*	NY ISLANDERS
Nov. 5	L	3-5	Vancouver	Feb. 8	W	7-5	WASHINGTON
Nov. 9	L	3-4	Chicago	Feb. 10	W	7-6	LOS ANGELES
Nov. 11	L	3-8	St. Louis	Feb. 11	W	4-1	Philadelphia
Nov. 14	W	6-0	NY RANGERS	Feb. 14	W	4-3*	NY Rangers
Nov. 16	W	8-2	QUEBEC	Feb. 16	T	3-3*	Winnipeg
Nov. 18	W	5-3	NY ISLANDERS	Feb. 18	L	4-6	Chicago
Nov. 22	L	3-6	NEW JERSEY	Feb. 20	W	6-4	PHILADELPHIA
Nov. 24	W	7-4	Washington	Feb. 22	W	4-3*	NY ISLANDERS
Nov. 25	L	1-4	WASHINGTON	Feb. 24	L	1-11	Montreal
Nov. 28	L	3-6	PHILADELPHIA	Feb. 26	L	2-3	Quebec
Nov. 30	L	1-4	Philadelphia	Feb. 28	W	2-1	NEW JERSEY
Dec. 2	W	7-4	Quebec	Mar. 2	L	5-6	New Jersey
Dec. 6	W	5-3	WASHINGTON	Mar. 4	W	8-6	MINNESOTA
Dec. 8	W	3-2	New Jersey	Mar. 6	L	3-4*	Edmonton
Dec. 9	L	4-6	CHICAGO	Mar. 7	L	3-6	Calgary
Dec. 12	W	7-5	BOSTON	Mar. 10	L	2-8	Los Angeles
Dec. 14	T	4-4*	Minnesota	Mar. 11	L	3-5	Vancouver
Dec. 16	L	3-4	Calgary	Mar. 15	W	6-1	DETROIT
Dec. 19	L	4-9	HARTFORD	Mar. 17	L	2-6	MINNESOTA
Dec. 21	W	5-2	WASHINGTON	Mar. 18	T	2-2*	NY Islanders
Dec. 23	L	6-8	NY Islanders	Mar. 22	L	3-5	Philadelphia
Dec. 26	L	3-6	Washington	Mar. 24	T	3-3*	CALGARY
Dec. 27	W	7-4	NY RANGERS	Mar. 25	L	2-4	Hartford
Dec. 31	W	5-4	NY Rangers	Mar. 27	T	3-3	HARTFORD
Jan. 2	L	2-5	BOSTON	Mar. 29	L	4-5	St. Louis
Jan. 4	W	4-3	VANCOUVER	Mar. 31	L	2-3*	BUFFALO

* overtime

1990-91 PENGUINS REVIEW

SEASON HIGHLIGHTS

- Bob Johnson is hired as head coach and Scott Bowman is named director of player development and recruitment on June 12, 1990.
- Mario Lemieux returns to the Penguins lineup on Jan. 26 at Quebec after missing 50 games with a back injury.
- Penguins win their first-ever division title, capturing the Patrick Division crown with a 7-4 win at Detroit.
- Thanks to a 4-1 win vs. Washington at the Civic Arena, the Penguins win their first Patrick Division Playoff Championship.
- The Penguins earn the right to play for the Stanley Cup, beating the Boston Bruins, four games to two, to capture their first Wales Conference

Championship.

- With an 8-0 victory over Minnesota, the Penguins become Stanley Cup Champions, defeating the North Stars four games to two.
- Lemieux wins the Conn Smythe Trophy as playoff MVP.
- Jaromir Jagr is named to the NHL All-Rookie Team.

MAJOR TRADES

- June 16, 1990 - Obtained Joey Mullen from Calgary for a second round choice in the 1990 Entry Draft.
- Oct. 27, 1990 - Obtained Gord Roberts from St. Louis for future considerations.
- Dec. 11, 1990 - Obtained Larry Murphy and Peter Taglianetti from Minnesota for Jim Johnson and Chris Dahlquist.
- Dec. 13, 1990 - Obtained Jiri Hrdina from Calgary for Jim Kyte.
- Dec. 21, 1990 - Obtained Scott Young from Hartford for Rob Brown.
- Mar. 4, 1991 - Obtained Ron Francis, Ulf Samuelsson and Grant Jennings from Hartford for John Cullen, Zarley Zalapski and Jeff Parker.

FINAL STATISTICS

PLAYERS	GP	G	A	PTS	PIM
Mark Recchi	78	40	73	113	48
John Cullen	65	31	63	94	83
Paul Coffey	76	24	69	93	128
Ron Francis	81	23	64	87	72
Kevin Stevens	80	40	46	86	133
Jaromir Jagr	80	27	30	57	42
Zarley Zalapski	66	12	36	48	59
Mario Lemieux	26	19	26	45	30
Larry Murphy	75	9	34	43	68
Bob Errey	79	20	22	42	115
Scott Young	77	17	25	42	41
Joe Mullen	47	17	22	39	6
Phil Bourque	78	20	14	34	106
Bryan Trottier	52	9	19	28	24
Ulf Samuelsson	76	4	22	26	211
Randy Gilhen	72	15	10	25	51
Jiri Hrdina	51	6	17	23	17
Paul Stanton	75	5	18	23	40
Tony Tanti	46	6	12	18	44
Troy Loney	44	7	9	16	85
Gord Roberts	64	3	13	16	78
Barry Pederson	46	6	8	14	21
Peter Taglianetti	55	3	9	12	107
Grant Jennings	57	2	7	9	108
Jim Johnson	24	0	5	5	23
Tom Barrasso	48	0	5	5	40
Randy Hillier	31	2	2	4	32
Chris Dahlquist	22	1	2	3	30
Jamie Leach	7	2	0	2	0
Jay Caufield	23	1	1	2	71
Jeff Daniels	11	0	2	2	2
Ken Priestlay	2	0	1	1	0
Wendell Young	18	0	1	1	0
Frank Pietrangelo	25	0	1	1	24
Jim Kyte	1	0	0	0	2
Jim Paek	3	0	0	0	9
Gord Dineen	9	0	0	0	6
Bench					8

GOALTENDING

PLAYERS (W-L-T)	GP	MP	GA	SO	GAA
Tom Barrasso (27-16-3)	48	2754	165	1	3.59
Frank Pietrangelo (10-11-1)	25	1311	86	0	3.94
Wendell Young (4-6-2)	18	773	52	0	4.04
TOTALS (41-33-6)	80	4843	305	1	3.78

FINAL PATRICK DIVISION STANDINGS

TEAMS	GP	W	L	T	GF	GA	PTS
Pittsburgh	80	41	33	6	342	305	88
NY Rangers	80	36	31	13	297	265	85
Washington	80	37	36	7	258	258	81
New Jersey	80	32	33	15	272	264	79
Philadelphia	80	33	37	10	252	267	76
NY Islanders	80	25	45	10	223	290	60

GAME-BY-GAME RESULTS

DATE	W-L-T	SCORE	OPPONENT	DATE	W-L-T	SCORE	OPPONENT
Oct. 5	W	7-4	Washington	Dec. 29	L	3-6	Toronto
Oct. 7	W	7-4	NEW JERSEY	Dec. 31	W	4-3	ST. LOUIS
Oct. 9	L	3-4	St. Louis	Jan. 3	L	5-7	NY RANGERS
Oct. 11	L	1-4	Chicago	Jan. 5	W	5-2	NEW JERSEY
Oct. 13	W	6-4	NY Islanders	Jan. 6	L	3-6	Montreal
Oct. 16	L	1-5	PHILADELPHIA	Jan. 8	W	6-1	EDMONTON
Oct. 19	T	4-4*	Buffalo	Jan. 10	W	5-1	CALGARY
Oct. 20	L	3-4	NY RANGERS	Jan. 13	L	4-5	Philadelphia
Oct. 23	L	4-5	MONTREAL	Jan. 17	W	6-5*	Toronto
Oct. 25	W	6-3	QUEBEC	Jan. 22	W	5-3	NEW JERSEY
Oct. 27	L	5-7	New Jersey	Jan. 26	W	6-5	Quebec
Oct. 28	W	8-3	NY ISLANDERS	Jan. 29	W	3-2*	WASHINGTON
Oct. 30	W	6-2	Philadelphia	Jan. 31	L	2-4	Philadelphia
Nov. 3	W	3-1	NY RANGERS	Feb. 2	W	6-2	BOSTON
Nov. 6	W	6-5	CALGARY	Feb. 3	L	3-6	Boston
Nov. 8	L	2-3	ST. LOUIS	Feb. 8	L	2-6	Winnipeg
Nov. 10	T	3-3*	Boston	Feb. 11	L	5-7	Edmonton
Nov. 13	W	4-1	Minnesota	Feb. 14	W	5-2	NY ISLANDERS
Nov. 14	W	6-4	Winnipeg	Feb. 16	L	3-4	NY Islanders
Nov. 17	L	1-2*	Los Angeles	Feb. 19	W	6-3	BUFFALO
Nov. 21	L	4-5	PHILADELPHIA	Feb. 21	W	11-4	TORONTO
Nov. 23	L	3-7	Washington	Feb. 22	L	2-5	New Jersey
Nov. 24	W	3-2*	WASHINGTON	Feb. 24	T	5-5*	Washington
Nov. 27	L	3-7	EDMONTON	Feb. 26	L	2-8	Los Angeles
Nov. 29	L	4-6	HARTFORD	Feb. 27	L	4-4	Vancouver
Dec. 1	L	3-5	Minnesota	Mar. 1	L	2-6	Calgary
Dec. 3	W	9-4	NY Rangers	Mar. 5	W	4-1	VANCOUVER
Dec. 5	L	1-3	WASHINGTON	Mar. 7	W	3-2	LOS ANGELES
Dec. 7	T	2-2*	VANCOUVER	Mar. 9	W	5-2	Hartford
Dec. 8	L	1-3	Hartford	Mar. 10	W	4-3	NY Islanders
Dec. 11	L	1-4	CHICAGO	Mar. 12	T	4-4*	MONTREAL
Dec. 13	W	9-5	NEW JERSEY	Mar. 16	W	6-3	QUEBEC
Dec. 14	W	4-3	Buffalo	Mar. 17	W	4-2	NY Rangers
Dec. 16	W	4-1	DETROIT	Mar. 19	L	4-5	New Jersey
Dec. 18	W	9-2	WINNIPEG	Mar. 21	W	5-4*	NY RANGERS
Dec. 20	W	4-3	MINNESOTA	Mar. 23	L	5-7	CHICAGO
Dec. 22	W	4-3	NY Islanders	Mar. 26	W	3-1	Philadelphia
Dec. 23	L	3-4*	NY ISLANDERS	Mar. 27	W	7-4	Detroit
Dec. 25	W	7-3	Washington	Mar. 30	T	4-1	PHILADELPHIA
Dec. 28	W	5-0	DETROIT	Mar. 31	L	3-6	NY Rangers

* overtime

1991-92 PENGUINS REVIEW

SEASON HIGHLIGHTS

- Scott Bowman is named interim head coach on October, 1, 1991.
- Penguins honor the memory of late coach Bob Johnson in a candlelight ceremony on November 27 vs New Jersey. Johnson died of brain tumors on November 26.
- Penguins set a club record with a five-game road winning streak from Dec. 13 through Dec. 29.
- Joe Mullen scores four goals in back-to-back games, Dec. 23, at the New York Islanders, and Dec. 26, vs Toronto; the first player in club history to do so.
- Penguins set a team record for road victories in a season with 18 in a 4-3 win over Chicago on March 15.
- Mullen becomes the first American-born player to record 400 career goals on March 17 vs. Edmonton.
- Mario Lemieux records his 1000th career point on March 24 at Detroit in his 513th game, becoming the second-fastest player in league history to record 1000 points.
- The first-ever NHL players strike begins on April 1, and halts league play for two weeks.

- Penguins clinch third place in the Patrick Division with a 4-1 win over Washington on Apr. 15.
- Kevin Stevens sets a record for points in a season by an American-born player, and most points by a left wing with 123 (54-69).
- Penguins defeat Washington (4-3), New York Rangers (4-2), Boston (4-0), and Chicago (4-0) to win the Stanley Cup for second straight year.

MAJOR TRADES

- Feb. 19, 1992** - Obtained Jeff Chychrun, Brian Benning, and first round draft choice in 1992 Entry Draft from Los Angeles for Paul Coffey.
- Feb. 19, 1992** - Obtained Rick Tocchet, Kjell Samuelsson, Ken Wreggett, and a conditional draft pick from Philadelphia for Mark Recchi, Brian Benning, and Los Angeles' first round choice in 1992 Entry Draft.
- Mar. 10, 1992** - Obtained Bryan Fogarty from Quebec for the NHL rights to Scott Young.

FINAL PATRICK DIVISION STANDINGS

TEAMS	GP	W	L	T	GF	GA	PTS
NY Rangers	80	50	25	5	321	246	105
Washington	80	45	27	8	330	275	98
Pittsburgh	80	39	32	9	343	308	87
New Jersey	80	38	31	11	289	259	87
NY Islanders	80	34	35	11	291	299	79
Philadelphia	80	32	37	11	252	273	75

FINAL STATISTICS

PLAYERS	SCORING				
	GP	G	A	PTS	PIM
Mario Lemieux	64	44	87	131	94
Kevin Stevens	80	54	69	123	252
Joe Mullen	77	42	45	87	30
Larry Murphy	77	21	56	77	50
Mark Recchi	58	33	37	70	78
Jaromir Jagr	70	32	37	69	34
Paul Coffey	54	10	54	64	62
Rick Tocchet	61	27	32	59	151
Ron Francis	70	21	33	54	30
Bob Errey	78	19	16	35	119
Bryan Trottier	63	11	18	29	54
Phil Bourque	58	10	16	26	58
Troy Loney	76	10	16	26	127
Gord Roberts	73	2	22	24	87
Kjell Samuelsson	74	5	11	16	110
Jiri Hrdina	56	3	13	16	16
Ulf Samuelsson	62	1	14	15	206
Ken Priestley	50	2	8	10	4
Paul Stanton	54	2	8	10	62
Jamie Leach	38	5	4	9	8
Grant Jennings	53	4	5	9	104
Jiri Paek	49	1	7	8	36
Peter Taglianetti	44	1	3	4	57
Shawn McEachern	15	0	4	4	0
Jeff Chychrun	43	0	4	4	111
Tom Barrasso	57	0	4	4	30
Ken Wreggett	32	0	2	2	2
Gord Dineen	1	0	0	0	0
Glen Mulvenna	1	0	0	0	2
Todd Nelson	1	0	0	0	0
Jeff Daniels	2	0	0	0	0
Frank Pietrangelo	5	0	0	0	0
Wendell Young	18	0	0	0	0
Jay Caufield	52	0	0	0	175
Bench					12

GOALTENDING

PLAYERS (W-L-T)	GP	MP	GA	SO	GA/A
Tom Barrasso (25-22-9)	57	3329	196	1	3.53
Wendell Young (7-6-0)	18	838	53	0	3.79
Ken Wreggett (5-3-0)	9	448	31	0	4.15
Frank Pietrangelo (2-1-0)	5	225	20	0	5.33
TOTALS (39-32-9)	80	4854	308	1	3.81

GAME-BY-GAME RESULTS

DATE	W-L-T	SCORE	OPPONENT	DATE	W-L-T	SCORE	OPPONENT
Oct. 4	W	5-4	Buffalo	Jan. 4	W	3-2	WINNIPEG
Oct. 6	T	2-2*	PHILADELPHIA	Jan. 7	L	2-5	LOS ANGELES
Oct. 10	W	6-3	Philadelphia	Jan. 10	L	5-7	Calgary
Oct. 12	L	1-4	New Jersey	Jan. 12	W	4-3	Vancouver
Oct. 15	W	7-5*	NY Islanders	Jan. 16	T	3-3*	Detroit
Oct. 17	W	8-5	NY ISLANDERS	Jan. 23	L	4-5*	BUFFALO
Oct. 19	L	4-5	NY RANGERS	Jan. 25	W	5-3	NY Islanders
Oct. 22	T	4-4*	CHICAGO	Jan. 26	L	4-6	Washington
Oct. 24	L	2-4	NEW JERSEY	Jan. 28	L	0-4	WINNIPEG
Oct. 26	L	1-4	Montreal	Jan. 30	L	5-8	NY ISLANDERS
Oct. 29	L	0-8	WASHINGTON	Feb. 1	W	4-1	ST LOUIS
Oct. 31	W	8-1	MINNESOTA	Feb. 3	T	4-4*	DETROIT
Nov. 2	L	5-6	HARTFORD	Feb. 5	L	3-4	NY Rangers
Nov. 5	T	5-5*	BOSTON	Feb. 8	L	3-4	LOS ANGELES
Nov. 8	W	3-1	Winnipeg	Feb. 9	L	3-6	Boston
Nov. 9	W	3-2	Minnesota	Feb. 15	L	2-5	Minnesota
Nov. 11	L	1-3	NY Rangers	Feb. 16	T	3-3*	Philadelphia
Nov. 13	W	5-4*	EDMONTON	Feb. 18	W	7-1	TORONTO
Nov. 15	L	2-6	Washington	Feb. 20	T	4-4*	QUEBEC
Nov. 16	W	7-3	Quebec	Feb. 22	L	1-2	Montreal
Nov. 20	W	5-2	PHILADELPHIA	Feb. 25	L	3-5	Washington
Nov. 23	T	2-2*	NY ISLANDERS	Feb. 27	L	4-8	HARTFORD
Nov. 27	W	6-4	NEW JERSEY	Feb. 29	W	5-2	BUFFALO
Nov. 29	W	9-3	Philadelphia	Mar. 3	W	6-3	Calgary
Nov. 30	W	5-1	PHILADELPHIA	Mar. 6	W	7-3	San Jose
Dec. 3	L	3-5	Edmonton	Mar. 7	L	3-5	Los Angeles
Dec. 5	W	8-0	San Jose	Mar. 10	W	5-2	CALGARY
Dec. 7	L	1-6	St. Louis	Mar. 12	W	6-4	NY ISLANDERS
Dec. 10	W	5-3	NY RANGERS	Mar. 14	L	3-6	Toronto
Dec. 13	W	4-3	New Jersey	Mar. 15	W	4-3	Chicago
Dec. 14	L	2-7	WASHINGTON	Mar. 17	W	6-5	EDMONTON
Dec. 17	W	10-2	SAN JOSE	Mar. 19	W	6-3	QUEBEC
Dec. 19	W	6-4	Boston	Mar. 22	T	2-2*	Hartford
Dec. 21	L	5-7	NY RANGERS	Mar. 24	L	3-4	Detroit
Dec. 23	W	6-3	NY Islanders	Mar. 26	W	7-3	VANCOUVER
Dec. 26	W	12-1	TORONTO	Mar. 28	W	6-3	MONTREAL
Dec. 28	W	6-2	Washington	Mar. 31	W	6-5	PHILADELPHIA
Dec. 29	W	6-3	NY Rangers	Apr. 13	L	1-5	New Jersey
Dec. 31	L	4-7	NEW JERSEY	Apr. 15	W	4-1	WASHINGTON
Jan. 2	L	0-4	New Jersey	Apr. 16	L	1-7	NY Rangers

*overtime

1992-93 PENGUINS REVIEW

SEASON HIGHLIGHTS

- Scott Bowman named head coach on October 6, 1992.
- Penguins start the season with a 10-game unbeaten streak (8-0-2) from October 6 to October 27, 1992.
- Ron Francis records his 900th career point on October 24 at New Jersey.
- Mario Lemieux scores a goal in 12 consecutive games from October 6 to November 1 to set a club record. He records 18 goals during the streak.
- Larry Murphy becomes only one of nine defensemen in NHL history to record 800 points, recording his 800th on January 26 vs Washington.
- Tom Barrasso sets a club record with his 28th victory on February 21 at Hartford.
- Larry Murphy plays in his 1000th career game on February 27 vs Tampa Bay.
- Penguins set a club record for most road victories in a season with their 24th win on March 14 at the Islanders.
- Mario Lemieux scores four goals in back-to-back games, March 18 vs Washington and March 20 vs Philadelphia; the second player in club history to do so.

- Penguins clinch their second Patrick Division title in three years on March 28 with a 4-1 win at Washington.
- Tom Barrasso sets a club record with 14 consecutive victories from March 9 to April 9.
- Penguins clinch first-ever Presidents' Trophy with a 5-3 win at Quebec on April 3, with their 110th point of the season.
- Penguins set NHL Record for longest winning streak, winning 17 consecutive games from Mar. 9 to Apr. 9, breaking the New York Islanders record of 15 set in 1981-82.

MAJOR TRADES

- Mar. 22, 1993- Obtained Peter Taglianetti from Tampa Bay for a third round draft choice in the 1993 Entry Draft.
- Mar. 22, 1993- Obtained Mike Ramsey from Buffalo for Bob Errey.

FINAL PATRICK DIVISION STANDINGS

TEAMS	GP	W	L	T	GF	GA	PTS
Pittsburgh	84	56	21	7	367	268	119
Washington	84	43	34	7	325	286	93
NY Islanders	84	40	37	7	335	297	87
New Jersey	84	40	37	7	308	299	87
Philadelphia	84	36	37	11	319	319	83
NY Rangers	84	34	39	11	304	308	79

FINAL STATISTICS SCORING

PLAYER	GP	G	A	PTS	PIM
Mario Lemieux	60	69	91	160	38
Kevin Stevens	72	55	56	111	177
Rick Tocchet	80	48	61	109	252
Ron Francis	84	24	76	100	68
Jaromir Jagr	81	34	60	94	61
Larry Murphy	83	22	63	85	73
Ulf Samuelsson	72	33	37	70	14
Shawn McEachern	84	28	33	61	46
Ulf Samuelsson	77	3	26	29	249
Dave Tippett	74	6	19	25	56
Troy Loney	82	5	16	21	99
Jim Paek	77	3	15	18	64
Paul Stanton	77	4	12	16	97
Martin Straka	42	3	13	16	29
Bob Errey	54	8	6	14	76
Peter Taglianetti	72	2	12	14	184
Mike Needham	56	8	5	13	14
Mike Stapleton	78	4	9	13	10
Mike Ramsey	45	3	10	13	28
Jeff Daniels	58	5	4	9	14
Kjell Samuelsson	63	3	6	9	106
Tom Barrasso	63	0	8	8	24
Grant Jennings	58	0	5	5	65
Bryan Fogarty	12	0	4	4	4
Peter Ahola	22	0	1	1	14
Ken Wregget	25	0	1	1	6
Jamie Leach	5	0	0	0	2
Jeff Chychrun	1	0	0	0	2
Jay Caufield	26	0	0	0	60
Bench					14

GOALTENDING

PLAYERS (W-L-T)	GP	MP	GA	SO	GAA
Tom Barrasso (43-14-5)	63	3702	186	4	3.01
Ken Wregget (13-7-2)	25	1368	78	0	3.42
TOTALS (56-21-7)	84	5083	268	5	3.16

GAME-BY-GAME RESULTS

DATE	W-L-T	SCORE	OPPONENT	DATE	W-L-T	SCORE	OPPONENT
Oct. 6	T	3-3*	PHILADELPHIA	Jan. 9	W	3-2	CALGARY
Oct. 8	W	7-3	NY ISLANDERS	Jan. 10	L	2-3	WINNIPEG
Oct. 10	T	3-3*	Montreal	Jan. 14	L	0-7	Boston
Oct. 13	W	6-5	BUFFALO	Jan. 16	W	6-1	OTTAWA
Oct. 15	W	5-2	MONTREAL	Jan. 19	W	5-2	Vancouver
Oct. 17	W	7-3	Hartford	Jan. 22	L	1-2	Edmonton
Oct. 20	W	5-1	VANCOUVER	Jan. 23	W	4-3	Calgary
Oct. 22	W	9-6	DETROIT	Jan. 26	W	6-3	WASHINGTON
Oct. 24	W	4-3	New Jersey	Jan. 28	L	2-5	NY ISLANDERS
Oct. 27	W	7-2	Ottawa	Jan. 30	W	4-2	PHILADELPHIA
Oct. 29	L	4-6	St. Louis	Jan. 31	T	2-2*	Washington
Nov. 1	W	5-4	Tampa Bay	Feb. 3	W	4-0	BOSTON
Nov. 3	W	2-0	NY ISLANDERS	Feb. 10	W	3-0	NY RANGERS
Nov. 5	W	8-4	ST. LOUIS	Feb. 13	W	4-1	CHICAGO
Nov. 7	L	2-4	Toronto	Feb. 14	L	4-7	Buffalo
Nov. 8	L	2-7	Chicago	Feb. 18	L	4-5	EDMONTON
Nov. 10	W	4-1	Minnesota	Feb. 20	L	2-4	NY Islanders
Nov. 12	T	4-4*	QUEBEC	Feb. 21	W	4-3	Hartford
Nov. 13	L	0-8	Detroit	Feb. 23	L	1-3	NEW JERSEY
Nov. 17	W	4-2	BUFFALO	Feb. 25	L	1-2	Ottawa
Nov. 20	W	4-1	New Jersey	Feb. 27	T	3-3*	TAMPA BAY
Nov. 21	W	2-0	NEW JERSEY	Feb. 28	W	4-2	Washington
Nov. 23	W	5-2	NY Rangers	Mar. 2	L	4-5	Philadelphia
Nov. 25	L	3-11	NY RANGERS	Mar. 5	L	1-3	NY Rangers
Nov. 27	L	4-6	Washington	Mar. 9	W	3-2	BOSTON
Nov. 28	W	5-3	WASHINGTON	Mar. 11	W	4-3*	LOS ANGELES
Dec. 1	W	7-3	NY Islanders	Mar. 14	W	3-2	NY Islanders
Dec. 3	L	3-5	Los Angeles	Mar. 18	W	7-5	WASHINGTON
Dec. 5	W	9-4	San Jose	Mar. 20	W	9-3	PHILADELPHIA
Dec. 8	W	5-2	WINNIPEG	Mar. 21	W	6-4	Edmonton
Dec. 11	L	1-2	New Jersey	Mar. 23	W	7-2	SAN JOSE
Dec. 12	W	6-5	NEW JERSEY	Mar. 25	W	4-3	NEW JERSEY
Dec. 15	W	6-2	PHILADELPHIA	Mar. 27	W	5-3	Boston
Dec. 17	W	5-4*	Philadelphia	Mar. 28	W	4-1	Washington
Dec. 19	L	3-4	NY ISLANDERS	Mar. 30	W	6-4	OTTAWA
Dec. 21	W	7-4	QUEBEC	Apr. 1	W	10-2	HARTFORD
Dec. 23	W	4-0	Philadelphia	Apr. 3	W	5-3	Quebec
Dec. 27	W	4-2	Buffalo	Apr. 4	W	5-2	New Jersey
Dec. 31	T	3-3*	TORONTO	Apr. 7	W	4-3*	MONTREAL
Jan. 2	W	5-2	NY Rangers	Apr. 9	W	10-4*	NY Rangers
Jan. 5	W	6-2	BOSTON	Apr. 10	W	4-2	NY RANGERS
Jan. 7	L	3-6	MINNESOTA	Apr. 14	T	6-6*	New Jersey

*overtime

1993-94 PENGUINS REVIEW

SEASON HIGHLIGHTS

- Ed Johnston named head coach and Bryan Trottier named assistant coach on June 22, 1993.
- Ron Francis records his 1,000th career point on Oct. 28 vs Quebec.
- Tom Barrasso records his 250th career win on Nov. 18 vs Washington.
- Ed Johnston sets a club record with his 96th coaching win on December 21 vs Tampa Bay, breaking Scotty Bowman's record 95.
- Bryan Trottier records his 900th career assist on Jan. 3 at Ottawa.
- Tom Barrasso sets the record for the most wins by an American-born goaltender with his 253rd win on Feb. 15 vs Winnipeg, breaking Frank Brimsek's record of 252.

- Larry Murphy records his 900th career point on March 26 at Calgary.
- Mario Lemieux records his 1,200th career point on March 26 at Calgary.
- Penguins clinch the first-ever Northeast Division title on April 11 with a 4-0 win at Ottawa.

MAJOR TRADES

- Aug. 27, 1993 - Obtained Marty McSorley from Los Angeles for Shawn McEachern.
- Feb. 15, 1994 - Obtained Shawn McEachern and Tomas Sandstrom from Los Angeles for Marty McSorley and Jim Paek.
- Mar. 19, 1994 - Obtained Greg Hawgood from Florida for Jeff Daniels.
- Mar. 21, 1994 - Obtained Jim McKenzie from Dallas for Mike Needham.

FINAL STATISTICS

PLAYER	SCORING				
	GP	G	A	PTS	PIM
Jaromir Jagr	80	32	67	99	61
Ron Francis	82	27	66	93	62
Kevin Stevens	83	41	47	88	155
Larry Murphy	84	17	56	73	44
Joe Mullen	84	38	32	70	41
Martin Straka	84	30	34	64	24
Tomas Sandstrom	27	6	11	17	24
Doug Brown	77	18	37	55	18
Shawn McEachern	27	12	9	21	10
Rick Tocchet	51	14	26	40	134
Mario Lemieux	22	17	20	37	32
Greg Hawgood	12	1	2	3	8
Ulf Samuelsson	80	5	24	29	199
Marty McSorley	47	3	18	21	139
Bryan Trottier	41	4	11	15	36
Peter Taglianetti	60	2	12	14	142
Kjell Samuelsson	59	5	8	13	118
Mike Stapleton	58	7	4	11	18
Markus Naslund	71	4	7	11	27
Greg Brown	36	3	8	11	28
Jeff Daniels	63	3	5	8	20
Jim McKenzie	11	0	0	0	16
Grant Jennings	61	2	4	6	126
Ed Patterson	27	3	1	4	10
Mike Ramsey	65	2	2	4	22
Jim Paek	41	0	4	4	8
Mike Needham	25	1	0	1	2
Ken Wregget	42	0	1	1	8
Tom Barrasso	44	0	1	1	42
Rob Dopsom	2	0	0	0	0
Roberto Romano	2	0	0	0	0
Chris Tamer	12	0	0	0	9
Bench					20

GOALTENDING

PLAYERS (W-L-T)	GP	MP	GA	SO	GAA
Roberto Romano (1-0-1)	2	125	3	0	1.44
Tom Barrasso (22-15-5)	44	2482	139	2	3.36
Ken Wregget (21-12-7)	42	2456	138	1	3.37
Rob Dopsom (0-0-0)	2	45	3	0	4.00
TOTALS (44-27-13)	84	5118	285	3	3.34

FINAL NORTHEAST DIVISION STANDINGS

TEAMS	GP	W	L	T	GF	GA	PTS
Pittsburgh	84	44	27	13	299	285	101
Boston	84	42	29	13	289	252	97
Montreal	84	41	29	14	283	248	96
Buffalo	84	43	32	9	282	218	95
Quebec	84	34	42	8	277	292	76
Hartford	84	27	48	9	227	288	63
Ottawa	84	14	61	9	201	397	37

GAME-BY-GAME RESULTS

DATE	W-L-T	SCORE	OPPONENT	DATE	W-L-T	SCORE	OPPONENT
Oct. 5	L	3-4	Philadelphia	Jan. 13	T	2-2	FLORIDA
Oct. 7	W	2-1	MONTREAL	Jan. 15	W	4-3	EDMONTON
Oct. 9	W	3-2	NY RANGERS	Jan. 18	L	3-6	Quebec
Oct. 10	L	4-7	Quebec	Jan. 25	W	4-2	OTTAWA
Oct. 12	W	2-1	Florida	Jan. 27	T	4-4	Toronto
Oct. 14	L	2-3	Tampa Bay	Jan. 29	T	3-5	NY Rangers
Oct. 16	W	5-3	HARTFORD	Feb. 1	W	2-1	FLORIDA
Oct. 19	W	3-2	NY Islanders	Feb. 4	W	6-3	Detroit
Oct. 22	W	4-2	Buffalo	Feb. 5	L	3-7	New Jersey
Oct. 23	T	3-3	ST. LOUIS	Feb. 7	L	1-4	MONTREAL
Oct. 28	L	3-7	QUEBEC	Feb. 10	L	3-5	NY ISLANDERS
Oct. 30	W	4-3	CHICAGO	Feb. 12	L	3-9	DALLAS
Nov. 2	T	3-3	San Jose	Feb. 13	W	3-0	Philadelphia
Nov. 3	W	6-2	Buffalo	Feb. 15	W	5-3	WINNIPEG
Nov. 6	L	3-8	Los Angeles	Feb. 17	W	6-4	HARTFORD
Nov. 7	W	5-4	Anaheim	Feb. 19	L	1-4	Montreal
Nov. 9	T	3-3	St. Louis	Feb. 21	L	3-4	NY Rangers
Nov. 11	L	1-4	Chicago	Feb. 24	T	2-2	ANAHEIM
Nov. 13	L	3-7	DETROIT	Feb. 26	W	4-3	BUFFALO
Nov. 16	W	11-5	PHILADELPHIA	Feb. 28	W	4-3	Florida
Nov. 18	W	3-2	WASHINGTON	Mar. 4	L	1-2	Buffalo
Nov. 20	T	2-2	Montreal	Mar. 6	W	5-3	Winnipeg
Nov. 24	W	7-3	BOSTON	Mar. 8	W	7-3	BOSTON
Nov. 26	T	4-4	Washington	Mar. 10	L	2-4	TORONTO
Nov. 27	T	2-2	OTTAWA	Mar. 12	W	6-2	NY RANGERS
Dec. 2	T	2-2	NEW JERSEY	Mar. 13	W	3-2	Hartford
Dec. 4	W	7-6	Hartford	Mar. 15	L	4-5	WASHINGTON
Dec. 8	L	2-3	Dallas	Mar. 17	W	4-2	Boston
Dec. 14	W	4-2	LOS ANGELES	Mar. 19	W	5-4	VANCOUVER
Dec. 16	W	2-1	BUFFALO	Mar. 20	W	2-1	NY Islanders
Dec. 19	L	3-6	NY ISLANDERS	Mar. 22	T	2-2	SAN JOSE
Dec. 21	W	8-3	TAMPA BAY	Mar. 24	W	5-1	OTTAWA
Dec. 23	W	4-3	Boston	Mar. 26	L	3-5	Calgary
Dec. 25	L	3-7	Washington	Mar. 27	L	3-5	Edmonton
Dec. 28	T	4-4	PHILADELPHIA	Mar. 30	W	3-1	Vancouver
Dec. 31	L	4-5	QUEBEC	Apr. 3	W	6-2	Boston
Jan. 2	L	2-7	Hartford	Apr. 4	W	2-1	TAMPA BAY
Jan. 3	W	4-1	Ottawa	Apr. 6	W	3-1	NEW JERSEY
Jan. 7	W	4-3	Buffalo	Apr. 8	L	2-7	New Jersey
Jan. 8	T	2-2	CALGARY	Apr. 9	L	1-9	Montreal
Jan. 11	W	5-4	BOSTON	Apr. 11	W	4-0	Ottawa

PENGUINS ENTRY DRAFT SELECTIONS, 1967-94

RD	OV	NAME	POS	TEAM	RD	OV	NAME	POS	TEAM
					1974 (continued)				
1.	2nd	Steve Rexe	C	Belleville	6.	98th	William Schneider	LW	U of Minnesota
2.	11th	Bob Smith	C	Sault Ste. Marie	7.	116th	Robbie Laird	LW	Regina
					1975				
1.	4th	Gary Swain	LW	Niagara Falls	8.	133rd	Larry Finck	D	St.Catherines
2.	14th	Ron Snell	RW	Regina	9.	150th	Jim Chicoyne	D	Brandon
3.	21st	Dave Simpson	D	Westport	10.	166th	Rick Uhrich	RW	Regina
					1976				
1.	Traded to Boston for Jean Pronovost				11.	181st	Serge Gamelin	RW	Sorel
2.	15th	Rick Kessel	C	Oshawa	12.	195th	Richard Perron	D	Quebec
2.	26th	Michel Briere	C	Shawigan	13.	206th	Richard Hindmarch	RW	Calgary Univ.
4.	38th	Yvon Labre	D	Toronto	14.	216th	William Davis	D	Colgate Univ.
5.	50th	Rusty Patenaude	RW	Calgary	15.	223rd	J.D. Mathers	D	Northeastern Univ.
6.	62nd	Paul Hoganson	G	Toronto					
					1977				
1.	7th	Greg Polis	LW	Estevan	1.	13th	Gordon Laxton	G	New Westminister
2.	21st	John Stewart	LW	Flin Flon	2.	31st	Russ Anderson	D	U. of Minnesota
3.	35th	Larry Bignell	D	Edmonton	3.	49th	Paul Baxter	D	Winnipeg
4.	49th	Connie Forey	LW	Ottawa	4.	67th	Stu Younger	LW	Michigan Tech
5.	63rd	Steve Cardwell	LW	Oshawa	5.	85th	Kim Clackson	D	Victoria
6.	77th	Bob Fitchener	C	Brandon	6.	103rd	Peter Morris	LW	Victoria
7.	90th	Jim Pearson	D	St. Catharines	7.	121st	Mike Will	C	Edmonton
8.	112th	Cam Newton	G	Kitchener	8.	139th	Tapio Levo	D	Finland Nationals
9.	120th	Ron Lemieux	RW	Dauphin	9.	155th	Byron Shutt	LW	Bowling Green
					1978				
1.	4th	Traded to St.Louis for Ron Schock			10.	170th	Frank Salive	G	Peterborough
2.	18th	Brian McKenzie	C	St.Catherines	11.	185th	John Glynn	D	U. of Vermont
3.	32nd	Joe Norris	D	Toronto	12.	196th	Lex Hudson	D	Denver Univ.
4.	46th	Gerry Methe	D	Oshawa	13.	202nd	Dan Tsubouchi	RW	St. Louis Univ.
5.	60th	Dave Murphy	G	North Dakota	14.	206th	Bronislav Stankovsky	LW	Forgo-Moorhead
6.	74th	Ian Williams	RW	Notre Dame	15.	217th	Kelly Secord	RW	New Westminister
7.	88th	Doug Elliot	D	Harvard					
					1979				
1.	8th	Traded to Minnesota for Bob Woytowich			1.	2nd	Blair Chapman	RW	Saskatoon (Choice acquired from Kansas City with Simon Nolet & Ed Gilbert for Steve Durbano & Chuck Aranson)
2.	24th	Jack Lynch	D	Oshawa	1.	11th	Traded to Kansas City with Steve Durbano & Chuck Aranson for Simon Nolet & Ed Gilbert		
2.	30th	Bernie Lukowich	LW	New Westminister (Choice acquired from NY Rangers)	2.	19th	Greg Malone	C	Oshawa
3.	40th	Denis Herron	G	Trois Rivieres	3.	47th	Morris Lukowich	LW	Medicine Hat
4.	56th	Ron Lalonde	C	Peterborough	4.	65th	Greg Redquest	G	Kingston
5.	72nd	Brian Walker	C	Calgary	5.	83rd	Brendan Lowe	D	Sherbrooke
6.	88th	Jeff Ablett	LW	Medicine Hat	6.	101st	Vic Sirko	D	Oshawa
7.	104th	D'Arcy Keating	D	Notre Dame					
8.	120th	Yves Bergeron	RW	Shawigan	1977				
9.	136th	Jay Babcock	LW	London	1.	12th	Traded to Toronto for Rick Kehoe		
10.	149th	Don Atchison	G	Saskatoon	2.	30th	Jim Hamilton	LW	London
					1978				
1.	7th	Blaine Stoughton	RW	Flin Flon	3.	48th	Kim Davis	LW	Flin Flon
2.	23rd	Wayne Bianchin	LW	Flin Flon	4.	66th	Mark Johnson	C	U. of Wisconsin
2.	27th	Colin Campbell	D	Peterborough (Choice acquired from Detroit for Roy Edwards)	5.	84th	Traded to Los Angeles for Mike Corrigan		
3.	39th	Traded to Detroit for Andy Brown			6.	102nd	Greg Millen	G	Peterborough
4.	55th	Denis Owchar	D	Toronto					
5.	71st	Guido Tenesi	D	Oshawa	1979				
6.	87th	Don Seiling	LW	Oshawa	1.	10th	Traded to Washington for Hartland Monahan		
7.	103rd	Terry Ewasiuk	LW	Victoria	2.	31st	Paul Marshall	LW	Brantford
8.	119th	Fred Comrie	C	Edmonton	3.	52nd	Bennett Wolf	D	Kitchener
9.	134th	Gord Lane	D	New Westminister	4.	73rd	Brian Cross	D	Brantford
10.	150th	Randy Aimoe	D	Medicine Hat	5.	94th	Nick Ricci	G	Niagara Falls
11.	164th	Don McLeod	C	Saskatoon	6.	115th	Marc Chorney	D	North Dakota Univ.
					1980				
1.	8th	Pierre Larouche	C	Sorel	1.	9th	Mike Bullard	C	Brantford
2.	26th	Traded to St. Louis with Brian Watson & Greg Polis for Bob Kelly, Steve Durbano & Ab DeMarco			2.	30th	Traded to Chicago for Dale Tallon		
2.	27th	Jacques Cossette	RW	Sorel (Choice acquired from Detroit for Roy Edwards)	3.	51st	Randy Boyd	D	Ottawa
3.	44th	Traded to Detroit for Nelson DeBenedet							
4.	62nd	Mario Faubert	D	St. Louis Univ.					
5.	80th	Bruce Aberhart	G	London					

PENGUINS ENTRY DRAFT SELECTIONS, 1967-94

RD	OV	NAME	POS	TEAM	RD	OV	NAME	POS	TEAM
1980 (continued)					1984 (continued)				
4.	72nd	Tony Feltrin	D	Victoria	4.	64th	Mark Teevans	RW	Peterborough
5.	93rd	Doug Shedden	RW	Sault Ste. Marie	5.	85th	Arto Javanainen	RW	Finland
6.	114th	Pat Graham	LW	Niagara Falls	6.	106th	Traded to Edmonton with Kevin McClelland for Tom Roulston		
7.	135th	Traded to Winnipeg for future considerations			7.	127th	Tom Ryan	D	Newton North,MA(HS)
8.	156th	Robert Geale	C	Portland	8.	148th	Traded to St.Louis for Gary Edwards		
9.	177th	Brian Lundberg	D	U. of Michigan	9.	169th	Jon Del Col	LW	Toronto
10.	198th	Steve McKenzie	D	St. Albert	10.	189th	Steve Hurt	RW	Hill-Murray, MN (HS)
1981					1985				
1.	7th	Traded to Montreal for Rod Schutt			11.	210th	Jim Steen	C	Moorhead, MN (HS)
2.	28th	Steve Gatzos	RW	Sault Ste. Marie	12.	250th	Mark Ziliootti	LW	Streetsville Jr. "B"
3.	49th	Tom Thornbury	D	Niagara Falls	1986				
4.	70th	Norm Schmidt	D	Oshawa	1.	2nd	Craig Simpson	C	Michigan State
5.	91st	Traded to Washington for Gary Rissling			2.	23rd	Lee Giffin	RW	Oshawa
6.	109th	Paul Edwards	D	Oshawa (Choice acquired from Hartford for Gilles Lupien)	3.	44th	Traded to Montreal for Denis Herron		
7.	133rd	Geoff Wilson	RW	Winnipeg	3.	58th	Bruce Racine	G	Northeastern Univ. (Choice acquired from Hartford for Greg Malone)
8.	154th	Mitch Lamoureux	C	Oshawa	4.	65th	Traded to Boston for Randy Hillier		
9.	175th	Dean DeFazio	LW	Brantford	5.	86th	Steve Gotaas	C	Prince Albert
10.	196th	Dave Hannan	C	Brantford	6.	114th	Stuart Marston	D	Longueuil (Choice acquired from Los Angeles for Marc Chorney)
1982					1986				
1.	10th	Rich Sutter	RW	Lethbridge	7.	128th	Steve Titus	G	Cornwall
2.	31st	Traded to Montreal with Denis Herron for Pat Hughes & Rob Holland			8.	149th	Paul Stanton	D	Cath. Mem., MA (HS)
2.	38th	Tim Hrynewich	LW	Sudbury Wolves (Choice acquired from Minnesota for Mark Johnson)	9.	170th	Jim Paek	D	Oshawa
3.	52nd	Troy Loney	LW	Lethbridge	10.	191st	Steve Shaunessy	D	Reading, MA (HS)
4.	73rd	Traded to Toronto for Paul Harrison			11.	212th	Doug Greschuk	D	St. Albert
5.	94th	Grant Sasser	C	Portland	12.	233rd	Greg Choules	LW	Chicoutimi
6.	115th	Traded to Toronto for Greg Hotham			1987				
7.	136th	Grant Couture	D	Lethbridge	1.	4th	Zarley Zalapski	D	Team Canada
8.	157th	Peter Derksen	LW	Portland	2.	25th	Dave Capuano	C	Mt. St. Charles, RI (HS)
9.	178th	Greg Gravel	C	Windsor	3.	46th	Brad Aitken	LW	Sault Ste. Marie
10.	199th	Stu Wenaas	D	Winnipeg	4.	67th	Rob Brown	C	Kamloops
11.	220th	Chris McCauley	RW	London	5.	88th	Sandy Smith	C	Brainerd, MN (HS)
12.	241st	Stan Bauch	G	Hibbling, MN (HS)	6.	109th	Jeff Daniels	LW	Oshawa
1983					7.	130th	Doug Hobson	D	Prince Albert
1.	1st	Traded to Minnesota with George Ferguson for Ron Meighan & Anders Hakansson			8.	151st	Steve Rohlik	LW	Hill-Murray, MN (HS)
1.	15th	Bob Errey	LW	Peterborough (Choice acquired from Minnesota with Anders Hakansson & Ron Meighan for George Ferguson)	9.	172nd	Dave McLwain	C	North Bay
2.	22nd	Todd Charlesworth	D	Oshawa	10.	193rd	Kelly Cain	C	London Knights
3.	43rd	Traded to Montreal for Gilles Lupien			11.	214th	Stan Drulia	RW	Belleville
3.	58th	Mike Rowe	D	Toronto (Choice acquired from Montreal for Gilles Lupien)	12.	235th	Rob Wilson	D	Sudbury
4.	63rd	Frank Pietrangelo	G	U. of Minnesota	1987				
5.	83rd	Traded to Toronto with Paul Marshall & Kim Davis for Paul Gardner & Dave Burrows			1.	5th	CHRIS JOSEPH	D	Seattle
6.	103rd	Pat Edmond	C	Hull Olympics	2.	26th	Richard Tabaracci	G	Cornwall Royals
7.	123rd	Paul Ames	D	Billerica, MA (HS)	3.	47th	Jamie Leach	RW	Hamilton
8.	143rd	Traded to Hartford with Russ Anderson for Rick MacLeish			4.	68th	Risto Kurkinen	LW	Jyht, Finland
9.	163rd	Marty Ketola	RW	Cloquet, MN (HS)	5.	89th	Jeff Waver	D	Hamilton
10.	183rd	Alec Haidy	RW	Sault Ste. Marie	6.	110th	Shawn McEachem	C	Matignon, MA (HS)
11.	203rd	Garth Hildebrand	LW	Calgary	7.	131st	Jim Bodden	C	Chatham Jr. "B"
12.	223rd	Dave Hoertz	D	Regina	8.	152nd	JIRI KUCERA	RW	Dukla Jihlava
1984					9.	173rd	Jack MacDougall	RW	New Prep, MA
1.	1st	MARIO LEMIEUX	C	Laval	10.	194th	Daryn McBride	C	Denver Univ.
1.	9th	Doug Bodger	D	Kamloops (Acquired from Winnipeg with Moe Mantha for Randy Carlyle)	11.	215th	Mark Carlston	LW	Philadelphia Jrs.
1.	16th	Roger Belanger	RW	Kingston (Acquired from Philadelphia as part of Rich Sutter trade)	12.	236th	Ake Liljebjorn	G	Brynas, Finland
2.	22nd	Traded to Philadelphia with Rich Sutter trade			1988				
3.	43nd	Traded to Philadelphia with Rich Sutter trade			1.	4th	Darrin Shannon	LW	Windsor
3.	58th	Traded to Vancouver for Keith McCarthy			2.	25th	Mark Major	RW	North Bay
					3.	46th	Traded to Montreal for Perry Ganchar		
					3.	62nd	Daniel Gauthier	LW	Victoriaville (Choice acquired from Montreal in Perry Ganchar deal)
					4.	67th	Mark Recchi	C	Kamloops
					5.	88th	GREG ANDRUSAK	D	U of Minnesota Duluth
					6.	109th	Traded to Los Angeles with Chris Kontos for Bryan Erickson		

PENGUINS ENTRY DRAFT SELECTIONS, 1967-94

RD	OV	NAME	POS	TEAM	RD	OV	NAME	POS	TEAM
1988 (continued)					1991 (continued)				
7.	130th	Troy Mick	LW	Portland	8.	170th	PETER McLAUGHLIN	LW	Belmont Hill Prep, MA
8.	151st	Jeff Blaeser	RW	St. John's Prep, MA (HS)	9.	192nd	JEFF LEMBKE	G	Omaha
9.	172nd	Rob Gaudreau	RW	Bsh. Hendricksen, RI (HS)	10.	214th	CHRIS TOK	D	Greenway, MN (HS)
10.	193rd	Don Pancoke	LW	Hamilton	11.	236th	PAUL DYCK	D	Moose Jaw
11.	214th	Cory Laylin	LW	St. Cloud Appollo, MN (HS)	12.	258th	PASI HUJURA	D	Iives, Finland
12.	235th	Darren Stolk	D	Lethbridge	1992				
1989					1.	19th	Martin Straka	C	Skoda Plzen, Czech.
1.	16th	Jamie Heward	RW	Regina	2.	43rd	Marc Hussey	D	Moose Jaw
2.	37th	Paul Laus	D	Niagara Falls	3.	67th	Travis Thiessen	D	Mosse Jaw
3.	58th	John Brill	RW	Grand Rapids, MN (HS)	4.	91st	Todd Klassen	D	Tri-City Americans
4.	79th	Todd Nelson	D	Prince Albert	5.	115th	PHILIPPE DeROUVILLE	G	College Francais
5.	100th	Tom Nevers	C	Edina, MN (HS)	6.	139th	Artem Kopot	D	Trakor Chelyabinsk, CIS
6.	121st	Mike Markovich	D	U. of Denver	7.	163rd	JAN ALINC	C	Litvinov, Czech.
6.	126th	Mike Needham	RW	Kamloops	8.	187th	FRAN BUSSEY	C	Duluth-East, MN (HS)
(Choice acquired from Calgary for Steve Guenette)					9.	211th	BRIAN BONIN	C	White Bear Lake, MN
7.	142nd	Pat Schafhauser	D	Hill-Murray, MN (HS)	10.	235th	BRIAN CALLAHAN	LW	Belmont Hill Prep, MA
8.	163rd	Dave Shute	C	Victoria	11.	Traded to St. Louis for Gord Roberts			
9.	184th	Andrew Wolf	D	Victoria	1993				
10.	205th	Greg Hagen	RW	Hill-Murray, MN (HS)	1.	26th	STEFAN BERGKVIST	D	Leksand, Sweden
11.	226th	Scott Farrell	D	Spokane	2.	52nd	DOMENIC PITTIS	C	Lethbridge
12.	247th	Jason Smart	C	Saskatoon	3.	62nd	DAVE ROCHE	LW	Peterborough
1990					4.	104th	JONAS ANDERSSON-JUNKKA	D	Kiruna
1.	5th	JAROMIR JAGR	RW	Kladno, Czechoslovakia	5.	130th	CHRIS KELLEHER	D	St. Sebastian's HS
2.	26th	Traded to Calgary for Joe Mullen			6.	156th	PATRICK LALIME	G	Shawigan
3.	47th	Traded to Philadelphia for Wendell Young			7.	182nd	Sean Seimser	LW	Red Deer
3.	61st	JOE DZIEDZIC	LW	Edison, MN (HS)	8.	208th	Larry McMorrان	C	Seattle
(Acquired from Buffalo in Tom Barraso trade)					9.	234th	TIM HARBERTS	C	Wayzata, MN (HS)
4.	68th	CHRIS TAMER	D	Univ. of Michigan	10.	260th	LEONID TOROPCHENKO	C	Springfield
5.	89th	Brian Farrell	C	Avon Old Farms Prep	11.	286th	HANS JONNSON	D	MoDo
6.	107th	IAN MORAN	D	Belmont Hill Prep, MA	1994				
(Acquired from Vancouver in Rod Buskas trade)					1.	24th	CHRIS WELLS	C	Seattle
6.	110th	Denis Casey	G	Colorado College	2.	50th	RICHARD PARK	C	Belleville
7.	130th	MIKA VALILA	C	Tappara, Finland	3.	57th	SVEN BUTENSCHON	D	Brandon
(Acquired from Philadelphia in Wendell Young trade)					(Acquired from Hartford in Frank Pietrangelo trade.)				
7.	131st	Ken Plaguin	D	Michigan Tech	3.	73rd	GREG CROZIER	LW	Lawrence Acad., MA
7.	145th	PAT NEATON	D	Univ. of Michigan	(Acquired from Boston in Paul Stanton trade.)				
(Acquired from Buffalo in Wayne Van Dorp trade)					3.	76th	ALEXEI KRIVCHENKOV	D	CSKA
8.	152nd	Petteri Koskimaki	C	Boston University	4.	102nd	THOMAS O'CONNOR	D	Springfield
9.	173rd	LADISLAV KARABIN	LW	Bratislava	5.	128th	CLINT JOHNSON	LW	Duluth East, MN (HS)
10.	194th	Timothy Fingerhut	LW	Canterbury Prep, NJ	6.	154th	VALENTIN MOROZOV	C	CSKA
11.	215th	Michael Thompson	RW	Michigan State	7.	161st	SERGE AUBIN	C	Granby
12.	236th	Brian Bruininks	D	Colorado College	(Acquired from Hartford in Frank Pietrangelo trade.)				
1991					7.	180th	DREW PALMER	D	Seattle
1.	16th	MARKUS NASLUND	LW	MoDo, Sweden	8.	206th	BORIS ZELENKO	LW	CSKA
2.	38th	RUSTY FITZGERALD	C	Duluth-East, MN (HS)	9.	232nd	JASON GODBOUT	D	Hill-Murray, MN (HS)
3.	60th	Shane Peacock	D	Lethbridge	10.	258th	MIKHAIL KAZAKEVICH	C	Yaroslavl
4.	82nd	JOE TAMMINEN	C	Virginia, MN (HS)	11.	284th	BRIAN LEITZA	G	Sioux City
5.	104th	Robert Melanson	D	Les Olympiques de Hull					
6.	126th	BRIAN CLIFFORD	C	Nichols Academy Prep					
7.	148th	ED PATTERSON	RW	Kamloops Blazers					

PENGUINS OLYMPIANS

Player	Represented	Year	Finish
Shawn McEachern	USA	1992	4th
Scott Young	USA	1988	7th
Kevin Stevens	USA	1988	7th
Zarley Zalapski	Canada	1988	4th
Jiri Hrdina	Czechoslovakia	1988	6th
Scott Bjugstad	USA	1984	7th
Arto Javanainen	Finland	1984	6th
Petteri Lehto	Finland	1984	6th
Darren Lowe	Canada	1984	4th
Mark Johnson	USA	1980	1st (GOLD)
Mike Ramsey	USA	1980	1st (GOLD)
Bob Paradise	USA	1968	6th
Craig Patrick	USA	1980	Asst. Coach (1st)
Bob Johnson	USA	1976	Coach (5th)

PENGUINS SEASON AND CAREER RECORDS

MOST GAMES PLAYED

SEASON		CAREER	
Larry Murphy	84 - 1993-94	Jean Pronovost	753
Joe Mullen	84 - 1993-94	Rick Kehoe	722
Martin Straka	84 - 1993-94	Ron Stackhouse	621
Ron Francis	84 - 1992-93	Ron Schock	619
Shawn McEachern	84 - 1992-93	MARIO LEMIEUX	599
Kevin Stevens	83 - 1993-94	Dave Burrows	573
Larry Murphy	83 - 1992-93	Bob Errey	572
Ron Francis	82 - 1993-94	Troy Loney	532
Troy Loney	82 - 1992-93	Syl Apps	495
		Greg Malone	495
		Kevin Stevens	458

MOST GOALS

SEASON		CAREER	
Mario Lemieux	85 - 1988-89	MARIO LEMIEUX	494
Mario Lemieux	70 - 1987-88	Jean Pronovost	316
Mario Lemieux	69 - 1992-93	Rick Kehoe	312
Rick Kehoe	55 - 1980-81	Kevin Stevens	251
Kevin Stevens	55 - 1992-93	Mike Bullard	186
Mario Lemieux	54 - 1986-87	JAROMIR JAGR	157
Kevin Stevens	54 - 1991-92	Syl Apps	151
Pierre Larouche	53 - 1975-76	Joe Mullen	146
Jean Pronovost	52 - 1975-76	Greg Malone	143
Mike Bullard	51 - 1983-84	Lowell MacDonald	140
Rob Brown	49 - 1988-89	Bob Errey	132
Mario Lemieux	48 - 1985-86	Ron Schock	124
Rick Tocchet	48 - 1992-93	Doug Shedden	123

MOST ASSISTS

SEASON		CAREER	
Mario Lemieux	114 - 1988-89	MARIO LEMIEUX	703
Mario Lemieux	98 - 1987-88	Syl Apps	349
Mario Lemieux	93 - 1985-86	Paul Coffey	332
Mario Lemieux	91 - 1992-93	Rick Kehoe	324
Mario Lemieux	87 - 1991-92	Jean Pronovost	287
Paul Coffey	83 - 1988-89	Ron Schock	280
Mario Lemieux	78 - 1989-90	Ron Stackhouse	277
Ron Francis	76 - 1992-93	Kevin Stevens	276
Paul Coffey	74 - 1989-90	Randy Carlyle	257
Mark Recchi	73 - 1990-91	JAROMIR JAGR	235
Paul Coffey	69 - 1990-91	RON FRANCIS	232
Kevin Stevens	69 - 1991-92	Larry Murphy	223

MOST POINTS

SEASON		CAREER	
Mario Lemieux	199 - 1988-89	MARIO LEMIEUX	1211
Mario Lemieux	168 - 1987-88	Rick Kehoe	636
Mario Lemieux	160 - 1992-93	Jean Pronovost	603
Mario Lemieux	141 - 1985-86	Kevin Stevens	527
Mario Lemieux	131 - 1991-92	Syl Apps	500
Mario Lemieux	123 - 1989-90	Paul Coffey	440
Kevin Stevens	123 - 1991-92	Ron Schock	404
Rob Brown	115 - 1988-89	JAROMIR JAGR	389
Paul Coffey	113 - 1988-89	Greg Malone	364
Mark Recchi	113 - 1990-91	Mike Bullard	361
Pierre Larouche	111 - 1975-76	Ron Stackhouse	343
Kevin Stevens	111 - 1992-93	Randy Carlyle	323
Rick Tocchet	109 - 1992-93	RON FRANCIS	317
Mario Lemieux	107 - 1986-87	Lowell MacDonald	306
Jean Pronovost	104 - 1975-76	Joe Mullen	303
Paul Coffey	103 - 1989-90	Larry Murphy	301
Mario Lemieux	100 - 1984-85	Doug Shedden	282
Ron Francis	100 - 1992-93	Dan Quinn	273

PENGUINS SEASON AND CAREER RECORDS

MOST PENALTIES MINUTES

SEASON		CAREER	
Paul Baxter	409 - 1981-82	Troy Loney	980
Dave Schultz	378 - 1977-78	Kevin Stevens	968
Pat Price	322 - 1981-82	Rod Buskas	959
Gary Rissing	297 - 1983-84	Bryan Watson	871
Jay Caufield	285 - 1988-89	Paul Baxter	851
Kevin Stevens	252 - 1991-92	Gary Rissing	832
Rick Tocchet	252 - 1992-93	Ulf Samuelsson	804
Ulf Samuelsson	249 - 1992-93	Jay Caufield	714
Paul Baxter	238 - 1982-83	Russ Anderson	684
Pat Boutette	230 - 1981-82	Jim Johnson	658
Marty McSorley	224 - 1983-84	Bob Errey	651
Dan Frawley	218 - 1986-87	MARIO LEMIEUX	618

MOST POWER PLAY GOALS

SEASON		CAREER	
Mario Lemieux	31 - 1988-89	MARIO LEMIEUX	155
Kevin Stevens	26 - 1992-93	Kevin Stevens	108
Rob Brown	24 - 1988-89	Rick Kehoe	95
Mario Lemieux	22 - 1987-88	Jean Pronovost	70
Dan Quinn	21 - 1987-88	Paul Gardner	59
Paul Gardner	21 - 1981-82	Mike Bullard	59
Kein Stevens	21 - 1993-94	Dan Quinn	52
Rick Kehoe	20 - 1980-81	Rob Brown	51
Paul Gardner	20 - 1982-83	Doug Shedden	45
Rick Tocchet	20 - 1992-93	Joe Mullen	42

MOST GAME WINNING GOALS

SEASON		CAREER	
Mario Lemieux	10 - 1992-93	MARIO LEMIEUX	50
Joe Mullen	9 - 1993-94	Jean Pronovost	42
Jaromir Jagr	9 - 1992-93	JAROMIR JAGR	30
Mark Recchi	9 - 1990-91	Kevin Stevens	27
Jean Pronovost	9 - 1974-75	Rick Kehoe	26
Mario Lemieux	8 - 1988-89	Joe Mullen	21
Jaromir Jagr	7 - 1994-95	Syl Apps	20
Mario Lemieux	7 - 1987-88	Peter Lee	18
Terry Ruskowski	7 - 1985-86	Ron Schock	17
Peter Lee	7 - 1978-79	Mark Recchi	17

MOST SHORT-HANDED GOALS

SEASON		CAREER	
Mario Lemieux	13 - 1988-89	MARIO LEMIEUX	37
Mario Lemieux	10 - 1987-88	Ron Schock	14
Mario Lemieux	6 - 1992-93	Jean Pronovost	14
Syl Apps	4 - 1973-74	George Ferguson	12
Jean Pronovost	4 - 1973-74	Syl Apps	11
Vic Hadfield	4 - 1974-75	Phil Bourque	10
Phil Bourque	4 - 1990-91	Dave Hannan	8
Mario Lemieux	4 - 1992-93	Bob Errey	7
Rick Tocchet	4 - 1992-93	Joe Mullen	7

PENGUINS SEASON AND CAREER RECORDS

MOST SHOTS ON GOAL

SEASON		CAREER	
Mario Lemieux	382 - 1987-88	MARIO LEMIEUX	2,389
Paul Coffey	342 - 1988-89	Jean Pronovost	2,310
Kevin Stevens	326 - 1992-93	Rick Kehoe	2,165
Kevin Stevens	325 - 1991-92	Kevin Stevens	1,521
Paul Coffey	324 - 1989-90	Ron Stackhouse	1,342
Pierre Larouche	319 - 1975-76	Paul Coffey	1,306
Mario Lemieux	313 - 1988-89	Ron Schock	1,227
Jean Pronovost	299 - 1975-76	Syl Apps	1,168
Rick Kehoe	299 - 1980-81		
Jaromir Jagr	298 - 1993-94		

MOST OVERTIME GOALS

SEASON		CAREER	
Mario Lemieux	2 - 1986-87	MARIO LEMIEUX	7
Mario Lemieux	2 - 1987-88	JAROMIR JAGR	3
Jaromir Jagr	2 - 1992-93	Kevin Stevens	3
		Randy Hillier	2

MOST POWER PLAY ASSISTS

SEASON	
Mario Lemieux	58 - 1987-88
Paul Coffey	53 - 1988-89
Mario Lemieux	49 - 1988-89
Mario Lemieux	45 - 1985-86
Ron Francis	40 - 1992-93
Randy Carlyle	39 - 1980-81
Mario Lemieux	39 - 1992-93
Paul Coffey	38 - 1989-90

MOST POWER PLAY POINTS

SEASON	
Mario Lemieux	80 - 1987-88
Mario Lemieux	80 - 1988-89
Paul Coffey	64 - 1988-89
Mario Lemieux	62 - 1985-86
Mario Lemieux	55 - 1992-93
Rick Kehoe	50 - 1981-82
Mario Lemieux	49 - 1989-90
Ron Francis	49 - 1992-93

MOST WINS BY A GOALTENDER

SEASON		CAREER	
Tom Barrasso	43 - 1992-93	TOM BARRASSO	142
Tom Barrasso	27 - 1990-91	Denis Herron	88
Ken Wregget	25 - 1994-95	KEN WREGGET	64
Tom Barrasso	25 - 1991-92	Les Binkley	58
Michel Dion	25 - 1981-82	Greg Millen	57
Greg Millen	25 - 1980-81	Roberto Romano	46
Michel Plasse	24 - 1975-76	Jim Rutherford	44
Gary Inness	24 - 1974-75	Michel Dion	42

MOST GAMES BY A GOALTENDER

SEASON		CAREER	
Greg Millen	63 - 1980-81	Dennis Herron	290
Tom Barrasso	63 - 1992-93	TOM BARRASSO	280
Michel Dion	62 - 1981-82	Les Binkley	196
Dennis Herron	60 - 1977-78	Michel Dion	151
Gary Inness	57 - 1974-75	Greg Millen	135

MOST SHUTOUTS BY A GOALTENDER

SEASON		CAREER	
Les Binkley	6 - 1967-68	Les Binkley	11
Dunc Wilson	5 - 1976-77	TOM BARRASSO	8
Tom Barrasso	4 - 1992-93	Denis Herron	6
Les Binkley	3 - 1969-70	Dunc Wilson	5
Jim Rutherford	3 - 1972-73		

PENGUINS LEADERS BY SEASON

SEASON	GOALS	ASSISTS	POINTS
1967-68	22 - McDonald, Ab	39 - Bathgate, Andy	58 - Bathgate, Andy
1968-69	25 - McCreary, Keith	38 - Burns, Charlie	52 - Schinkel, Ken
1969-70	20 - Prentice, Dean	32 - Briere, Michel	51 - Prentice, Dean
1970-71	21 - McCreary, Keith - Prentice, Dean - Pronovost, Jean	32 - Hextall, Bryan	48 - Hextall, Bryan
1971-72	30 - Polis, Greg - Pronovost, Jean	44 - Apps, Syl	59 - Apps, Syl
1972-73	35 - McDonough, Al	56 - Apps, Syl	85 - Apps, Syl
1973-74	43 - MacDonald, Lowell	61 - Apps, Syl	85 - Apps, Syl
1974-75	43 - Pronovost, Jean	63 - Schock, Ron	86 - Schock, Ron
1975-76	53 - Larouche, Pierre	67 - Apps, Syl	111 - Larouche, Pierre
1976-77	33 - Pronovost, Jean	43 - Apps, Syl	64 - Pronovost, Jean
1977-78	40 - Pronovost, Jean	43 - Malone, Greg	65 - Pronovost, Jean
1978-79	35 - Malone, Greg	42 - Kindrachuk, Orest	65 - Malone, Greg
1979-80	30 - Kehoe, Rick	32 - Malone, Greg	60 - Kehoe, Rick
1980-81	55 - Kehoe, Rick	67 - Carlyle, Randy	88 - Kehoe, Rick
1981-82	36 - Bullard, Mike - Gardner, Paul	64 - Carlyle, Randy	85 - Kehoe, Rick
1982-83	29 - Kehoe, Rick	44 - Malone, Greg	67 - Shedden, Doug
1983-84	51 - Bullard, Mike	41 - Bullard, Mike	92 - Bullard, Mike
1984-85	43 - Lemieux, Mario	57 - Lemieux, Mario	100 - Lemieux, Mario
1985-86	48 - Lemieux, Mario	93 - Lemieux, Mario	141 - Lemieux, Mario
1986-87	54 - Lemieux, Mario	53 - Lemieux, Mario	107 - Lemieux, Mario
1987-88	70 - Lemieux, Mario	98 - Lemieux, Mario	168 - Lemieux, Mario
1988-89	85 - Lemieux, Mario	114 - Lemieux, Mario	199 - Lemieux, Mario
1989-90	45 - Lemieux, Mario	78 - Lemieux, Mario	123 - Lemieux, Mario
1990-91	40 - Recchi, Mark - Stevens, Kevin	73 - Recchi, Mark	113 - Recchi, Mark
1991-92	54 - Stevens, Kevin	87 - Lemieux, Mario	131 - Lemieux, Mario
1992-93	69 - Lemieux, Mario	91 - Lemieux, Mario	160 - Lemieux, Mario
1993-94	61 - Stevens, Kevin	67 - Jagr, Jaromir	99 - Jagr, Jaromir
1994-95	32 - Jagr, Jaromir	48 - Francis, Ron	70 - Jagr, Jaromir
SEASON	GAME-WINNING GOALS	POWER PLAY GOALS	SHORT-HANDED GOALS
1967-68	4 - Bathgate, Andy	6 - McDonald, Ab	1 - McDonald, Ab
1968-69	4 - McCreary, Keith	8 - McCreary, Keith - Schinkel, Ken	1 - Ingardfield, Earl
1969-70	5 - Schinkel, Ken	12 - Prentice, Dean	2 - Pronovost, Jean - Woytowich, Bob
1970-71	3 - Bathgate, Andy - McCreary, Keith	7 - Bathgate, Andy - Prentice, Dean	1 - Fonteyne, Val - Schock, Ron
1971-72	5 - Hextall, Bryan	8 - Polis, Greg	2 - Schock, Ron
1972-73	5 - Pronovost, Jean	8 - Polis, Greg - Shack, Eddie	3 - Schock, Ron
1973-74	4 - McDonough, Al	9 - MacDonald, Lowell	4 - Apps, Syl
1974-75	9 - Pronovost, Jean	11 - Pronovost, Jean	4 - Hadfield, Vic
1975-76	4 - Apps, Syl - Kelly, Bob	18 - Larouche, Pierre	2 - Morrison, Lew - Pronovost, Jean
1976-77	6 - Larouche, Pierre	8 - Larouche, Pierre	2 - Apps, Syl
1977-78	5 - Pronovost, Jean	12 - Pronovost, Jean	2 - Mahovich, Pete - Pronovost, Jean
1978-79	7 - Lee, Peter	10 - Lee, Peter	3 - Ferguson, George
1979-80	5 - Marshall, Paul	7 - Kehoe, Rick	3 - Ferguson, George
1980-81	5 - Kehoe, Rick - Schutt, Rod	20 - Kehoe, Rick	3 - Ferguson, George
1981-82	5 - Bullard, Mike	21 - Gardner, Paul	3 - Ferguson, George
1982-83	4 - Boutette, Pat	20 - Gardner, Paul	1 - Boutette, Pat - Carlyle, Randy - Shedden, Doug
1983-84	3 - Kehoe, Rick	15 - Bullard, Mike	2 - McClelland, Kevin
1984-85	3 - Babych, Wayne - Bullard, Mike - Shedden, Doug - Young, Warren	14 - Bullard, Mike	2 - Lamoreux, Mitch
1985-86	7 - Ruskowski, Terry	17 - Shedden, Doug	3 - Hannan, Dave
1986-87	5 - Cunneynworth, Randy	19 - Lemieux, Mario	3 - Quinn, Dan
1987-88	7 - Lemieux, Mario	22 - Lemieux, Mario	10 - Lemieux, Mario
1988-89	8 - Lemieux, Mario	31 - Lemieux, Mario	13 - Lemieux, Mario
1989-90	4 - Cullen, John - Lemieux, Mario - Recchi, Mark	14 - Lemieux, Mario	3 - Lemieux, Mario
1990-91	9 - Recchi, Mark	18 - Stevens, Kevin	4 - Bourque, Phil
1991-92	5 - Lemieux, Mario	19 - Stevens, Kevin	4 - Lemieux, Mario
1992-93	10 - Lemieux, Mario	26 - Stevens, Kevin	6 - Lemieux, Mario
1993-94	9 - Mullen, Joe	21 - Stevens, Kevin	2 - McEachern, Shawn - Mullen, Joe
1994-95	7 - Jagr, Jaromir	8 - Jagr, Jaromir	3 - Jagr, Jaromir

PENGUINS LEADERS BY SEASONS

SEASON	PENALTY MINUTES	SHOTS	PLUS/MINUS
1967-68	74 - Boivin, Leo	293 - Bathgate, Andy	-2 - Andrea, Paul
1968-69	81 - McCallum, Dunc	226 - Schinkel, Ken	0 - Ubricco, Gene
1969-70	189 - Watson, Bryan	225 - Schinkel, Ken	-1 - Watson, Bryan
1970-71	133 - Hextall, Bryan	225 - Pronovost, Jean	+10 - Boyer, Wally
1971-72	212 - Watson, Bryan	214 - Pronovost, Jean	+18 - Apps, Syl
1972-73	179 - Watson, Bryan	284 - McDonough, Al	+37 - MacDonald, Lowell
1973-74	138 - Durbano, Steve	260 - MacDonald, Lowell	+21 - Apps, Syl
1974-75	172 - Campbell, Colin	275 - Pronovost, Jean	+29 - Wilkins, Barry
1975-76	161 - Durbano, Steve	319 - Larouche, Pierre	+27 - Burrows, Dave
1976-77	115 - Kelly, Bob	250 - Kehoe, Rick	+13 - Kelly, Bob
1977-78	378 - Schultz, Dave	219 - Pronovost, Jean	+4 - Mahovlich, Pete
1978-79	157 - Schultz, Dave	219 - Lee, Peter	+21 - Stackhouse, Ron
1979-80	166 - Clackson, Kim	239 - Kehoe, Rick	+16 - Stackhouse, Ron
1980-81	204 - Baxter, Paul	299 - Kehoe, Rick	+4 - Johnson, Mark
1981-82	409 - Baxter, Paul	249 - Kehoe, Rick	+9 - Sheppard, Greg
1982-83	238 - Baxter, Paul	203 - Kehoe, Rick	-9 - Lee, Peter
1983-84	297 - Rissling, Gary	214 - Flockhart, Ron	+3 - Maxwell, Bryan
1984-85	209 - Rissling, Gary	209 - Lemieux, Mario	-6 - Rissling, Gary
1985-86	174 - Frawley, Dan	276 - Lemieux, Mario	+15 - Blaisdell, Mike
1986-87	218 - Frawley, Dan	267 - Lemieux, Mario	+14 - Cunneynworth, Randy
1987-88	206 - Buskas, Rod	382 - Lemieux, Mario	+23 - Lemieux, Mario
1988-89	285 - Caufield, Jay	342 - Coffey, Paul	+41 - Lemieux, Mario
1989-90	171 - Stevens, Kevin	324 - Coffey, Paul	+11 - Hillier, Randy
1990-91	211 - Samuelsson, Ulf	253 - Stevens, Kevin	+17 - Roberts, Gord
1991-92	252 - Stevens, Kevin	325 - Stevens, Kevin	+33 - Murphy, Larry
1992-93	252 - Tocchet, Rick	326 - Stevens, Kevin	+55 - Lemieux, Mario
1993-94	199 - Samuelsson, Ulf	298 - Jagr, Jaromir	+24 - Straka, Martin
1994-95	114 - Leroux, Francois	192 - Jagr, Jaromir	+30 - Francis, Ron

SEASON	GOALS AGAINST AVERAGE	SHUTOUTS	WINS
1967-68	2.86 - Bassen, Hank	6 - Binkley, Les	20 - Binkley, Les
1968-69	3.20 - Daley, Joe	2 - Daley, Joe	10 - Binkley, Les
1969-70	3.03 - Smith, Al	3 - Binkley, Les	- Daley, Joe
1970-71	2.86 - Binkley, Les	2 - Binkley, Les	15 - Smith, Al
1971-72	3.22 - Rutherford, Jim	- Smith, Al	11 - Binkley, Les
1972-73	2.91 - Rutherford, Jim	1 - Rutherford, Jim	17 - Rutherford, Jim
1973-74	3.44 - Rutherford, Jim	3 - Rutherford, Jim	13 - Brown, Andy
1974-75	3.09 - Inness, Gary	1 - Brown, Andy	13 - Brown, Andy
1975-76	3.45 - Plasse, Michel	2 - Inness, Gary	24 - Inness, Gary
1976-77	2.94 - Herron, Denis	2 - Plasse, Michel	24 - Plasse, Michel
1977-78	3.57 - Herron, Denis	5 - Wilson, Dunc	18 - Wilson, Dunc
1978-79	3.37 - Herron, Denis	None	20 - Herron, Denis
1979-80	3.64 - Millen, Greg	2 - Millen, Greg	22 - Herron, Denis
1980-81	4.16 - Millen, Greg	None	18 - Millen, Greg
1981-82	3.79 - Dion, Michel	1 - Edwards, Gary	25 - Millen, Greg
1982-83	4.26 - Dion, Michel	1 - Herron, Denis	25 - Dion, Michel
1983-84	4.08 - Herron, Denis	1 - Herron, Denis	12 - Dion, Michel
1984-85	4.42 - Romano, Roberto	- Romano, Roberto	8 - Herron, Denis
1985-86	3.56 - Romano, Roberto	1 - Herron, Denis	10 - Herron, Denis
1986-87	3.43 - Meloche, Gilles	- Romano, Roberto	21 - Romano, Roberto
1987-88	3.35 - Guenette, Steve	None	23 - Meloche, Gilles
1988-89	4.04 - Barrasso, Tom	1 - Guenette, Steve	12 - Guenette, Steve
1989-90	4.17 - Young, Wendell	- Pietrangelo, Frank	18 - Barrasso, Tom
1990-91	3.59 - Barrasso, Tom	None	16 - Young, Wendell
1991-92	3.53 - Barrasso, Tom	1 - Young, Wendell	27 - Barrasso, Tom
1992-93	3.01 - Barrasso, Tom	1 - Barrasso, Tom	25 - Barrasso, Tom
1993-94	3.36 - Barrasso, Tom	4 - Barrasso, Tom	43 - Barrasso, Tom
1994-95	3.21 - Wregget, Ken	2 - Barrasso, Tom	22 - Barrasso, Tom
		None	25 - Wregget, Ken

PENGUINS TEAM RECORDS, 1967-95

SEASON RECORDS

(All records were set in seasons of between 70 and 80 games, except where noted.)

POINTS

Most Overall:	119 (1992-93)	(84 games)
	89 (1974-75)	
Most Home:	66 (1992-93)	(84 games)
	60 (1974-75)	
Most Road:	49 (1992-93)	(84 games)
	39 (1991-92)	
Fewest Overall:	38 (1983-84)	
Fewest Home:	18 (1983-84)	
Fewest Road:	13 (1982-83)	

WINS

Most Overall:	56 (1992-93)	(84 games)
	41 (1990-91)	
Most Home:	31 (1992-93)	(84 games)
	25 (1974-75 & 1990-91)	
Most Road:	23 (1992-93)	(84 games)
	18 (1991-92)	
Fewest Overall:	16 (1983-84)	
Fewest Home:	7 (1983-84)	
Fewest Road:	3 (1970-71)	

LOSSES

Most Overall:	58 (1983-84)	
Most Home:	29 (1983-84)	
Most Road:	31 (1982-83)	
Fewest Overall:	21 (1992-93)	(84 games)
Fewest Home:	5 (1974-75)	
Fewest Road:	15 (1992-93)	(84 games)

TIES

Most Overall:	20 (1970-71)	
Most Home:	10 (1967-68 & 1974-75)	
Most Road:	11 (1970-71)	
Fewest Overall:	6 (1990-91)	
Fewest Home:	3 (1980-81, 1988-89, 1989-90 & 1990-91)	
Fewest Road:	3 (Six times-last time- 1992-93)	

GOALS:

Most For Overall:	367 (1992-93)	(84 games)
	347 (1988-89)	
Most For Home:	198 (1992-93)	(84 games)
	196 (1975-76)	
Most For Road:	162 (1988-89)	
Most Against Overall:	394 (1982-83)	
Most Against Home:	182 (1983-84)	
Most Against Road:	224 (1982-83)	
Fewest For Overall:	182 (1969-70)	
Fewest For Home:	99 (1968-69)	
Fewest For Road:	77 (1969-70)	
Fewest Against Overall:	216 (1967-68)	
Fewest Against Home:	92 (1970-71)	
Fewest Against Road:	115 (1967-68)	

ASSISTS

Most For:	633 (1992-93)	(84 games)
	596 (1991-92)	
Most Against:	665 (1982-83)	
Fewest For:	294 (1969-70)	
Fewest Against:	338 (1967-68)	

POINTS:

Most For:	1,000 (1992-93)	(84 games)
	939 (1991-92)	
Most Against:	1,049 (1982-83)	
Fewest For:	476 (1969-70)	
Fewest Against:	554 (1967-68)	

PENALTIES

Most For:	897 (1988-89)
Most Against:	906 (1988-89)
Fewest For:	248 (1967-68)
Fewest Against:	330 (1967-68)

PENALTY MINUTES

Most For:	2,670 (1988-89)
Most Against:	2,702 (1988-89)
Fewest For:	554 (1967-68)
Fewest Against:	750 (1967-68)

MINORS

Most For:	773 (1987-88)
Most Against:	752 (1987-88)
Fewest For:	237 (1967-68)
Fewest Against:	315 (1967-68)

MAJORS

Most For:	118 (1988-89)
Most Against:	114 (1988-89)
Fewest For:	1 (1967-68)
Fewest Against:	6 (1967-68)

MISCONDUCTS

Most For:	69 (1981-82)
Most Against:	87 (1981-82)
Fewest For:	1 (1968-69)
Fewest Against:	7 (1976-77)

SHOTS ON GOAL

Most For:	2,761 (1974-75)
Most Against:	2,908 (1983-84)
Fewest For:	2,231 (1968-69)
Fewest Against:	2,168 (1987-88)

POWER PLAY GOALS

Most For:	119 (1988-89)
Most Against:	120 (1987-88)
Fewest For:	37 (1967-68)
Fewest Against:	31 (1967-68)

POWER PLAY CHANCES

Most For:	500 (1987-88)
Most Against:	507 (1987-88)
Fewest For:	262 (1977-78 & 1979-80)
Fewest Against:	193 (1967-68)

POWER PLAY PERCENTAGE

Highest For:	24.7 (1981-82)
Highest Against:	27.4 (1982-83)
Lowest For:	13.6 (1967-68)
Lowest Against:	16.1 (1967-68)

SHORT-HANDED GOALS

Most For:	21 (1988-89)
Most Against:	22 (1984-85) (NHL Record)

PENGUINS TEAM RECORDS, 1967-95

Fewest For: 2 (1967-68 & 1968-69)
 Fewest Against: 4 (1973-74, 1978-79 & 1979-80)

80-OR-MORE POINT PLAYERS

Most For: 6 (1992-93) (1992-93)
 Fewest For: 0 (10 times-last time-1982-83)

90-OR-MORE POINT PLAYERS

Most For: 5 (1992-93) (84 games)
 Fewest For: 0 (11 times-last time- 1982-83)

100-OR-MORE POINT PLAYERS

Most For: 4 (1992-93) (84 games)
 Fewest For: 0 (17 times-last time- 1993-94) (84 games)

20-OR-MORE GOAL PLAYERS

Most For: 9 (1974-75 & 1989-90)
 Fewest For: 1 (1968-69)

30-OR-MORE GOAL PLAYERS

Most For: 5 (1975-76 & 1992-93)
 Fewest For: 0 (Five times-last time-1982-83)

40-OR-MORE GOAL PLAYERS

Most For: 3 (1991-92 & 1992-93)
 Fewest For: 0 (11 times-last time-1982-83)

50-OR-MORE GOAL PLAYERS

Most For: 2 (1975-76 & 1992-93)
 Fewest For: 0 (18 times-last time-1993-94)

40-OR-MORE ASSIST PLAYERS

Most For: 7 (1975-76)
 Fewest For: 0 (Five times-last time-1979-80)

50-OR-MORE ASSIST PLAYERS

Most For: 6 (1992-93) (84 games)
 Fewest For: 0 (11 times-last time-1983-84)

60-OR-MORE ASSIST PLAYERS

Most For: 5 (1992-93) (84 games)
 Fewest For: 0 (14 times-last time-1986-87)

100-OR-MORE PENALTY MINUTE PLAYERS

Most For: 15 (1988-89)
 Fewest For: 0 (1967-68 & 1968-69)

200-OR-MORE PENALTY MINUTE PLAYERS

Most For: 3 (1981-82)
 Fewest For: 0 (14 times-last time-1993-94)

GAME RECORDS

GOALS

Most For, Home:
 12 vs Washington (March 15, 1975)
 12 vs Toronto (December 26, 1991)
 Most For, Road:
 10 at NY Rangers (April 9, 1993)
 Most Against, Home:
 11 vs NY Rangers (November 25, 1992)
 Most Against, Road:
 13 at Philadelphia (March 22, 1984)

Most For, Two Consecutive Games:
 18 (March 15 to March 16, 1975)
 18 (December 23 to December 26, 1991)
 18 (December 26 to December 28, 1991)
 Most Against, Two Consecutive Games:
 19 (March 22 to March 24, 1984)
 Most For, Both Teams, Home:
 17 vs Edmonton (February 19, 1983)
 (Edmonton 10, Pittsburgh 7)
 Most For, Both Teams, Road:
 17 at Philadelphia (March 22, 1984)
 (Philadelphia 13, Pittsburgh 4)

LARGEST MARGIN OF VICTORY

Home:
 11 (12-1 vs Washington - March 15, 1975)
 11 (12-1 vs Toronto - December 26, 1991)
 Road:
 8 (8-0 at San Jose - December 5, 1991)

LARGEST MARGIN OF DEFEAT

Home:
 8 (9-1 vs Montreal - October 23, 1976)
 8 (9-1 vs Buffalo - April 5, 1980)
 8 (8-0 vs Washington - Oct. 29, 1991)
 8 (11-3 vs NY Rangers - Nov. 25, 1992)
 Road:
 12 (12-0 at Montreal - February 22, 1979)

ASSISTS

Most For, Home:
 20 vs Washington (March 15, 1975)
 20 vs Toronto (December 26, 1991)
 Most For, Road:
 17 at NY Rangers (December 3, 1990)
 Most Against, Home:
 19 vs NY Rangers (November 25, 1992)
 Most Against, Road:
 22 at Philadelphia (March 22, 1984)
 Most For, Both Teams, Home:
 28 vs Edmonton (February 19, 1983)
 28 vs NY Islanders (February 6, 1990)
 Most for, Both Teams, Road:
 29 at Hartford (December 26, 1980)

POINTS

Most For, Home:
 32 vs Washington (March 15, 1975)
 32 vs Toronto (December 26, 1991)
 Most For, Road:
 25 at NY Rangers (December 3, 1990)
 Most Against, Home:
 30 vs NY Rangers (November 25, 1992)
 Most Against, Road:
 35 at Philadelphia (March 22, 1984)
 Most For, Both Teams, Home:
 45 vs Edmonton (February 19, 1983)
 Most For, Both Teams, Road:
 45 at Hartford (December 26, 1980)
 45 at Philadelphia (March 22, 1984)

POWER PLAY GOALS

Most For, Home:
 6 vs Toronto (December 12, 1986)

PENGUINS TEAM RECORDS, 1967-95

Most For, Road:

- 5 at San Jose (Dec. 5, 1991)
- 5 at NY Islanders (Dec. 23, 1991)
- 5 at San Jose (Dec. 5, 1992)

Most Against, Home:

- 5 vs New Jersey (October 29, 1986)

Most Against, Road:

- 5 at Buffalo (October 12, 1988)
- 5 at Hartford (February 26, 1989)
- 5 at Boston (October 5, 1989)

Most For, Both Teams:

- 10 vs New Jersey (October 29, 1989)
(Pittsburgh 5, New Jersey 5)

POWER PLAY CHANCES

Most For:

- 12 vs New Jersey (March 1, 1989)
- 12 vs NY Islanders (February 6, 1990)

Most Against:

- 14 vs Washington (October 11, 1988)

Most For, Both Teams:

- 22 at Washington (January 1, 1988)
(Pittsburgh 9, Washington 13)
- 22 vs Philadelphia (March 19, 1988)
(Pittsburgh 10, Philadelphia 12)

SHORT-HANDED GOALS

Most For:

- 2 (12 times-last time-April 9, 1993)

Most Against:

- 3 at Toronto (November 16, 1988)

Most For, Both Teams:

- 4 vs Chicago (December 6, 1989)
(Pittsburgh 2, Chicago 2)

PENALTIES

Most For, Home:

- 28 vs Edmonton (January 19, 1980)

Most For, Road:

- 32 at NY Rangers (October 30, 1988)

Most Against, Home:

- 24 vs Edmonton (January 19, 1980)
- 24 vs Washington (November 25, 1989)

Most Against, Road:

- 27 at NY Rangers (October 30, 1988)

Most For, Both Teams, Home:

- 52 vs Edmonton (January 19, 1980)

Most For, Both Teams, Road:

- 59 at NY Rangers (October 30, 1988)

PENALTY MINUTES

Most For, Home:

- 144 vs Edmonton (January 19, 1980)

Most For, Road:

- 158 at NY Rangers (October 30, 1988)

Most Against, Home:

- 123 vs Edmonton (January 19, 1980)

Most Against, Road:

- 134 at NY Rangers (October 30, 1988)

Most For, Both Teams, Home:

- 267 vs Edmonton (January 19, 1980)
(Pittsburgh 144, Edmonton 123)

Most For, Both Teams, Road:

- 292 at NY Rangers (October 30, 1988)
(Pittsburgh 158, NY Rangers 134)

SHOTS

Most For, Home:

- 65 vs Washington (March 15, 1975)

Most Shots, Road:

- 49 at Toronto (November 20, 1974)
- 49 at Chicago (February 25, 1979)

Most Against, Home:

- 55 vs Montreal (October 23, 1976)

Most Against, Road:

- 62 at Chicago (March 12, 1989)

Fewest For, Home:

- 17 vs Philadelphia (October 23, 1982)
- 17 vs Philadelphia (December 29, 1988)
- 17 vs Calgary (February 12, 1989)
- 17 vs Calgary (March 24, 1990)

Fewest For, Road:

- 11 at Boston (March 27, 1977)

Fewest Against, Home:

- 13 vs Los Angeles (October 22, 1969)

Fewest Against, Road:

- 15 at California (October 17, 1971)

SAVES

Most For, Home:

- 48 vs Philadelphia (October 23, 1982)

Most For, Road:

- 57 at Chicago (March 12, 1989)

Most Against, Home:

- 53 vs Montreal (March 10, 1974)

Most Against, Road:

- 47 at Chicago (February 25, 1979)

Fewest for, Home:

- 11 vs Los Angeles (October 22, 1969)
- 11 vs NY Rangers (December 22, 1979)

Fewest For, Road:

- 11 at Vancouver (November 17, 1987)

Fewest Against, Home:

- 13 vs Philadelphia (October 23, 1982)

Fewest Against, Road:

- 9 at Montreal (October 13, 1984)

PERIOD RECORDS

GOALS

Most For, Home:

- 8 vs San Jose (December 17, 1991)

Most For, Road:

- 7 at Quebec (February 27, 1995)

Most Against, Home:

- 6 (Six times-last time-vs NY Rangers
November 25, 1992)

Most Against, Road:

- 7 at Philadelphia (March 22, 1984)

Most For, Both Teams, Home:

- 8 (Eight times-last time-vs San Jose
December 17, 1991)

Most For, Both Teams, Road:

- 9 at Quebec (February 27, 1995)

ASSISTS

Most For, Home:

- 11 vs St. Louis (November 22, 1972)

PENGUINS TEAM RECORDS, 1967-95

Most For, Road:
12 at Quebec (February 27, 1995)
Most Against, Home:
12 vs Quebec (February 16, 1985)
Most Against, Road:
13 at Philadelphia (March 22, 1984)
Most For, Both Teams, Home:
15 vs Vancouver (October 6, 1976)
Most For, Both Teams, Road:
16 at Quebec (February 27, 1995)

POINTS

Most For, Home:
18 vs St. Louis (November 22, 1972)
Most For, Road:
19 at Quebec (February 27, 1995)
Most Against, Home:
18 vs Quebec (February 16, 1985)
Most Against, Road:
20 at Philadelphia (March 22, 1984)
Most For, Both Teams, Home:
23 vs Vancouver (October 6, 1976)
Most For, Both Teams, Road:
25 at Quebec (February 27, 1995)

PENALTIES

Most For, Home:
24 vs Edmonton (January 19, 1980)
Most For, Road:
32 at NY Rangers (October 30, 1988)
Most Against, Home:
22 vs New Jersey (March 25, 1989)
Most Against, Road:
33 at Philadelphia (December 8, 1988)
Most For, Both Teams, Home:
43 vs Edmonton (January 19, 1980)
Most For, Both Teams, Road:
64 at Philadelphia (December 8, 1988)

PENALTY MINUTES

Most For, Home:
133 vs Edmonton (January 19, 1980)
Most For, Road:
146 at NY Rangers (October 30, 1988)
Most Against, Home:
110 vs Edmonton (January 19, 1980)
Most Against, Road:
141 at Philadelphia (December 8, 1988)
Most For, Both Teams, Home:
243 vs Edmonton (January 19, 1980)
Most For, Both Teams, Road:
272 at NY Rangers (October 30, 1988)

SHOTS

Most For, Home:
27 vs Washington (March 15, 1975)
Most For, Road:
25 at San Jose (March 6, 1992)
Most Against, Home:
25 vs Vancouver (January 7, 1989)
Most Against, Road:
28 at NY Islanders (December 5, 1978)
Fewest For, Home:
1 vs NY Rangers (December 19, 1987)
Fewest For, Road:
1 (Six times-last time-at New Jersey)
January 2, 1992

Fewest Against, Home:
1 vs NY Rangers (November 24,
1979)
1 vs Calgary (March 7, 1982)
1 vs Washington (November 11, 1987)
Fewest Against, Road:
1 at Washington (January 6, 1977)

SAVES

Most For, Home:
23 vs Vancouver (January 7, 1989)
Most For, Road:
25 at NY Islanders (December 5, 1978)
Most Against Home:
24 vs Hartford (February 19, 1981)
Most Against, Road:
22 at Minnesota (March 23, 1974)
Fewest For, Home:
0 vs Boston (March 14, 1989)
Fewest For, Road:
1 (Five times-last time- at St. Louis
December 12, 1987)
Fewest Against, Home:
1 (Five times-last time- vs
March 12, 1994)
Fewest Against, Road:
0 at Boston (December 15, 1968)

INDIVIDUAL RECORDS SEASON

MOST GOALS

Overall:
85 Mario Lemieux (1988-89)
Center:
85 Mario Lemieux (1988-89)
Right Wing:
55 Rick Kehoe (1980-81)
Left Wing:
55 Kevin Stevens (1992-93)
(84 games)
54 Kevin Stevens (1991-92)
Defenseman:
30 Paul Coffey (1988-89)
Rookie:
43 Mario Lemieux (1984-85)
Rookie Defenseman:
12 Zarley Zalapski (1988-89)

MOST ASSISTS

Overall:
114 Mario Lemieux (1988-89)
Center:
114 Mario Lemieux (1988-89)
Right Wing:
73 Mark Recchi (1990-91)
Left Wing:
69 Kevin Stevens (1991-92)
Defenseman:
83 Paul Coffey (1988-89)
Rookie:
57 Mario Lemieux (1984-85)
Rookie Defenseman:
33 Zarley Zalapski (1988-89)

PENGUINS TEAM RECORDS, 1967-95

Goaltender:

- 8 Tom Barrasso (1992-93) (84 games)
- 5 Tom Barrasso (1988-89)
- 5 Tom Barrasso (1990-91)

MOST POINTS

Overall:

- 199 Mario Lemieux (1988-89)

Center:

- 199 Mario Lemieux (1988-89)

Right Wing:

- 115 Rob Brown (1988-89)

Left Wing:

- 123 Kevin Stevens (1991-92)

Defenseman:

- 113 Paul Coffey (1988-89)

Rookie:

- 100 Mario Lemieux (1984-85)

Rookie Defenseman:

- 45 Zarley Zalapski (1988-89)

MOST PENALTY MINUTES

Overall:

- 409 Paul Baxter (1981-82)

Center:

- 157 Dave Hannan (1988-89)

Right Wing:

- 285 Jay Caufield (1988-89)

Left Wing:

- 378 Dave Schultz (1977-78)

Defenseman:

- 409 Paul Baxter (1981-82)

Rookie:

- 285 Jay Caufield (1988-89)

Rookie Defenseman:

- 172 Colin Campbell (1974-75)

Goalie:

- 60 Andy Brown (1973-74)

MOST SHOTS

Overall:

- 382 Mario Lemieux (1987-88)

Center:

- 382 Mario Lemieux (1987-88)

Right Wing:

- 299 Jean Pronovost (1975-76)

- 299 Rick Kehoe (1980-81)

Left Wing:

- 326 Kevin Stevens (1992-93) (84 games)

- 325 Kevin Stevens (1991-92)

Defenseman:

- 342 Paul Coffey (1988-89)

Rookie:

- 209 Mario Lemieux (1984-85)

Rookie Defenseman:

- 156 Darryl Edestrand (1971-72)

MOST POWER PLAY GOALS

Overall:

- 31 Mario Lemieux (1988-89)

Center:

- 31 Mario Lemieux (1988-89)

Right Wing:

- 24 Rob Brown (1988-89)

Left Wing:

- 26 Kevin Stevens (1992-93) (84 games)

- 19 Kevin Stevens (1991-92)

Defense:

- 13 Doug Bodger (1987-88)

Rookie:

- 13 Rob Brown (1987-88)

Rookie Defenseman:

- 5 Zarley Zalapski (1988-89)

MOST POWER PLAY ASSISTS

Overall:

- 58 Mario Lemieux (1987-88)

Center:

- 58 Mario Lemieux (1987-88)

Right Wing:

- 33 Rick Kehoe (1981-82)

Left Wing:

- 27 Pat Boutette (1981-82)

Defenseman:

- 53 Paul Coffey (1988-89)

Rookie:

- 23 Zarley Zalapski (1988-89)

Rookie Defenseman:

- 23 Zarley Zalapski (1988-89)

MOST POWER PLAY POINTS:

Overall:

- 80 Mario Lemieux (1987-88 & 1988-89)

Center:

- 80 Mario Lemieux (1987-88 & 1988-1989)

Right Wing:

- 50 Rick Kehoe (1981-82)

Left Wing:

- 44 Kevin Stevens (1992-93) (84 games)

- 43 Kevin Stevens (1991-92)

Defenseman:

- 64 Paul Coffey (1988-89)

Rookie:

- 33 Mario Lemieux (1984-85)

Rookie Defenseman:

- 28 Zarley Zalapski (1988-89)

MOST SHORT-HANDED GOALS

Overall:

- 13 Mario Lemieux (1988-89)

Center:

- 13 Mario Lemieux (1988-89)

Right Wing:

- 4 Jean Pronovost (1973-74)

- 4 Rick Tocchet (1992-93) (84 games)

Left Wing:

- 4 Vic Hadfield (1974-75)

- 4 Phil Bourque (1990-91)

Defenseman:

- 2 Bob Woytowich (1968-69)

- 2 Moe Mantha (1985-86)

- 2 Paul Coffey (1987-88)

- 2 Grant Jennings (1991-92)

- 2 Larry Murphy (1991-92)

- 2 Larry Murphy (1992-93) (84 games)

Rookie:

- 2 Jean Pronovost (1968-69)

- 2 Mitch Lamoureux (1984-85)

- 2 Randy Cunneyworth (1985-86)

- 2 Mark Recchi (1989-90)

PENGUINS TEAM RECORDS, 1967-95

MOST CONSECUTIVE GAMES WITH A

- Goal:
12 Mario Lemieux (18 goals)
(October 6-November 1, 1992)
- Assist:
14 Mario Lemieux (23 assists)
(January 15-February 16, 1986)
- Point:
46 Mario Lemieux (39+64=103)
(October 31, 1989-February 14, 1990)
- Goal, By Rookie:
7 Mike Bullard (Eight goals)
(January 23-February 6, 1982)
- Assist, By Rookie:
6 Mario Lemieux (Nine assists)
(October 27-November 8, 1984)
6 Mario Lemieux (Nine assists)
(December 7-21, 1984)
- Point, By Rookie:
11 Mike Bullard (3+10=13)
(December 12, 1981-January 3, 1982)

SINGLE GAME HIGHS FOR

- Most Goals:
5 Mario Lemieux
(December 31, 1988 vs New Jersey)
5 Mario Lemieux
(April 9, 1993 at NY Rangers)
- Most Assists:
6 Ron Stackhouse
(March 8, 1975 vs Philadelphia)
6 Greg Malone
(November 28, 1979 vs Quebec)
6 Mario Lemieux
(October 15, 1988 vs St. Louis)
6 Mario Lemieux
(December 5, 1992 at San Jose)
- Most Points:
8 Mario Lemieux (2+6)
(October 15, 1988 vs St. Louis)
8 Mario Lemieux (5+3)
(December 31, 1988 vs New Jersey)
- Most Shots:
14 Ron Stackhouse
(April 3, 1976 vs Washington)
- Most Penalties:
9 Russ Anderson
(January 19, 1980 vs Edmonton)
- Most Penalty Minutes:
51 Russ Anderson
(January 19, 1980 vs Edmonton)

SINGLE PERIOD HIGHS FOR

- Most Goals:
3 11 times - last time - Luc Robitaille
(February 16, 1995 vs Hartford)
- Most Assists:
4 Syl Apps
(March 24, 1971 vs Detroit)
4 Ron Stackhouse
(March 8, 1975 vs Philadelphia)
4 Paul Coffey
(February 6, 1990 vs NY Islanders)
- Most Points:
4 13 times - last time - Luc Robitaille
(February 27, 1995 at Quebec) (2+2)

Most Shots:

- 7 Four times - last time - Jaromir Jagr
(November 7, 1992 at Toronto)

Most Penalties:

- 8 Russ Anderson
(January 19, 1980 vs Edmonton)
46 Russ Anderson
(January 19, 1980 vs Edmonton)

SINGLE MONTH HIGHS FOR

- Most Goals:
18 Mario Lemieux, March 1993
- Most Assists:
25 Mario Lemieux, March 1988
- Most Points:
38 Mario Lemieux, October 1988
(11 games) (16+22)

GOALTENDER RECORDS

MOST GAMES

- All-Time:
290 Denis Herron
- One Season:
63 Greg Millen (1980-81)
63 Tom Barrasso (1992-93) (84 games)
- One Season, Home:
34 Greg Millen (1980-81)
34 Michel Dion (1981-82)
- One Season, Road:
31 Denis Herron (1978-79)

MOST WINS

- All-Time:
142 Tom Barrasso
- One Season:
43 Tom Barrasso (1992-93) (84 games)
- One Season, Home:
24 Tom Barrasso (1992-93) (84 games)
- One Season, Road:
19 Tom Barrasso (1992-93) (84 games)

MOST MINUTES PLAYED

- All-Time:
16,104 Denis Herron
- One Season:
3,721 Greg Millen (1980-81)
- One Season, Home:
2,040 Greg Millen (1980-81)
- One Season, Road:
1,787 Tom Barrasso (1992-93) (84 games)

LOWEST GOALS AGAINST AVERAGE

- All-Time:
2.86 Hank Bassen
- One Season:
2.86 Hank Bassen (1967-68)
2.86 Les Binkley (1970-71)
- One Season, Home:
2.02 Al Smith (1970-71)
- One Season, Road:
2.81 Dunc Wilson (1976-77)

PENGUINS TEAM RECORDS, 1967-95

MOST SHUTOUTS

All-Time:
11 Les Binkley
One Season:
6 Les Binkley (1967-68)
One Season, Home:
3 Les Binkley (1967-68)
One Season, Road:
3 Les Binkley (1967-68)

HIGHEST WINNING PERCENTAGE

All-Time:
.656 Ken Wregget (64-31-11)
One Season:
.734 Tom Barrasso (1992-93) (84 games)
(43-14-5)

MOST SAVES:

All-Time:
8,072 Denis Herron
One Season:
1,920 Denis Herron (1977-78)
One Season, Home:
938 Denis Herron (1977-78)
One Season, Road:
982 Denis Herron (1977-78)
All-Time, Per Game:
30.6 Joe Daley
One Season, Per Game:
32.6 Denis Herron (1977-78)
One Season, Per Game, Home:
31.2 Joe Daley (1968-69)
One Season, Per Game, Road:
35.8 Denis Herron (1977-78)

HIGHEST SAVE PERCENTAGE

All-Time:
.908 Hank Bassen
One Season:
.912 Jim Rutherford (1972-73)

MOST GOALS AGAINST

All-Time:
1,040 Denis Herron
One Season:
258 Greg Millen (1980-81)
One Season, Home:
128 Greg Millen (1980-81)
One Season, Road:
130 Greg Millen (1980-81)

MOST LOSSES

All-Time:
133 Denis Herron
One Season:
31 Les Binkley (1968-69)
One Season, Home:
17 Les Binkley (1968-69)
One Season, Road:
17 Les Binkley (1967-68)
17 Michel Dion (1981-82)

MOST TIES

All-Time:
44 Denis Herron

One Season:
15 Denis Herron (1977-78)
One Season, Home:
9 Les Binkley (1967-68)
One Season, Road:
7 Denis Herron (1977-78 & 1978-79)
7 Greg Millen (1980-81)

LONGEST CONSECUTIVE STREAKS:

Games Played:
26 Greg Millen
(Feb. 7 to Apr. 4, 1981) (11-10-5)
22 Les Binkley
(Jan. 12 to Mar. 12, 1967) (7-10-5)
20 Denis Herron
(Jan. 29 to Mar. 14, 1978) (6-7-7)
Wins:
14 Tom Barrasso (March 9 to April 9, 1993)
13 Jim Rutherford (Feb. 16 to Nov. 22, 1972)
Wins, Road:
6 Tom Barrasso (March 14 to April 9, 1993)
Unbeaten:
15 Tom Barrasso (March 9 to April 14, 1993)
(14-0-1)
Unbeaten, Home:
18 Michel Plasse (Jan. 11 to Dec. 31, 1975)
(14-0-4)
Unbeaten, Road:
7 Denis Herron (March 13-27, 1979)
(5-0-2)
Losses:
9 Michel Dion (Dec. 20, 1983 to Mar. 1, 1984)
(Dec. 20, 1983 to Mar. 1, 1984)
Losses, Home:
5 Denis Herron (Oct. 18 to Nov. 16, 1983)
5 Michel Dion (Apr. 3 to Oct. 22, 1982)
Losses, Road:
10 Joe Daley
(Nov. 13, 1968 to Mar. 20, 1969)
10 Denis Herron
(Dec. 22, 1984 to Mar. 30, 1985)
Winless:
15 Al Smith
(Jan. 28 to Apr. 1, 1971) (0-10-5)
Winless, Home:
9 Les Binkley
(Nov. 6 to Dec. 21, 1968) (0-8-1)
Winless, Road:
26 Al Smith
(Mar. 5, 1970 to Apr. 1, 1971) (0-18-8)

LONGEST SHUTOUT SEQUENCE:
Individual:
132:24 Jim Rutherford
(Feb. 22 to Feb. 25, 1973)
118:18 Tom Barrasso
(Feb. 8 to Feb. 13, 1993)
Team:
187:30 Ken Wregget and Tom Barrasso
(Jan. 31 to Feb. 13, 1993)
134:17 Dunc Wilson and Denis Herron
(Mar. 8 to Mar. 12, 1971)
Against:
183:15 (Jan. 31 to Feb. 9, 1980)
170:29 (Oct. 31 to Nov. 7, 1973)

PENGUINS SPECIAL TEAMS HISTORY

YEAR	Power Play PPG-ADV	PCT.	NHL RANK	Short-Handed PPGA-ADV	PCT.	NHL RANK
1967-68	37 - 273	13.6	11th	31 - 193	83.9	6th
1968-69	50 - 303	16.5	7th	38 - 231	83.5	5th
1969-70	53 - 315	16.8	9th	66 - 282	76.6	12th
1970-71	56 - 318	17.6	9th	48 - 276	82.6	8th
1971-72	46 - 286	16.1	11th	55 - 246	77.6	10th
1972-73	52 - 301	17.3	9th	49 - 264	81.4	8th
1973-74	47 - 276	17.0	11th	47 - 245	80.8	8th
1974-75	64 - 323	19.8	9th	63 - 324	80.6	8th
1975-76	75 - 307	24.4	6th	68 - 292	76.7	11th
1976-77	46 - 263	17.5	14th	47 - 209	77.5	15th
1977-78	53 - 261	20.3	11th	61 - 251	75.9	13th
1978-79	56 - 261	21.5	12th	57 - 250	77.2	11th
1979-80	52 - 262	19.9	14th	64 - 247	74.1	18th
1980-81	92 - 400	23.0	11th	99 - 370	73.2	21st
1981-82	99 - 404	24.5	7th	92 - 399	76.9	11th
1982-83	81 - 360	22.5	9th	110 - 396	72.2	21st
1983-84	70 - 340	20.6	16th	86 - 357	75.9	15th
1984-85	62 - 363	17.1	21st	74 - 311	76.2	14th
1985-86	93 - 425	21.9	12th	78 - 341	77.1	15th
1986-87	74 - 374	19.5	14th	72 - 319	77.4	15th
1987-88	110 - 500	22.0	6th	120 - 507	76.3	20th
1988-89	119 - 491	24.2	3rd	111 - 482	77.0	16th
1989-90	86 - 403	21.3	10th	94 - 372	74.7	20th
1990-91	89 - 388	22.9	3rd	73 - 351	79.2	16th
1991-92	92 - 427	21.5	4th	77 - 379	79.7	15th
1992-93	105 - 440	23.9	2nd	72 - 429	83.2	4th
1993-94	76 - 404	18.8	13th	72 - 401	82.0	10th
1994-95	42 - 221	19.0	10th	46 - 229	79.9	23rd
TOTAL	1977 - 9689	20.4		1970 - 8953	78.0	

SHORT-HANDED GOALS FOR AND AGAINST

YEAR	FOR	AGAINST	YEAR	FOR	AGAINST
1967-68	2	11	1981-82	8	14
1968-69	8	9	1982-83	3	15
1969-70	2	5	1983-84	7	14
1970-71	5	9	1984-85	7	22
1971-72	5	7	1985-86	12	17
1972-73	10	7	1986-87	7	9
1973-74	12	4	1987-88	18	19
1974-75	13	11	1988-89	21	16
1975-76	8	13	1989-90	7	21
1976-77	5	6	1990-91	12	12
1977-78	5	7	1991-92	16	14
1978-79	7	4	1992-93	20	19
1979-80	6	4	1993-94	6	11
1980-81	6	11	1994-95	8	4
			TOTALS	246	315

OPPONENT INDIVIDUAL GAME RECORDS VS. PENGUINS

- Most Goals in a Game:** 4 - 10 times - last time Vladimir Ruzicka (Boston), February 9, 1992 - in a 6-3 win vs Pittsburgh.
- Most Assists in a Game:** 6 - Patrik Sundstrom (Vancouver), February 29, 1984 - in a 9-5 win at Pittsburgh.
- Most Points in a Game:** 7 - Patrik Sundstrom (Vancouver), February 29, 1984 - in a 9-5 win at Pittsburgh (1g,6a).
- Most Penalty Minutes in a Game:** 48 - Jim Dorey (Toronto), October 10, 1968 - in a 2-2 tie vs Pittsburgh.
- Most Shots on Goal in a Game:** 13 - Phil Esposito (Boston), December 25, 1970 - in an 8-4 win vs Pittsburgh and Wilf Paiement (Colorado), February 6, 1977 - in a 5-2 win vs Pittsburgh.

PENGUINS' ALL-TIME OVERTIME RECORD

YEAR	OVERALL					HOME					ROAD				
	GP	W	L	T	PTS	GP	W	L	T	PTS	GP	W	L	T	PTS
1983-84	12	1	5	6	8	7	0	3	4	4	5	1	2	2	4
1984-85	8	3	0	5	11	3	0	0	3	3	5	3	0	2	8
1985-86	14	3	3	8	14	7	1	1	5	7	7	2	2	3	7
1986-87	21	5	4	12	22	11	4	1	6	14	10	1	3	6	8
1987-88	16	5	2	9	19	9	2	1	6	10	7	3	1	3	9
1988-89	10	2	1	7	11	3	0	0	3	3	7	2	1	4	8
1989-90	14	3	3	8	14	7	2	2	3	7	7	1	1	5	7
1990-91	12	4	2	6	14	7	3	1	3	9	5	1	1	3	5
1991-92	12	2	1	9	13	8	1	1	6	8	4	1	0	3	5
1992-93	10	3	0	7	13	6	2	0	4	8	4	1	0	3	5
1993-94	19	4	2	13	21	11	2	1	8	12	8	2	1	5	9
1994-95	5	1	1	3	5	1	0	0	1	1	4	1	1	2	4
TOTAL	153	36	24	93	165	80	17	11	52	86	73	19	13	41	79

PITTSBURGH'S OVERTIME VICTORIES

PLAYER	DATE	TIME	OPPONENT	GOALIE	FINAL SCORE
RANDY CARLYLE	12/23/83	2:12	@ New Jersey	Resch	6-5
MARIO LEMIEUX	11/14/84	3:54	@ Winnipeg	Behrend	4-3
RANDY HILLIER	12/7/84	1:35	@ NY Rangers	Hanlon	4-3
WAYNE BABYCH	3/9/85	1:06	@ Boston	Peeters	6-5
DAN FRAWLEY	12/19/85	0:38	@ Minnesota	Casey	4-3
DOUG SHEDDEN	2/24/86	3:54	vs Los Angeles	Melanson	6-5
MARIO LEMIEUX	4/6/86	0:25	@ NY Rangers	Hanlon	5-4
DOUG BODGER	10/11/86	0:50	vs NY Rangers	Vanbiesbrouck	6-5
MARIO LEMIEUX	10/14/86	3:40	vs Los Angeles	Melanson	4-3
RANDY CUNNEYWORTH	10/22/86	2:30	vs Buffalo	Cloutier	5-4
CHRIS KONTOS	2/8/87	2:12	@ New Jersey	Chevrier	2-1
MARIO LEMIEUX	4/4/87	1:26	vs Detroit	Hanlon	4-3
CRAIG SIMPSON	10/31/87	4:05	@ Quebec	Brunetta	5-4
MOE MANTHA	11/14/87	2:04	vs NY Rangers	Vanbiesbrouck	4-3
CHARLIE SIMMER	1/23/88	0:24	@ Montreal	Hayward	3-2
MARIO LEMIEUX	2/2/88	4:11	vs Washington	Peeters	3-2
MARIO LEMIEUX	4/2/88	4:02	@ Washington	Malarchuk	7-6
ROB BROWN	12/26/88	1:39	@ Hartford	Liu	4-3
MARIO LEMIEUX	4/2/89	3:38	@ Philadelphia	Empty Net	6-5
RANDY HILLIER	10/14/89	1:40	vs Montreal	Roy	2-1
TROY LONEY	2/14/90	3:33	@ NY Rangers	Richter	4-3
RANDY GILHEN	2/22/90	4:26	vs NY Islanders	Fitzpatrick	4-3
MARK RECCHI	11/24/90	1:11	vs Washington	Liu	3-2
SCOTT YOUNG	1/17/91	3:31	@ Toronto	Ing	6-5
PAUL STANTON	1/29/91	2:46	vs Washington	Baupre	3-2
KEVIN STEVENS	3/21/91	0:13	vs NY Rangers	Vanbiesbrouck	5-4
PHIL BOURQUE	10/15/91	2:30	@ NY Islanders	Healy	7-6
KEVIN STEVENS	11/13/91	3:25	vs Edmonton	Ranford	5-4
JAROMIR JAGR	12/17/92	2:50	@ Philadelphia	Soderstrom	5-4
JAROMIR JAGR	3/11/93	3:18	vs Los Angeles	Stauber	4-3
ULF SAMUELSSON	4/7/93	2:11	vs Montreal	Roy	4-3
JOE MULLEN	10/7/93	1:13	vs Montreal	Roy	2-1
JAROMIR JAGR	12/4/93	2:04	@ Hartford	Reese	7-6
RON FRANCIS	1/7/94	4:54	@ Buffalo	Hasek	4-3
KEVIN STEVENS	1/11/94	4:09	@ Boston	Blue	5-4
LARRY MURPHY	3/4/95	4:36	@ Boston	Riendeau	4-3

PITTSBURGH'S OVERTIME DEFEATS

LUCIEN DEBOIS	10/12/83	1:34	vs Winnipeg	Dion	4-3
BOBBY CLARKE	11/20/83	2:43	@ Philadelphia	Herron	5-4
PAUL MACLEAN	1/18/84	1:28	vs Winnipeg	Dion	5-4
DAVE ANDREYCHUK	2/8/84	0:35	vs Buffalo	Herron	6-5
MARK OSBORNE	2/26/84	2:18	@ NY Rangers	Herron	4-3
TIGER WILLIAMS	11/16/85	3:10	@ Los Angeles	Romano	4-3
MURRAY CRAVEN	12/22/85	2:12	@ Philadelphia	Meloché	3-2
ILKKA SINISALO	4/5/86	1:49	vs Philadelphia	Meloché	4-3
STEVE THOMAS	12/13/86	4:36	@ Toronto	Romano	3-2
MIKE BOSSY	12/23/86	3:25	@ NY Islanders	Romano	4-3
MIKE GARTNER	1/1/87	1:30	@ Washington	Romano	4-3
TOMAS SANDSTROM	3/14/87	1:05	vs NY Rangers	Riggin	3-2
KEVIN DINEEN	1/9/88	0:55	@ Hartford	Meloché	5-4
MARIO MAROIS	2/23/88	2:40	vs Winnipeg	Pietrangelo	4-3
DAVE TAYLOR	3/7/89	2:37	@ Los Angeles	Barrasso	3-2
DON MALONEY	2/6/90	4:28	vs NY Islanders	Barrasso	8-7
CRAIG MacTAVISH	3/6/90	1:17	@ Edmonton	Pietrangelo	4-3
UWE KRUPP	3/31/90	1:00	vs Buffalo	Barrasso	3-2
TONY GRANATO	11/17/90	0:52	@ Los Angeles	Pietrangelo	2-1
PATRICK FLATLEY	12/23/90	4:29	vs NY Islanders	Pietrangelo	4-3
DONALD AUDETTE	1/23/92	3:15	vs Buffalo	Young	5-4
TONY AMONTE	2/21/94	0:08	@ NY Rangers	Barrasso	4-3
RANDY BURRIDGE	3/15/94	0:40	vs Washington	Barrasso	5-4
ROD BRIND'AMOUR	4/16/95	1:30	@ Philadelphia	Wregget	4-3

PENGUINS STREAKS (WINNING-LOSING-UNBEATEN-WINLESS)

YEAR	OVERALL				HOME				ROAD			
	WIN	UNBT	LOSS	WINL	WIN	UNBT	LOSS	WINL	WIN	UNBT	LOSS	WINL
1967-68	4	5	3	4	3	5	2	5	3	3	5	8
1968-69	4	6	7	9	4	4	4	6	2	5	8	14
1969-70	3	4	6	10	4	6	3	4	2	2	4	9
1970-71	2	4	4	8	7	7	2	5	2	3	5	18*
1971-72	4	5	6	9	3	4	3	4	3	6	6	14
1972-73	4	5	5	8	4	8	3	3	1	2	9	9
1973-74	3	4	6	8	3	6	4	4	2	3	4	5
1974-75	3	7	3	7	9	20*	2	4	3	4	4	6
1975-76	4	11	3	7	6	10	4	4	2	6	7	9
1976-77	3	6	4	6	3	7	2	3	2	2	3	6
1977-78	2	7	5	6	2	6	3	5	2	6	5	8
1978-79	4	10	4	5	6	8	3	3	3	7*	6	8
1979-80	3	7	6	8	4	7	5	5	2	3	7	7
1980-81	6	6	3	6	5	6	3	3	2	4	8	11
1981-82	4	7	4	9	4	8	2	5	3	3	7	12
1982-83	3	5	11*	18*	3	3	4	7	1	2	18*	18*
1983-84	2	3	8	8	1	2	7*	11*	4	5	6	7
1984-85	5	5	9	12	3	3	4	7	2	2	8	10
1985-86	5	5	5	7	4	10	4	6	2	2	5	5
1986-87	7	7	4	9	6	6	2	3	2	2	4	12
1987-88	4	4	6	10	6	5	3	7	4	4	4	5
1988-89	5	8	4	6	6	10	4	4	3	3	4	8
1989-90	4	5	4	8	7	7	4	4	2	3	8	13
1990-91	6	7	3	5	11*	14	3	5	3	4	6	10
1991-92	4	6	4	6	9	9	4	4	5	5	4	7
1992-93	17 #	18*	3	3	10	11	2	3	6*	7*	3	2
1993-94	4	8	4	4	4	7	3	3	4	4	2	4
1994-95	7	13	3	3	7	9	2	2	4	6	3	3

* - CLUB RECORD WIN - Winning Streak UNBT - Unbeaten streak
- NHL RECORD LOSS - Losing Streak WINL - Winless Streak

STREAKS

Longest Winning	17	(March 9 to April 10, 1993)
Longest Home Winning	11	(January 5 to March 7, 1991)
Longest Road Winning	6	(March 14 to April 9, 1993)
Longest Unbeaten	18	(March 9 to April 14, 1993) (17-0-1)
Longest Home Unbeaten	20	(Nov. 30, 1974 to Feb. 22, 1975) (12-0-8)
Longest Road Unbeaten	7	(March 13 to March 27, 1979) (5-0-2)
	7	(March 14 to April 14, 1993) (6-0-1)
Longest Losing	11	(January 22 to February 10, 1983)
Longest Home Losing	8	(April 3 to Oct. 29, 1983) (2 seasons)
	7	(October 8 to October 29, 1983)
Longest Road Losing	18	(December 23, 1982 to March 4, 1983)
Longest Winless	18	(January 2 to February 10, 1983) (0-17-1)
Longest Home Winless	12	(April 3 to Nov. 9, 1983) (0-10-2) (2 Seasons)
	11	(October 8 to November 9, 1983) (0-9-2)
Longest Away Winless	18	(Oct. 25, 1970 to Jan. 14, 1971) (0-11-7)
	18	(Dec. 23, 1982 to March 4, 1983) (0-18-0)
Consecutive Games Without Being Shut Out	211	(January 7, 1989 to October 28, 1991)
Consecutive Home Games Without Being Shut Out	159	(November 3, 1987 to October 24, 1991)
Consecutive Road Games Without Being Shut Out	120	(January 12, 1990 to December 29, 1991)
Consecutive Games Without Shutting Out Opponent	156	(March 12, 1977 to December 9, 1978)
Consecutive Home Games Without Shutting Out Opponent	95	(April 2, 1980 to December 1, 1982)
Consecutive Road Games Without Shutting Out Opponent	188	(January 24, 1987 to December 5, 1991)
Consecutive Games Tied	4	(December 8 to December 15, 1979)

PENGUINS ALL-TIME PENALTY SHOTS

PENGUINS

PLAYER	OPPONENT	DATE	GOALTENDER	RESULT
George Konik	@ St. Louis	Jan. 31, 1968	Glenn Hall	GOAL
Charlie Burns	NY RANGERS	Feb. 5, 1969	Ed Giacomin	No Goal
Keith McCreary	NY RANGERS	Mar. 18, 1970	Ed Giacomin	No Goal
Jean Pronovost	@ Detroit	Jan. 14, 1971	Roy Edwards	GOAL
Greg Polis	ST. LOUIS	Feb. 24, 1971	Ernie Wakely	No Goal
Syl Apps	@ Toronto	Feb. 9, 1972	Bernie Parent	GOAL
Lowell MacDonald	@ Buffalo	Nov. 12, 1972	Roger Crozier	No Goal
Ron Schock	DETROIT	Jan. 10, 1973	Roy Edwards	No Goal
Chuck Arnason	CALIFORNIA	Feb. 16, 1974	Gilles Meloche	No Goal
Ron Schock	@ Washington	Nov. 30, 1976	Bernie Wolfe	No Goal
Blair Chapman	@ Washington	Dec. 4, 1977	Jim Bedard	No Goal
Pete Mahovlich	@ Washington	Jan. 21, 1978	Jim Bedard	No Goal
Blair Chapman	COLORADO	Mar. 22, 1978	Bill McKenzie	No Goal
Ross Lonsberry	@ NY Islanders	Dec. 5, 1978	Glenn Resch	No Goal
Ross Lonsberry	MINNESOTA	Feb. 9, 1980	Gilles Meloche	No Goal
Greg Sheppard	ST. LOUIS	Jan. 14, 1981	Ed Staniowski	No Goal
Dave Hannan	@ Washington	Oct. 14, 1983	Pat Riggin	GOAL
Andy Brickley	CHICAGO	Nov. 29, 1984	Murray Bannerman	No Goal
Mario Lemieux	@ Quebec	Dec. 29, 1984	Mario Gosselin	GOAL
Warren Young	@ Toronto	Jan. 2, 1985	Tim Bernhardt	GOAL
Mario Lemieux	@ NY Islanders	Jan. 19, 1988	Kelly Hrudey	GOAL
Mario Lemieux	NEW JERSEY	Dec. 31, 1988	Chris Terrerri	GOAL
Mario Lemieux	@ Los Angeles	Mar. 7, 1989	Kelly Hrudey	GOAL
Jock Callander	MONTREAL	Mar. 18, 1989	Patrick Roy	GOAL
Mario Lemieux	@ Washington	Nov. 24, 1989	Bob Mason	GOAL
Bob Errey	NEW JERSEY	Jan. 5, 1991	Chris Terrerri	GOAL
Bob Errey	MINNESOTA	Oct. 31, 1991	Darcy Wakaluk	GOAL
Mario Lemieux	EDMONTON	Mar. 17, 1992	Bill Ranford	No Goal
Jaromir Jagr	WASHINGTON	Jan. 26, 1993	Don Beaupre	No Goal
Martin Straka	@ QUEBEC	Mar. 16, 1995	Jocelyn Thibault	No Goal

Pittsburgh has scored 13 times in 30 attempts, going 4 for 15 at home and going 9 for 15 on the road.

OPPOSITION

PLAYER	OPPONENT	DATE	GOALTENDER	RESULT
Bill Collins	MINNESOTA	Dec. 23, 1967	Les Binkley	No Goal
Ralph Stewart	@ NY Islanders	Mar. 5, 1974	Andy Brown	No Goal
Dave Keon	@ Toronto	Nov. 20, 1974	Gary Inness	GOAL
Bill Goldsworthy	@ NY Rangers	Nov. 14, 1976	Dunc Wilson	No Goal
Alain Daigle	CHICAGO	Nov. 21, 1976	Dunc Wilson	No Goal
Al MacAdam	CLEVELAND	Dec. 16, 1976	Denis Herron	GOAL
Orest Kindrachuk	PHILADELPHIA	Oct. 15, 1977	Dunc Wilson	GOAL
Ilkka Sinisalo	PHILADELPHIA	Oct. 11, 1981	Paul Harrison	GOAL
Bob Bourne	@ NY Islanders	Feb. 17, 1983	Denis Herron	No Goal
Dino Ciccarelli	@ Minnesota	Mar. 16, 1983	Denis Herron	No Goal
Tony Currie	@ Hartford	Mar. 17, 1984	Denis Herron	No Goal
Michel Goulet	@ Quebec	Dec. 29, 1984	Denis Herron	No Goal
Dave Williams	@ Los Angeles	Jan. 21, 1987	Roberto Romano	No Goal
Alan Kerr	@ NY Islanders	Feb. 26, 1987	Pat Riggin	No Goal
Doug Gilmour	ST. LOUIS	Mar. 1, 1987	Pat Riggin	No Goal
Michel Goulet	QUEBEC	Mar. 12, 1987	Pat Riggin	No Goal
Mark Johnson	@ New Jersey	Oct. 9, 1987	Pat Riggin	No Goal
Dave Tippett	@ Hartford	Jan. 9, 1988	Gilles Meloche	No Goal
Doug Smail	WINNIPEG	Oct. 10, 1989	Tom Barrasso	No Goal
Dale Hunter	WASHINGTON	Dec. 6, 1989	Wendell Young	No Goal
Tomas Sandstrom	LOS ANGELES	Feb. 10, 1990	Wendell Young	GOAL
Scott Pearson	QUEBEC	Mar. 16, 1990	Tom Barrasso	GOAL
Darren Turcotte	@ NY Rangers	Dec. 29, 1991	Wendell Young	No Goal
Joe Nieuwendyk	@ Calgary	Jan. 23, 1993	Ken Wregget	No Goal

Pittsburgh's opponents have scored 6 times in 24 attempts, stopping 6 of 11 shots at home and 12 of 13 on the road.

HOME GAMES IN CAPS

PENGUINS OPENERS

SEASON OPENERS (13-10-5)

Jan. 20, 1995	Pittsburgh	5	at Tampa Bay	3	W	Oct. 9, 1980	Pittsburgh	4	at Philadelphia	7	L
Oct. 5, 1993	Pittsburgh	3	at Philadelphia	4	L	Oct. 10, 1979	Winnipeg	2	at Pittsburgh	4	W
Oct. 6, 1992	Philadelphia	3	at Pittsburgh	3	T	Oct. 11, 1978	Toronto	3	at Pittsburgh	2	L
Oct. 4, 1991	Pittsburgh	5	at Buffalo	4	W	Oct. 12, 1977	St. Louis	2	at Pittsburgh	4	W
Oct. 5, 1990	Pittsburgh	7	at Washington	4	W	Oct. 6, 1976	Vancouver	5	at Pittsburgh	9	W
Oct. 5, 1989	Pittsburgh	4	at Boston	5	L	Oct. 7, 1975	Pittsburgh	4	at Washington	2	W
Oct. 7, 1988	Pittsburgh	6	at Washington	4	W	Oct. 9, 1974	Pittsburgh	4	at Minnesota	2	W
Oct. 8, 1987	Pittsburgh	4	at NY Rangers	4	T	Oct. 12, 1973	Pittsburgh	4	at Atlanta	3	W
Oct. 9, 1986	Washington	4	at Pittsburgh	5	W	Oct. 7, 1972	Los Angeles	2	at Pittsburgh	4	W
Oct. 10, 1985	Montreal	5	at Pittsburgh	3	L	Oct. 9, 1971	Philadelphia	2	at Pittsburgh	3	W
Oct. 11, 1984	Pittsburgh	3	at Boston	4	L	Oct. 10, 1970	Buffalo	2	at Pittsburgh	1	L
Oct. 4, 1983	Pittsburgh	3	at St. Louis	5	L	Oct. 11, 1969	California	2	at Pittsburgh	2	T
Oct. 5, 1982	Pittsburgh	3	at New Jersey	3	T	Oct. 12, 1968	Montreal	1	at Pittsburgh	1	T
Oct. 6, 1981	Pittsburgh	2	at St. Louis	6	L	Oct. 11, 1967	Montreal	2	at Pittsburgh	1	L

HOME OPENERS (17-7-4)

Jan. 27, 1995	vs Ottawa	5-4	W
Oct. 7, 1993	vs Montreal	2-1	W
Oct. 6, 1992	vs Philadelphia	3-3	T
Oct. 6, 1991	vs Philadelphia	2-2	T
Oct. 7, 1990	vs New Jersey	7-4	W
Oct. 10, 1989	vs Winnipeg	5-1	W
Oct. 11, 1988	vs Washington	8-7	W
Oct. 13, 1987	vs Buffalo	8-3	W
Oct. 9, 1986	vs Washington	5-4	W
Oct. 10, 1985	vs Montreal	3-5	L
Oct. 17, 1984	vs Vancouver	4-3	W
Oct. 8, 1983	vs NY Rangers	1-6	L
Oct. 9, 1982	vs NY Rangers	3-5	L
Oct. 10, 1981	vs Quebec	2-1	W
Oct. 11, 1980	vs Winnipeg	5-4	W
Oct. 10, 1979	vs Winnipeg	4-2	W
Oct. 11, 1978	vs Toronto	2-3	L
Oct. 12, 1977	vs St. Louis	4-2	W
Oct. 6, 1976	vs Vancouver	9-5	W
Oct. 11, 1975	vs Washington	7-5	W
Oct. 12, 1974	vs Detroit	7-2	W
Oct. 13, 1973	vs NY Rangers	2-8	L
Oct. 7, 1972	vs Los Angeles	4-2	W
Oct. 9, 1971	vs Philadelphia	3-2	W
Oct. 10, 1970	vs Buffalo	1-2	L
Oct. 11, 1969	vs California	2-2	T
Oct. 12, 1968	vs Montreal	1-1	T
Oct. 11, 1967	vs Montreal	1-2	L

AWAY OPENERS (11-12-5)

Jan. 20, 1995	at Tampa Bay	5-3	W
Oct. 5, 1993	at Philadelphia	3-4	L
Oct. 10, 1992	at Montreal	3-3	T
Oct. 4, 1991	at Buffalo	5-4	W
Oct. 5, 1990	at Washington	7-4	W
Oct. 5, 1989	at Boston	4-5	L
Oct. 7, 1988	at Washington	6-4	W
Oct. 8, 1987	at NY Rangers	4-4	T
Oct. 12, 1986	at Chicago	4-1	W
Oct. 16, 1985	at Chicago	5-5	T
Oct. 11, 1984	at Boston	3-4	L
Oct. 4, 1983	at St. Louis	3-5	L
Oct. 5, 1982	at New Jersey	3-3	T
Oct. 6, 1981	at St. Louis	2-6	L
Oct. 9, 1980	at Philadelphia	4-7	L
Oct. 14, 1979	at Boston	4-1	W
Oct. 12, 1978	at Boston	2-8	L
Oct. 14, 1977	at Washington	1-2	L
Oct. 7, 1976	at Montreal	1-10	L
Oct. 7, 1975	at Washington	4-2	W
Oct. 9, 1974	at Minnesota	4-2	W
Oct. 12, 1973	at Atlanta	4-3	W
Oct. 11, 1972	at St. Louis	5-2	W
Oct. 10, 1971	at Buffalo	1-2	L
Oct. 15, 1970	at Minnesota	2-4	L
Oct. 19, 1969	at Boston	0-4	L
Oct. 16, 1968	at Toronto	2-2	T
Oct. 13, 1967	at St. Louis	3-1	W

Booster Club

The Pittsburgh Penguins Booster Club has been in existence since the Pens started play in the National Hockey League back in 1967. The Booster Club has a year round program for members including monthly meetings, trips to Penguins away games, and merchandise sales.

The Club also conducts several major events for the National Autism Society, including an annual bowling tournament and a Penguins Booster Club Awards Supper which the players and coaches attend.

FASTEST GOALS

ONE PLAYER

FASTEST TWO GOALS,

PITTSBURGH:

7 seconds by Wally Boyer, March 5, 1970 at Detroit vs Roy Edwards in a 5-3 Detroit win.
8 seconds by Shawn McEachern, Oct. 22, 1992 vs Detroit vs Tim Cheveldae in a 9-6 Pittsburgh win.
9 seconds by Darryl Edestrand, March 12, 1972 at Boston vs Gerry Cheevers in a 4-4 tie.

OPPONENT:

6 seconds by Sylvain Turgeon (Hartford) March 28, 1987 at Hartford vs Pat Riggin in a 5-4 Hartford win.

FASTEST TWO ASSISTS,

PITTSBURGH:

7 seconds by Ron Schock, March 5, 1970 at Detroit on goals by Wally Boyer in a 5-3 Detroit win.

OPPONENT:

6 seconds by Pete Mahovich (Montreal) April 2, 1975 at Montreal in a 6-0 Montreal win.

FASTEST THREE GOALS,

PITTSBURGH:

4:17 by Lowell MacDonald, November 13, 1973 vs Minnesota vs Cesare Maniago in a 5-2 Pittsburgh win.

OPPONENT:

1:18 by Derek King (NY Islanders) October 15, 1991 vs Tom Barrasso at NY Islanders in a 7-6 Pittsburgh overtime win.

FASTEST FOUR GOALS,

PITTSBURGH:

21:16 by Mario Lemieux, January 8, 1990 at NY Rangers vs Bob Froese and John Vanbiesbrouck in a 7-5 Pittsburgh win.

OPPONENT:

34:40 by Stan Gilbertson (Washington) April 6, 1975 vs Bob Johnson at Washington in an 8-4 Washington win.

TEAM

FASTEST TWO GOALS,

BOTH TEAMS (NHL RECORD):

4 seconds by Wayne Bianchin (Pittsburgh) & Guy Chouinard (Atlanta), March 15, 1977 at Atlanta in a 7-3 Atlanta win.
5 seconds by Rick Martin (Buffalo) & Greg Polis (Pittsburgh), January 3, 1974 at Buffalo in a 6-1 Buffalo win.

PITTSBURGH:

6 seconds by Paul Coffey and Troy Loney, February 22, 1990 vs NY Islanders in a 4-3 overtime Pittsburgh win.
6 seconds by Mark Recchi and John Cullen, February 16, 1990 at Winnipeg in a 3-3 tie.

OPPONENT:

6 seconds by Guy Lafleur & Steve Shutt (Montreal), April 2, 1975 at Montreal in a 6-0 Montreal win.
6 seconds by Sylvain Turgeon (2) (Hartford), March 28, 1987 at Hartford in a 5-4 Hartford win.

FASTEST THREE GOALS,

BOTH TEAMS:

30 seconds by Mario Lemieux (2) (Pittsburgh) & Al Iafrate (Toronto), October 17, 1989 vs Toronto in a 7-5 Pittsburgh win.

PITTSBURGH:

27 seconds by Al McDonough, Ken Schinkel & Ron Schock, November 22, 1972 vs St. Louis in a 10-4 Pittsburgh win.

OPPONENT:

21 seconds by Michal Pivonka & Steve Leach (2) (Washington) November 25, 1990 at Washington in a 7-3 Washington win.

FASTEST FOUR GOALS,

BOTH TEAMS:

1:17 by Pierre Larouche (Pittsburgh), Guy Lafleur (2) (Montreal) & Pete Mahovich (Montreal), January 26, 1975 at Montreal in a 7-2 Montreal win.

PITTSBURGH:

1:49 by Bryan Hextall, Jean Pronovost, Al McDonough, Ken Schinkel & Ron Schock, November 22, 1972 vs St. Louis in a 10-4 Pittsburgh win.
1:49 by Jean Pronovost, Al McDonough, Ken Schinkel & Ron Schock, November 22, 1972 vs St. Louis in a 10-4 Pittsburgh win.

OPPONENT:

1:22 by Bobby Clarke, Ilkka Sinisalo, Reggie Leach & Ken Linseman (Philadelphia), October 11, 1981 at Philadelphia in an 8-2 Philadelphia win.

FASTEST GOALS

FASTEST FIVE GOALS,

- BOTH TEAMS:** 3:34 by Paul Reinhart (Vancouver, Tony Tanti (Pittsburgh), Jyrki Lumme (Vancouver), Bob Errey (Pittsburgh) & Greg Adams (Vancouver), March 11, 1990 at Vancouver in a 5-3 Vancouver win.
- PITTSBURGH:** 2:07 by Bryan Hextall, Jean Provost, Al McDonough, Ken Schinkel & Ron Schock, November 22, 1972 vs St. Louis in a 10-4 Pittsburgh win.
- OPPONENT:** 2:37 by Duane Sutter, Bryan Trottier (2), John Tonelli & Duane Sutter (NY Islanders), January 26, 1982 at NY Islanders in a 9-2 Islanders win.

FASTEST GOAL, START OF GAME,

- PITTSBURGH:** 6 seconds by Jean Pronovost, March 25, 1976 at St. Louis in a 5-2 St. Louis win.
- OPPONENT:** 9 seconds by Ross Lonsberry (Philadelphia), October 20, 1977 at Philadelphia in an 11-0 Philadelphia win.

FASTEST GOAL START OF 2ND PERIOD,

- PITTSBURGH:** 7 seconds by Lowell MacDonald, February 10, 1973 at Boston in a 6-3 Boston win.
- OPPONENT:** 7 seconds by Joey Johnston (California), October 20, 1973 at Pittsburgh in a 5-3 Pittsburgh win.
7 seconds by Stan Gilbertson (Washington), November 12, 1975 at Washington in a 6-6 tie.

FASTEST GOAL START OF 3RD PERIOD,

- PITTSBURGH:** 12 seconds by Greg Polis, April 1, 1972 at Philadelphia in a 4-4 tie.
- OPPONENT:** 13 seconds by Jannie Ojanen (New Jersey), Oct. 24, 1992 at New Jersey in a 4-3 Pittsburgh win.

EARLIEST WINNING GOAL,

- PITTSBURGH:** 35 seconds by Ken Schinkel, October 17, 1972 at NY Islanders in a 5-0 Pittsburgh win.
- OPPONENT:** 9 seconds by Ross Lonsberry (Philadelphia), October 9, 1983 in an 11-0 Philadelphia win.

FASTEST TWO GOALS FROM START OF GAME,

- PITTSBURGH:** 29 seconds by George Ferguson & Greg Malone, December 6, 1980 vs Chicago in a 6-4 Pittsburgh win.
- OPPONENT:** 40 seconds by Tim Kerr & Bill Barber (Philadelphia), October 9, 1983 at Philadelphia in a 7-1 Philadelphia win.

FASTEST OVERTIME GOAL,

- PITTSBURGH:** 13 seconds by Kevin Stevens, March 21, 1991 vs NY Rangers in a 5-4 Pittsburgh win.
24 seconds by Charlie Simmer, January 23, 1988 at Montreal in a 4-3 Pittsburgh win.
- OPPONENT:** 8 seconds by Tony Amonte (NY Rangers), February 21, 1994 at NY Rangers in a 4-3 NY Rangers win.
35 seconds by Dave Andreychuk (Buffalo), February 8, 1984 at Pittsburgh in a 6-5 Buffalo win.

The Penguins scored six goals in a team record span of five minutes and two seconds on November 22, 1972, as the Penguins defeated the St. Louis Blues, 10-4. Greg Polis began the scoring at 9:05 of the third period and was followed by Bryan Hextall (12:00), Jean Pronovost (12:48), Al McDonough (13:40), Ken Schinkel (13:49) and Ron Schock, who finished the scoring outburst at 14:07.

PENGUINS BEST COMEBACKS

- February 19, 1995** (Pittsburgh) — The Sabres built up a 3-0 lead after two periods. The Penguins scored three third period goals, including a Luc Robitaille goal at 19:39; to gain a 3-3 tie.
- December 12, 1993** (Pittsburgh) — The Devils built up a 3-0 lead midway through the first period, but the Penguins answered with three goals, two by Kevin Stevens, to tie the game. Stevens completed the hat trick in the third period to lead the Penguins to the 6-5 victory.
- February 21, 1991** (Pittsburgh) — Toronto jumped off to a 3-0 lead early in the second period, but the Penguins struck back with six unanswered goals on the way to an 11-4 rout.
- October 15, 1991** (New York Islanders) — The Penguins trailed the Islanders twenty seconds into the third period, 6-2, but came back with four goals, two by Mario Lemieux, to tie the game. Phil Bourque's goal at 2:30 of overtime gave the Penguins a 7-6 victory.
- February 22, 1990** (Pittsburgh) — The Penguins trailed the Islanders 3-0 after the first period but battled back to post a 4-3 victory on Randy Gilhen's goal at 4:26 of the third period.
- February 3, 1989** (Pittsburgh) — The Penguins trailed St. Louis 3-0 after two periods but scored three third period goals to gain the tie. Troy Loney scored the tying goal at 5:35 of the third period.
- March 25, 1989** (Pittsburgh) — New Jersey built up a 3-0 lead after one period but Mario Lemieux's third goal of the game with five seconds left in regulation led the Penguins to a 5-4 win.
- December 10, 1988** (Pittsburgh) — The Penguins trailed New Jersey 3-0 in the second period but came back with four goals to earn the tie. Mario Lemieux's second goal of the game was the tying one at 10:51 of the third.
- January 3, 1987** (Pittsburgh) — The Penguins trailed Montreal 3-0 after one period but scored six consecutive goals to earn the 6-4 victory. Randy Cunneynworth scored twice, including the game-winner at 8:49 of the third period.
- March 24, 1987** (Pittsburgh) — The Penguins trailed Philadelphia 3-0 midway through the game, but goals by Willy Lindstrom, Terry Ruskowski and Warren Young gained Pittsburgh a 3-3 tie.
- December 20, 1987** (New York Rangers) — Pittsburgh trailed the Rangers 3-0 early in the first period but scored four first period goals of their own en route to an 8-4 rout.
- November 21, 1987** (Calgary) — Pittsburgh trailed Calgary 4-0 after two periods but rallied with four third period goals to earn the tie. Mario Lemieux scored the tying goal at 14:07 of the third period.
- November 25, 1987** (Pittsburgh) — The Penguins trailed Quebec 4-0 at the 12-minute mark of the second period but reeled off six consecutive goals for the win. Rob Brown scored the game-winner at 11:53 of the third period.
- November 28, 1987** (Pittsburgh) — Washington built up a 3-0 lead, but the Penguins battled back to go ahead 5-4 before the Capitals tied the game.
- February 24, 1986** (Pittsburgh) — The Penguins trailed Los Angeles 4-0 after one period but came from behind to win 6-5 on Doug Shedden's goal at 3:54 of overtime. It was the first home overtime win in Penguin history.
- October 9, 1986** (Pittsburgh) — Washington took a 3-0 lead early in the season opener but the Penguins rallied behind Randy Cunneynworth's hat trick to post a 5-4 victory.
- January 19, 1985** (Pittsburgh) — Chicago jumped out to a 4-0 lead after one period but the Penguins answered with five second period goals to register a 5-4 win. Troy Loney scored the game-winner at 17:57 of the second period.
- October 23, 1985** (Toronto) — Pittsburgh trailed Toronto 4-1 in the second period but eventually posted a 5-4 victory. Jim McGeough scored at 18:28 of the third period for the win.
- November 4, 1982** (New Jersey) — The Penguins trailed New Jersey 3-0 but rallied for the 4-4 tie behind two goals from Rick Kehoe, including the tying goal at 11:54 of the third period.
- October 7, 1981** (Chicago) — Pittsburgh trailed Chicago 4-1 late in the second period but rallied on goals by Pat Boutette, Mike Bullard, Rick Kehoe and Greg Malone to gain the 5-5 tie. Malone scored the game-tying goal at 19:39 of the final period.
- December 3, 1980** (Toronto) — Pittsburgh trailed Toronto 3-0 at the 10:37 mark of the second period before rallying for the 4-4 tie behind Rick Kehoe's hat trick.
- January 12, 1978** (Philadelphia) — The Penguins trailed Philadelphia 3-0 after the first period but rallied for the 4-4 tie on Rick Kehoe's goal at 6:03 of the third period.
- December 31, 1978** (Detroit) — The Penguins trailed Detroit 4-0 at the 15:11 mark of the second period, but goals from five different players, including Randy Carlyle's game-winner with seven seconds remaining, gave the Penguins a 5-4 victory.
- December 26, 1977** (Toronto) — The Penguins trailed Toronto 3-0 midway through the first period, but two Jean Pronovost goals along with Blair Chapman's goal at 19:28 of the third period gave the Penguins a 5-4 win.
- February 28, 1976** (Pittsburgh) — The Penguins trailed Vancouver 4-1 at the 14:04 mark of the second period before reeling off four straight goals to win 5-4. Bob Kelly got the game-winner at 10:39 of the third period.
- October 25, 1975** (Pittsburgh) — The Penguins fell behind Philadelphia 4-0 in the middle of the second period but rallied for the 4-4 tie on consecutive goals from Chuck Arason, Bob Kelly, Colin Campbell and Pierre Larouche.
- December 19, 1974** (Pittsburgh) — The Penguins trailed Kansas City 4-1 in the second period before scoring three consecutive goals to earn the tie. Pierre Larouche scored at 17:33 of the third period to tie the game.
- April 1, 1973** (Pittsburgh) — The Penguins trailed Philadelphia 4-1 in the last game of the season before scoring four unanswered goals for the 5-4 win. Jean Pronovost scored the game-winner at 18:47 of the third period.
- March 29, 1972** (Pittsburgh) — The Penguins trailed California 4-1 at the 14:34 mark of the second period before scoring four consecutive goals for the win. Jean Pronovost's goal at 14:48 of the third period was the game-winner.
- November 4, 1972** (Pittsburgh) — New York held a 4-1 advantage over the Penguins late in the first period before the Penguins rallied for five goals to post a 6-4 win. Bryan Hextall scored twice while Eddie Shack netted the game-winner at 16:04 of the third period.
- March 7, 1971** (Pittsburgh) — The Penguins fell behind 3-0 to California after two periods of play but scored three times in the third period to force the deadlock. Wally Boyer scored the tying goal at the 7:39 mark.

PITTSBURGH CIVIC ARENA RECORDS

TEAM RECORDS

Most Goals in One Game:

Pittsburgh	12	-December 26, 1991 - in a 12-1 win vs Toronto. -March 15, 1975 - in a 12-1 win vs Washington.
Opponent	11	-November 25, 1992 - by NY Rangers in an 11-3 win vs Pittsburgh.

Most Shots in Game:

Pittsburgh	65	-March 15, 1975 - in a 12-1 win vs Washington.
Opponent	55	-October 23, 1976 - by Montreal in a 9-1 win vs Pittsburgh.

Most Penalty Minutes in a Game:

Pittsburgh	144	-January 19, 1980 - in a 5-2 loss vs Edmonton.
Opponent	123	-January 19, 1980 - by Edmonton in a 5-2 win vs Pittsburgh.

Most Goals in a Period:

Pittsburgh	8	-December 17, 1991 - in a 10-2 win vs San Jose (2nd Period).
Opponent	6	-Six times - last time - November 25, 1992 by NY Rangers in an 11-3 win vs Pittsburgh (3rd Period).

INDIVIDUAL RECORDS

Most Goals in a Game:

Pittsburgh	5	-Mario Lemieux, December 31, 1988 - in an 8-6 win vs New Jersey.
Opponent	4	-Mike Ridley (Washington), October 11, 1988 - in an 8-7 loss vs Pittsburgh. -Wayne Gretzky (Edmonton), February 22, 1984 - in a 9-2 win vs Pittsburgh. -Denis Maruk (California), November 18, 1975 - in a 5-3 win vs Pittsburgh.

Most Assists in a Game:

Pittsburgh	6	-Mario Lemieux, October 15, 1988 - in a 9-2 win vs St. Louis -Greg Malone, November 28, 1979 in a 7-2 win vs Quebec -Ron Stackhouse, March 8, 1975 - in an 8-2 win vs Philadelphia
Opponent	6	-Patrik Sundstrom (Vancouver), February 29, 1984 - in a 9-5 win vs Pittsburgh.

Most Points in a Game:

Pittsburgh	8	-Mario Lemieux, December 31, 1988 - in an 8-6 win vs New Jersey. (5g, 3a). -Mario Lemieux, October 15, 1988 - in a 9-2 win vs St. Louis. (2g, 6a).
Opponent	7	-Patrik Sundstrom (Vancouver), February 29, 1984 - in a 9-5 win vs Pittsburgh. (1g, 6a).

Most Penalty Minutes in a Game:

Pittsburgh	51	-Russ Anderson, January 19, 1980 - in a 5-2 loss vs Edmonton.
Opponent	34	-Dave Lumley (Edmonton), January 19, 1980 - in a 5-2 win vs Pittsburgh.

Most Saves in a Game:

Pittsburgh	48	-Michel Dion, October 23, 1982 - in a 4-2 win vs Philadelphia.
Opponent	53	-Wayne Thomas (Montreal), March 10, 1974 - in a 5-4 win vs Pittsburgh.

PENGUINS SHUTOUTS

NAME/NO.	DATE - LOC	SCORE	SV	NAME/NO.	DATE - LOC	SCORE	SV
	1967-68 (7)				1979-80 (3)		
Les Binkley	Nov. 4 at California	1-0	31	Greg Millen (3)	Dec. 19 at Chicago	0-0	29
Hank Bassen	Nov. 15 vs Philadelphia	5-0	27	Rob Holland	Mar. 2 vs NY Islanders	0-0	24
Les Binkley (2)	Dec. 23 vs Minnesota	4-0	23	Greg Millen (4)	Mar. 30 vs Washington	4-0	28
Les Binkley (3)	Dec. 27 vs California	0-0	24		1980-81 (0)		
Les Binkley (4)	Jan. 28 at Boston	1-0	33		1981-82 (1)		
Les Binkley (5)	Feb. 1 vs St.Louis	2-0	22	Gary Edwards	Mar. 21 at Colorado	6-0	28
Les Binkley (6)	Mar. 30 at Philadelphia*	2-0	23		1982-83 (1)		
*Game played in Quebec City				Denis Herron (4)	Dec. 4 vs Philadelphia	0-0	34
	1968-69 (2)				1983-84 (2)		
Joe Daley	Feb. 19 vs Boston	3-0	41	Denis Herron (5)	Oct. 14 at Washington	4-0	29
Joe Daley (2)	Mar. 23 vs Minnesota	5-0	32	Roberto Romano	Feb. 1 vs Minnesota	4-0	34
	1969-70 (5)				1984-85 (2)		
Les Binkley (7)	Nov. 12 at Toronto	3-0	31	Roberto Romano (2)	Dec. 28 vs Hartford	4-0	34
Les Binkley (8)	Dec. 10 at Los Angeles	2-0	29	Denis Herron (6)	Mar. 16 vs NY Rangers	5-0	26
Al Smith	Feb. 26 at Los Angeles	1-0	30		1985-86 (2)		
Al Smith (2)	Mar. 8 at NY Rangers	0-0	33	Roberto Romano (3)	Dec. 2 at NY Rangers	6-0	40
Les Binkley (9)	Mar. 25 vs Minnesota	2-0	25	Roberto Romano (4)	Feb. 8 vs New Jersey	4-0	27
	1970-71 (4)				1986-87 (1)		
Les Binkley (10)	Oct. 17 vs Philadelphia	0-0	24	G.Meloche/R.Romano	Jan.23 at Vancouver	6-0	30
Al Smith (3)	Dec. 8 vs Toronto	4-0	29	(Romano replaced Meloche at 10:11)			
Les Binkley (11)	Mar. 3 vs Montreal	4-0	33		1987-88 (2)		
Al Smith (4)	Mar. 13 vs Minnesota	0-0	20	Frank Pietrangelo	Feb. 4 vs Minnesota	1-0	31
	1971-72 (1)			Steve Guenette	Mar. 19 vs Philadelphia	7-0	38
Jim Rutherford	Feb. 17 at Buffalo	2-0	23		1988-89 (0)		
	1972-73 (5)				1989-90 (1)		
Denis Herron	Oct. 17 at NY Islanders	5-0	24	Wendell Young	Nov. 14 vs NY Rangers	6-0	25
Denis Herron (2)	Oct. 24 at Vancouver	4-0	23		1990-91 (1)		
Jim Rutherford (2)	Jan. 20 vs Boston	3-0	26	Tom Barrasso	Dec. 28 vs Detroit	5-0	27
Jim Rutherford (3)	Feb. 20 at NY Islanders	4-0	34		1991-92 (1)		
Jim Rutherford (4)	Feb. 24 vs Chicago	2-0	32	Tom Barrasso (2)	Dec. 5 at San Jose	8-0	39
	1973-74 (1)				1992-93 (5)		
Andy Brown	Mar. 24 vs Detroit	8-0	23	Tom Barrasso (3)	Nov. 3 vs NY Islanders	2-0	19
	1974-75 (2)			Tom Barrasso (4)	Nov. 21 vs New Jersey	2-0	29
Gary Inness	Nov. 17 vs Washington	6-0	26	Tom Barrasso (5)	Dec. 23 at Philadelphia	4-0	20
Gary Inness (2)	Nov. 23 vs Los Angeles	0-0	30	K.Wregget/T.Barrasso	Feb. 8 vs Boston**	4-0	28
	1975-76 (2)			(Barrasso replaced Wregget at 55:18)			
Michel Plasse	Mar. 6 vs Minnesota	5-0	18	Tom Barrasso (6)	Feb.10 at NY Rangers	3-0	30
Michel Plasse (2)	Mar. 28 vs Detroit	3-0	29	**Game Played in Atlanta			
	1976-77 (6)				1993-94 (3)		
Dunc Wilson	Nov. 13 vs Philadelphia	1-0	25	Ken Wregget	Jan. 27 vs Quebec	3-0	38
Dunc Wilson (2)	Nov. 21 vs Chicago	5-0	25	Tom Barrasso (7)	Feb. 13 at Philadelphia	3-0	22
Dunc Wilson (3)	Jan. 19 at Vancouver	3-0	21	Tom Barrasso (8)	Apr. 11 at Ottawa	4-0	32
Dunc Wilson (4)	Jan. 27 at NY Rangers	3-0	30		1994-95 (0)		
Dunc Wilson (5)	Feb. 3 at Cleveland	0-0	22	TOTAL - 62	HOME - 38	ROAD - 24	
Denis Herron (3)	Mar. 9 vs Colorado	3-0	32	MOST ALL-TIME: Les Binkley (11), Tom Barrasso (8)			
	1977-78 (0)			MOST ONE YEAR (GOALIE) - Les Binkley (6) in 1967-68			
	1978-79 (2)			MOST ONE YEAR (TEAM) - 7 in 1967-68			
Greg Millen	Dec. 13 vs St.Louis	3-0	33				
Greg Millen (2)	Jan. 16 vs Minnesota	5-0	25				

Les Binkley holds the club record for the most career shutouts with 11. Tom Barrasso ranks second with eight.

OPPONENT SHUTOUTS

NAME/NO.	DATE - LOC	SCORE SV	NAME/NO.	DATE - LOC	SCORE SV
1967-68 (5)					
Doug Favell, PHI	Oct. 17 at Philadelphia	1-0 17	Bernie Parent, PHI (9)	Oct. 28 at Philadelphia	3-0 21
Gary Smith, CAL	Dec. 27 at Pittsburgh	0-0 34	Gerry Cheevers, BOS (3)	Nov. 24 at Pittsburgh	4-0 34
Bruce Gamble, TOR	Jan. 13 at Toronto	7-0 33	Wayne Thomas, TOR	Jan. 11 at Pittsburgh	2-0 30
Ed Giacomini, NYR	Mar. 17 at NY Rangers	3-0 20	Gary Edwards, CLE	Feb. 3 at Cleveland	0-0 22
Cesare Maniago, MIN	Mar. 23 at Minnesota	3-0 31	Rogie Vachon, LA (7)	Mar. 2 at Pittsburgh	5-0 26
1968-69 (8)					
Bernie Parent, PHI	Oct. 17 at Philadelphia	3-0 20	Wayne Stephenson, PHI	Mar. 14 at Philadelphia	4-0 22
Doug Favell, PHI (2)	Nov. 9 at Pittsburgh	3-0 37	Gilles Gilbert, BOS	Mar. 27 at Boston	3-0 11
Gerry Desjardins, LA	Jan. 18 at Los Angeles	4-0 30	1977-78 (2)		
Bruce Gamble, TOR (2)	Jan. 25 at Pittsburgh	2-0 30	Bernie Parent, PHI (10)	Oct. 20 at Philadelphia	11-0 20
Glenn Hall, STL	Feb. 12 at St. Louis	2-0 19	Dan Bouchard, ATL	Jan. 18 at Atlanta	1-0 25
Lorne Worsley, MTL	Feb. 16 at Pittsburgh	4-0 36	1978-79 (4)		
Ray Edwards, DET	Feb. 20 at Detroit	3-0 26	Dan Bouchard, ATL (2)	Nov. 3 at Atlanta	2-0 25
Ed Johnston, BOS	Mar. 2 at Boston	4-0 19	Michel Larocque, MTL	Feb. 22 at Montreal	12-0 25
1969-70 (14)					
Gerry Cheevers, BOS	Oct. 19 at Boston	4-0 26	Mario Lessard, LA	Mar. 7 at Pittsburgh	4-0 26
Gerry Desjardins, LA (2)	Oct. 22 at Los Angeles	2-0 25	Mike Palmateer, TOR	Mar. 11 at Toronto	4-0 39
Ernie Wakley, STL	Nov. 13 at St. Louis	4-0 25	1979-80 (6)		
Jacques Plante, STL	Nov. 19 at Pittsburgh	4-0 18	Tony Esposito, CHI (4)	Dec. 19 at Chicago	0-0 37
Bruce Gamble, TOR (3)	Dec. 6 at Toronto	5-0 25	Pete Peeters, PHI	Feb. 2 at Pittsburgh	4-0 30
Bernie Parent, PHI (2)	Dec. 21 at Philadelphia	4-0 28	Don Edwards, BUF	Feb. 7 at Buffalo	9-0 25
Tony Esposito, CHI	Dec. 27 at Pittsburgh	3-0 30	Michel Dion, QUE	Feb. 24 at Quebec	2-0 33
Ernie Wakley, STL (2)	Jan. 3 at St. Louis	6-0 26	Glenn Resch, NYI	Mar. 2 at Pittsburgh	0-0 22
Tony Esposito, CHI (2)	Jan. 14 at Chicago	5-0 28	Bill McKenzie, COL	Mar. 28 at Colorado	5-0 30
Bruce Gamble, TOR (4)	Jan. 17 at Toronto	4-0 38	1980-81 (1)		
Terry Sawchuk, NYR	Feb. 1 at NY Rangers	6-0 29	Pete Peeters, PHI (2)	Jan. 21 at Pittsburgh	5-0 33
Gerry Cheevers, BOS (2)	Feb. 14 at Pittsburgh	3-0 35	1981-82 (1)		
Ed Giacomini, NYR (2)	Mar. 8 at NY Rangers	0-0 25	Pat Riggini, CAL	Jan. 16 at Calgary	4-0 29
Ed Giacomini, NYR (3)	Mar. 18 at Pittsburgh	2-0 30	1982-83 (3)		
1970-71 (7)					
Bernie Parent, PHI (3)	Oct. 17 at Pittsburgh	0-0 30	Billy Smith, NYI	Oct. 14 at NY Islanders	9-0 30
Ernie Wakley, STL (3)	Nov. 19 at Pittsburgh	1-0 20	Pelle Lindbergh, PHI	Dec. 4 at Pittsburgh	0-0 24
Cesare Maniago, MIN (2)	Dec. 12 at Pittsburgh	1-0 35	Markus Mattson, MIN	Jan. 12 at Pittsburgh	7-0 40
Tony Esposito, CHI (3)	Feb. 7 at Chicago	1-0 28	1983-84 (4)		
Ed Giacomini, NYR (4)	Feb. 20 at Pittsburgh	2-0 37	Al Jensen, WAS	Oct. 25 at Pittsburgh	1-0 26
Ed Giacomini, NYR (5)	Feb. 27 at Pittsburgh	4-0 26	Mike Liut, STL	Dec. 13 at St. Louis	2-0 16
Cesare Maniago, MIN (3)	Mar. 13 at Pittsburgh	0-0 31	Tony Esposito, CHI (5)	Jan. 15 at Chicago	2-0 35
1971-72 (6)					
Cesare Maniago, MIN (4)	Oct. 28 at Minnesota	2-0 35	Pat Riggini, WAS (2)	Mar. 24 at Washington	6-0 18
Gary Smith, CHI (2)	Jan. 8 at Pittsburgh	4-0 24	1984-85 (2)		
Ernie Wakley, STL (4)	Jan. 22 at St. Louis	1-0 25	Kelly Hrudey, NYI	Feb. 2 at Pittsburgh	4-0 26
Bruce Gamble, PHI (5)	Jan. 30 at Philadelphia	4-0 33	Bob Janecyk, LA	Mar. 5 at Los Angeles	6-0 21
Cesare Maniago, MIN (5)	Feb. 20 at Minnesota	2-0 40	1985-86 (1)		
Bernie Parent, TOR (4)	Feb. 23 at Toronto	2-0 34	Kelly Hrudey, NYI (2)	Jan. 9 at NY Islanders	9-0 27
1972-73 (3)					
Roger Crozier, BUF	Nov. 12 at Buffalo	1-0 18	1986-87 (2)		
R.Low & J.Plante, TOR	Dec. 29 at Pittsburgh	4-0 42	Darren Eliot, LA	Dec. 17 at Los Angeles	3-0 26
Ed Giacomini, NYR (8)	Jan. 7 at NY Rangers	3-0 24	Glen Hanlon, DET	Jan. 18 at Pittsburgh	1-0 36
1973-74 (7)					
Bernie Parent, PHI (5)	Oct. 27 at Pittsburgh	6-0 23	1987-88 (3)		
Dunc Wilson, TOR	Nov. 3 at Toronto	6-0 33	Allan Bester, TOR	Oct. 29 at Pittsburgh	4-0 29
Bernie Parent, PHI (6)	Nov. 4 at Philadelphia	7-0 29	Kirk McLean, VAN	Feb. 17 at Vancouver	5-0 27
Ed Giacomini, NYR (7)	Nov. 18 at NY Rangers	7-0 33	Sean Burke, NJD	Mar. 29 at New Jersey	4-0 25
Doug Grant, DET	Dec. 15 at Pittsburgh	2-0 36	1988-89 (1)		
Rogie Vachon, LA	Jan. 16 at Pittsburgh	2-0 34	Pete Peeters, WAS (3)	Jan. 2 at Washington	8-0 14
Rogie Vachon, LA (2)	Jan. 26 at Pittsburgh	2-0 25	1989-90 (0)		
1974-75 (6)					
Rogie Vachon, LA (3)	Oct. 28 at Los Angeles	2-0 23	1990-91 (0)		
Rogie Vachon, LA (4)	Nov. 23 at Pittsburgh	0-0 32	1991-92 (3)		
Bernie Parent, PHI (7)	Dec. 22 at Philadelphia	4-0 24	Don Beaupre, WAS	Oct. 29 at Pittsburgh	8-0 26
Bernie Parent, PHI (8)	Mar. 13 at Philadelphia	6-0 22	Craig Billington, NJD	Jan. 2 at New Jersey	4-0 16
Rogie Vachon, LA (5)	Mar. 22 at Los Angeles	4-0 31	Bob Essensa, WIN	Jan. 28 at Pittsburgh	4-0 38
Ken Dryden, MTL	Apr. 2 at Montreal	6-0 23	1992-93 (2)		
1975-76 (2)					
Rogie Vachon, LA (6)	Oct. 30 at Los Angeles	4-0 21	Tim Cheveldae, DET	Nov. 13 at Detroit	8-0 26
Gerry Desjardins, BUF(3)	Jan. 11 at Buffalo	6-0 28	John Blue, BOS	Jan. 14 at Boston	7-0 21
1976-77 (7)					
1977-78 (2)					
1978-79 (4)					
1979-80 (6)					
1980-81 (1)					
1981-82 (1)					
1982-83 (3)					
1983-84 (4)					
1984-85 (2)					
1985-86 (1)					
1986-87 (2)					
1987-88 (3)					
1988-89 (1)					
1989-90 (0)					
1990-91 (0)					
1991-92 (3)					
1992-93 (2)					
1993-94 (0)					
1994-95 (1)					
J. Vanbiesbrouck, FLA	Mar. 26 at Florida	2-0 24			
TOTAL - 101 HOME - 34 ROAD - 67					
MOST SHUTOUTS AGAINST - Bernie Parent - 10					

PENGUINS HAT TRICKS

NAME/NO.	DATE	TEAM	GOALTENDER	NAME/NO.	DATE	TEAM	GOALTENDER
		1967-68 (2)				1983-84 (3)	
Andy Bathgate	Oct. 18	vs Minnesota	Maniago (2)/Bauman	Andy Brickley	Dec. 26	vs NY Rangers	Steve Weeks
Ken Schinkel	Oct. 21	vs Chicago	Denis Dejordy	Mike Bullard	Jan. 18	vs Winnipeg	Mike Veisor
		1968-69 (0)		Mark Taylor	Mar. 29	at NY Rangers	John Vanbiesbroeck
None						1984-85 (2)	
		1969-70 (1)		Mike Bullard (2)*	Dec. 5	vs St. Louis	Mike Liut
Ken Schinkel(2)	Feb. 4	vs Minnesota	Maniago/Broderick(2)	Mike Bullard (3)	Dec. 26	vs NYIslanders	Kelly Hruddy
		1970-71 (2)				1985-86 (5)	
Glen Sather	Dec. 19	vs Detroit	Jim McLeod (2)/ENG	Mike Bullard (4)*	Dec. 31	at St. Louis	Rick Wamsley
Duane Rupp	Mar. 24	vs Detroit	Jim Rutherford	Mario Lemieux* (4)	Dec. 31	at St. Louis	Rick Wamsley
		1971-72 (1)		Mike Bullard (5)	Jan. 22	at Edmonton	Andy Moog
Bob Leiter	Dec. 1	vs Detroit	Smith (2)/Daley	Doug Shedden (2)	Feb. 15	vs Vancouver	Richard Brodeur
		1972-73 (6)		Mike Bullard (6)	Feb. 21	at Detroit	Stefani/LaForest(2)
Al McDonough	Oct. 11	at St. Louis	Wayne Stephenson			1986-87 (12)	
Lowell MacDonald	Nov. 15	vs Minnesota	Gilles Gilbert	R. Cunneyworth	Oct. 9	vs Washington	Al Jensen
Al McDonough (2)	Nov. 19	vs Atlanta	Phil Myre	Mario Lemieux (2)	Oct. 17	at Buffalo	Tom Barrasso
Al McDonough (3)	Nov. 22	vs St. Louis	Wayne Stephenson	Terry Ruskowski	Oct. 18	vs New Jersey	Karl Friesen
Eddie Shack	Nov. 29	vs Toronto	Ron Low	Kevin LaVallee	Oct. 29	vs New Jersey	Alain Chevrier
Syl Apps	Dec. 13	vs NYIslanders	Gerry Desjardins	John Chabot	Dec. 6	vs Minnesota	Don Beaupre
		1973-74 (3)		Mario Lemieux (3)*	Dec. 12	vs Toronto	Wregget(3)/Bester
Lowell MacDonald (2)	Nov. 13	vs Minnesota	Cesare Maniago	Craig Simpson	Dec. 22	at Montreal	Patrick Roy
Bob Kelly	Mar. 24	vs Detroit	Doug Grant	Mario Lemieux (4)	Jan. 23	at Vancouver	Frank Caprice
Lowell MacDonald (3)	Mar. 27	vs Minnesota	Lorne Worsley	Mario Lemieux (5)	Feb. 5	at Boston	Bill Ranford
		1974-75 (3)		R. Cunneyworth(2)*	Mar. 3	at Quebec	Gosselin(3)/Malarchuk
Rick Kehoe	Feb. 15	at Toronto	Doug Favell	Mario Lemieux (6)	Mar. 8	at Winnipeg	Eldon Reddick
Jean Pronovost	Feb. 26	vs Washington	Michel Belhumeur	Mario Lemieux (7)	Mar. 12	vs Quebec	Gosselin/ENG(2)
Pierre Larouche	Mar. 12	vs Boston	Gilles Gilbert			1987-88 (9)	
		1975-76 (9)		Dan Quinn	Oct. 15	vs NY Rangers	Bob Froese
Jean Pronovost (2)	Nov. 12	at Washington	Bernie Wolfe	Mario Lemieux (8)	Oct. 15	vs NY Rangers	Bob Froese
Syl Apps (2)	Dec. 17	at California	Gilles Meloche	Mario Lemieux (9)	Oct. 24	vs Buffalo	Jacques Cloutier
Bob Kelly (2)	Dec. 17	at California	Gilles Meloche	Mario Lemieux (10)	Jan. 5	vs Los Angeles	Glen Healy
Stan Gilbertson	Jan. 18	vs NY Rangers	Wilson/Soetaert (2)	Mario Lemieux (11)	Jan. 10	at Detroit	Glen Hanlon
Pierre Larouche (2)	Feb. 8	at Vancouver	Smith(2)/Lockett	Paul Coffey	Jan. 20	at Chicago	Mason/Pang(2)
Jean Pronovost (3)	Feb. 19	vs Toronto	Doug Favell	Dan Quinn (2)	Feb. 28	at Chicago	Darren Pang
Pierre Larouche (3)	Feb. 21	vs Chicago	Gilles Villemure	Dan Quinn (3)	Mar. 7	at Calgary	Mike Vernon
Lowell MacDonald (4)	Feb. 21	vs Chicago	Gilles Villemure	Mario Lemieux (12)*	Apr. 2	at Washington	Clint Malarchuk
Rick Kehoe (2)	Mar. 10	vs Buffalo	Al Smith			1988-89 (13)	
		1976-77 (2)		Mario Lemieux (13)	Oct. 13	vs Washington	Malarchuk(2)/Peeters
Rick Kehoe (3)	Oct. 6	vs Vancouver	Maniago(2)/Ridley	Rob Brown	Oct. 15	vs St. Louis	Vincent Riendeau
Pierre Larouche (4)	Feb. 19	at Toronto	Palmateer/Thomas(2)	Mario Lemieux (14)	Oct. 18	vs Philadelphia	Ron Hextall
		1977-78 (3)		Rob Brown (2)	Nov. 25	at Washington	Clint Malarchuk
Blair Chapman	Nov. 16	at Minnesota	Pete LoPresti	Mario Lemieux (15)	Dec. 21	at Toronto	Ken Wregget
Pete Mahovich	Nov. 30	vs Detroit	Ron Low	Mario Lemieux (16)#	Dec. 31	vs New Jersey	Sauve(3)/Terrerri/ENG
Wayne Bianchin	Dec. 31	vs Cleveland	Gary Edwards	Mario Lemieux (17)	Jan. 10	vs NY Islanders	Kelly Hruddy
		1978-79 (3)		Rob Brown (3)	Jan. 28	vs Detroit	Stefan (2)/Hanlon
Orest Kindrachuk	Mar. 4	at Colorado	Michel Plasse	Rob Brown (4)	Feb. 5	at Boston	Andy Moog
Ron Stackhouse	Mar. 18	at NY Rangers	Wayne Thomas	Mario Lemieux (18)	Feb. 14	vs Buffalo	Jacques Cloutier
Greg Malone	Mar. 28	vs NY Rangers	Doug Soetaert	Mario Lemieux (19)	Mar. 12	at Chicago	Alain Chevrier
		1979-80 (1)		Mario Lemieux (20)	Mar. 25	vs New Jersey	Sauve(2)/Burke
Gary McAdam	Nov. 28	vs Quebec	Michel Dion	Mario Lemieux (21)*	Mar. 30	vs Hartford	Kay Whitmore
		1980-81 (5)				1989-90 (10)	
Rick Kehoe (4)	Nov. 26	vs Vancouver	Richard Brodeur	Mario Lemieux (22)	Oct. 17	vs Toronto	Alan Bester/ENG(2)
Rick Kehoe (5)	Dec. 3	at Toronto	Jiri Crha	Kevin Stevens	Oct. 31	vs Los Angeles	Kelly Hruddy
Paul Gardner*	Dec. 13	vs Philadelphia	Phil Myre	Mario Lemieux (23)	Dec. 2	at Quebec	Ron Tugnutt
Rick Kehoe (6)	Jan. 14	vs St. Louis	Ed Staniowski	Rob Brown (5)	Dec. 12	vs Boston	Moog(2)/Lemelin
Gregg Sheppard	Mar. 16	at Edmonton	Ed Mio	Mario Lemieux (24)*	Jan. 8	at NY Rangers	Froese(2)/Vanbiesbroeck(2)
		1981-82 (4)		Tony Tanti	Jan. 30	vs Philadelphia	Ken Wregget
Paul Gardner (2)	Nov. 7	vs Philadelphia	Pelle Lindbergh	Mario Lemieux (25)	Feb. 2	vs Edmonton	Randy Exelby(2)/ENG
Doug Shedden	Jan. 2	vs Hartford	John Garrett	Rob Brown (6)	Feb. 10	vs Los Angeles	Hruddy/Gosselin/ENG
Rick Kehoe (7)	Jan. 20	vs Boston	Marco Baron	John Cullen	Feb. 20	vs Philadelphia	Ken Wregget(2)/ENG
Andre St. Laurent	Mar. 6	at Quebec	Dan Bouchard	Rob Brown (7)	Mar. 4	vs Minnesota	Jarmo Myllysi(2)/ENG
		1982-83 (3)					
Pat Boutette	Oct. 12	vs Vancouver	Richard Brodeur				
Pat Boutette (2)	Oct. 27	vs Washington	Dave Parro				
Rick Kehoe (8)	Dec. 23	at Detroit	Greg Stefan				

PENGUINS HAT TRICKS

NAME/NO.	DATE	TEAM	GOALTENDER	NAME/NO.	DATE	TEAM	GOALTENDER
1990-91 (5)				1992-93 (11)			
Kevin Stevens (2)	Oct. 25	vs Quebec	Tanner/Tugnutt(2)	Kevin Stevens (7)*	Oct. 17	at Hartford	Burke(3)/Pietrangelo
Phil Bourque	Dec. 3	at NY Rangers	Vanbiesbrouck/Richter(2)	Mario Lemieux (28)	Oct. 22	vs Detroit	Tim Cheveldae
John Cullen (2)	Jan. 17	at Toronto	Peter Ing	Kevin Stevens (8)	Dec. 12	vs New Jersey	Chris Terrier
Jaromir Jagr	Feb. 2	vs Boston	Norm Foster	Kevin Stevens (9)	Jan. 26	vs Washington	Don Beaupre
Mario Lemieux (26)	Mar. 26	at Philadelphia	Pete Peeters	Mario Lemieux (29)*	Mar. 18	vs Washington	Beaupre(3)/Hrivnak
1991-92 (11)				1993-94 (2)			
Mario Lemieux (27)	Oct. 15	at NY Islanders	Glenn Healy	Mario Lemieux (30)*	Mar. 20	vs Philadelphia	Soderstrom(3)/Rousse
Bob Errey	Oct. 17	vs NY Islanders	Glenn Healy(2)/ENG	Rick Tocchet (2)	Apr. 1	vs Hartford	Gosselin/Pietrangelo(2)
Kevin Stevens (3)	Nov. 13	vs Edmonton	Bill Ranford	Rick Tocchet (3)	Apr. 7	vs Montreal	Patrick Roy
Mark Recchi	Nov. 18	at Quebec	Ron Tugnutt	Joe Mullen (4)	Apr. 9	at NY Rangers	Hirsch/Richter(2)
Kevin Stevens (4)	Nov. 18	at Quebec	Ron Tugnutt	Mario Lemieux (31)*	Apr. 9	at NY Rangers	Hirsch(3)/Richter(2)
Kevin Stevens (5)*	Nov. 29	at Philadelphia	Roussel(3)/Wreggett	1994-95 (2)			
Kevin Stevens (6)	Dec. 5	at San Jose	Irbe/Hayward (2)	Kevin Stevens (10)	Jan. 11	vs Boston	John Blue
Joe Mullen*	Dec. 23	at NY Islanders	Glenn Healy	Martin Straka	Mar. 8	vs Boston	Vincent Riendeau
Joe Mullen (2)*	Dec. 26	vs Toronto	Grant Fuhr	1994-95 (2)			
Joe Mullen (3)	Feb. 18	vs Toronto	Rick Wamsley	Jaromir Jagr (2)	Feb. 14	vs Boston	Vincent Riendeau
Rick Tocchet	Mar. 6	at San Jose	Jarmo Myllys	Luc Robitaille*	Feb. 16	vs Hartford	Jeff Reese
				TOTAL-132	HOME-83	ROAD-49	

MOST ALL-TIME- Mario Lemieux (31), Kevin Stevens(10) & Rick Kehoe(8)

MOST ONE YEAR (Player) - Mario Lemieux (9) in 1988-89

MOST ONE YEAR (Team) - 13 in 1988-89

* Four Goal Game # Five Goal Game

OPPONENT HAT TRICKS

NAME-TEAM-NO	DATE	LOC	GOALTENDER	NAME-TEAM-NO	DATE	LOC	GOALTENDER
1967-68 (4)				1974-75 (6)			
Stan Mikita, CHI*	Dec. 6	at CHI	Binkley(3)/Bassen	Bobby Orr, BOS	Oct. 23	at PGH	Gary Inness
Bob Pulford, TOR	Jan. 13	at TOR	Les Binkley	Dave Keon, TOR (2)	Nov. 20	at TOR	Gary Inness
Dick Duff, MON	Feb. 17	at MON	Les Binkley	Guy Lafleur, MTL	Dec. 7	at MON	Bob Johnson
Jean Beliveau, MON	Mar. 16	at MON	Bassen(2)/ENG	Guy Lafleur, MTL (2)*	Jan. 26	at MON	Michel Plasse
1968-69 (3)				1975-76 (4)			
Bobby Rousseau, MTL	Nov. 7	at MON	Les Binkley	Greg Polis, NYR	Mar. 2	at NYR	Michel Plasse
Bobby Hull, CHI	Nov. 14	at PGH	Les Binkley	Stan Gilbertson, WAS*	Apr. 6	at WAS	Bob Johnson
Phil Esposito, Boston	Dec. 15	at BOS	Joe Daley	1976-77 (4)			
1969-70 (5)				1977-78 (1)			
Gordie Howe, DET	Nov. 2	at DET	Al Smith	Hartland Monahan,WAS	Nov. 12	at WAS	Gary Inness
Ab McDonald, STL	Nov. 19	at PGH	Les Binkley	Yvon Courmoyer, MTL	Nov. 13	at PGH	Gary Inness
Dave Keon, TOR	Jan. 17	at TOR	Les Binkley	Denis Maruk, CAL*	Nov. 15	at PGH	Gary Inness
Dave Balon, NYR	Feb. 1	at NYR	Al Smith	Ted Irvine, STL	Feb. 29	at PGH	Inness (2)/ENG
Stan Mikita, CHI (2)	Feb. 11	at CHI	Al Smith	1976-77 (4)			
1970-71 (5)				1977-78 (1)			
Walt McKechnie, MIN	Oct. 15	at MIN	Al Smith	Rick Blight, VAN	Oct. 6	at PGH	Gordie Laxton
Phil Esposito, BOS (2)	Dec. 6	at BOS	Les Binkley	Wilf Paiement, COL	Feb. 6	at COL	Denis Herron
Brian Spencer, TOR	Jan. 9	at TOR	Al Smith	Claude Larose, STL (2)	Feb. 7	at STL	Dunc Wilson
Phil Esposito, BOS (3)	Mar. 6	at PGH	Al Smith	Don Saleski, PHI	Mar. 13	at PHI	Denis Herron
Eddie Shack, BUF	Mar. 31	at PGH	Cam Newton	1977-78 (1)			
1971-72 (3)				1978-79 (2)			
Brad Park, NYR	Dec. 12	at NYR	Jim Rutherford	Dale McCourt, DET	Feb. 18	at DET	Millen (2)/Herron
Norm Ullman, TOR	Dec. 28	at PGH	Binkley (2)/ENG	Darcy Rota, ATL	Apr. 1	at PGH	Herron (2)/Millen
Brad Park, NYR (2)	Feb. 12	at PGH	Jim Rutherford	1979-80 (8)			
1972-73 (5)				1977-78 (1)			
Gene Carr, NYR	Dec. 17	at NYR	Denis Herron	Pierre Larouche, MTL*	Oct. 25	at MON	Rob Holland
Rejean Houle, MTL	Jan. 17	at MON	Cam Newton	Darryl Sittler, TOR	Jan. 16	at PGH	Greg Millen
Mike Walton, BOS	Feb. 10	at BOS	Cam Newton	Jordy Douglas, HAR	Jan. 17	at HFD	Greg Millen
Dennis Hextall, MIN	Mar. 7	at MIN	Andy Brown	Blair MacDonald, EDM	Jan. 19	at PGH	Greg Millen
Bobby Lalonde, VAN	Mar. 17	at VAN	Brown (2)/Newton	Mike Foligno, DET	Jan. 31	at DET	Greg Millen
1973-74 (5)				1980-81 (8)			
Rick Martin, BUF	Jan. 3	at BUF	Jim Rutherford	Danny Gare, BUF	Feb. 7	at BUF	Greg Millen
Ken Hodge, BOS	Feb. 3	at PGH	Andy Brown	Darryl Sittler, TOR (2)	Mar. 5	at PGH	Rob Holland
Stan Mikita, CHI (3)	Feb. 10	at CHI	Gary Inness	Wayne Gretzky, EDM	Mar. 21	at EDM	Greg Millen
Claude Larose, MTL*	Feb. 28	at MON	Gary Inness	1980-81 (8)			
Bill Goldsworthy, MIN	Mar. 23	at MIN	Gary Inness	Denis Maruk, WAS (2)	Nov. 12	at PGH	Rob Holland
				Rick Dudley, BUF	Dec. 7	at BUF	Millen/Holland (2)
				Bobby Clarke, PHI	Dec. 13	at PGH	Greg Millen
				Stan Smyl, VAN	Dec. 19	at VAN	Holland (2)/Millen
				Reed Larson, DET	Jan. 3	at PGH	Greg Millen
				Mike Bossy, NYI*	Jan. 13	at NYI	Millen(3)/ENG
				Lanny McDonald, COL	Feb. 6	at COL	Ricci(2)/ENG
				Mark Messier, EDM	Mar. 16	at EDM	Greg Millen


OPPONENT HAT TRICKS

NAME-TEAM-NO	DATE LOC	GOALTENDER	NAME-TEAM-NO	DATE LOC	GOALTENDER
	1981-82 (6)			1987-88 (3)	
Mel Bridgman, PHI	Oct. 29 at PHI	Michel Dion	Dave Hannan, EDM	Jan. 25 at PGH	F. Pietrangelo
Keith Acton, MTL	Nov. 21 at MON	Dion(2)/Harrison	John MacLean, NJ	Jan. 28 at NJ	Gilles Meloche
Ron Duguay, NYR	Dec. 27 at NYR	Paul Harrison	Rick Vaive, CHI	Feb. 28 at CHI	F. Pietrangelo
Blaine Stoughton, HAR	Jan. 3 at HFD	Paul Harrison		1988-89 (11)	
Wayne Gretzky, EDM(2)	Mar. 17 at EDM	Michel Dion	Mike Ridley, WAS*	Oct. 11 at PGH	Wendell Young
Bernie Nicholls, LA	Mar. 20 at LA	Michel Dion	Dave Andreychuk, BUF	Oct. 12 at BUF	Wendell Young
	1982-83 (10)		Tony Granato, NYR*	Oct. 30 at NYR	Guenette/Pietrangelo(3)
Butch Goring, NYI (2)	Oct. 14 at NYI	Denis Herron	Walt Poddubny, QUE	Nov. 3 at PGH	Steve Guenette
Marian Stastny, QUE	Oct. 21 at QUE	Denis Herron	Jari Kurri, EDM	Nov. 8 at PGH	Steve Guenette
Peter Stastny, QUE	Dec. 11 at PGH	Denis Herron	Tony Tanti, VAN (2)	Jan. 7 at PGH	Tom Barrasso
Glenn Anderson, EDM	Jan. 7 at EDM	Denis Herron	Tony Granato, NYR (2)	Jan. 14 at PGH	Tom Barrasso
Dale Hawerchuk, WIN	Feb. 4 at WIN	Michel Dion	Peter Stastny, QUE (2)*	Feb. 11 at QUE	Young(2)/Pietrangelo(2)
Lanny McDonald, CAL(2)	Feb. 5 at CAL	Denis Herron	Jody Hull, HAR	Feb. 26 at HAR	Barrasso/Young(2)
Kent Nilsson, CAL	Feb. 5 at CAL	Denis Herron	Ken Linseman, BOS (2)	Mar. 14 at BOS	Tom Barrasso
Charlie Simmer, LA	Feb. 12 at PGH	Nick Ricci	Mats Naslund, MON	Mar. 18 at PGH	Barrasso/Young(2)
Reed Larson, DET (2)	Feb. 15 at PGH	Nick Ricci		1989-90 (6)	
Ken Linseman, EDM	Feb. 19 at PGH	Herron(2)/Ricci		Oct. 18 at PGH	Wendell Young
	1983-84 (11)		Brett Hull, STL	Oct. 31 at PGH	Wendell Young
Bryan Trotter, NYI	Nov. 11 at NYI	Michel Dion	Wayne Gretzky, LA (5)	Oct. 31 at PGH	Wendell Young
Barry Pederson, BOS	Dec. 6 at PGH	Dion(2)/Herron	Pat LaFontaine, NYI	Feb. 6 at PGH	Tom Barrasso
Bob MacMillan, NJ	Jan. 7 at PGH	Roberto Romano	Derek King, NYI	Feb. 6 at PGH	Tom Barrasso
Paul MacLean, WIN	Jan. 18 at PGH	Michel Dion	Luc Robitaille, LA	Mar. 10 at LA	Alain Chevrier
Pierre Larouche, NYR(2)	Jan. 25 at PGH	Romano(2)/Dion	Mike Modano, MIN	Mar. 17 at PGH	Alain Chevrier
Doug Riesbrough, CAL	Feb. 16 at CAL	Michel Dion		1990-91 (2)	
Lanny McDonald, CAL(3)	Feb. 16 at CAL	Michel Dion	Jeremy Roenick, CHI	Oct. 11 at CHI	Tom Barrasso
Wayne Gretzky, EDM(3)*	Feb. 22 at PGH	Roberto Romano	Patrick Flatley, NYI	Dec. 23 at PGH	Frank Pietrangelo
Michel Goulet, QUE	Mar. 8 at PGH	Denis Herron		1991-92 (4)	
Dave Poulin, PHI	Mar. 22 at PHI	Denis Herron	Derek King, NYI (2)	Oct. 15 at NYI	Tom Barrasso
Ilkka Sinisalo, PHI	Mar. 22 at PHI	Denis Herron	Vladimir Ruzicka, BOS	Nov. 5 at PGH	Tom Barrasso
	1984-85 (7)		V. Ruzicka, BOS (2)*	Feb. 9 at BOS	Tom Barrasso
Uli Hiemer, NJ	Oct. 31 at NJ	Denis Herron	Darren Turcotte, NYR	Apr. 16 at NYR	Young/Wregget(2)
Jorgen Pettersson, STL	Nov. 8 at PGH	Michel Dion		1992-93 (7)	
Denis Savard, CHI	Nov. 29 at PGH	Denis Herron	Michel Goulet, CHI (3)	Nov. 8 at CHI	Tom Barrasso
Michel Goulet, QUE(2)	Dec. 29 at QUE	Denis Herron	Jimmy Carson, DET	Nov. 13 at DET	Tom Barrasso
Dale Hawerchuk, WIN(2)	Jan. 21 at WIN	Roberto Romano	Adam Graves, NYR	Nov. 25 at PGH	Barrasso/Wregget(2)
Wayne Gretzky, EDM(4)	Jan. 26 at EDM	Denis Herron	Ulf Dahlen, MIN	Jan. 7 at PGH	Tom Barrasso
Peter Sundstrom, NYR	Feb. 22 at PGH	Brian Ford	Steven Heinze, BOS	Jan. 14 at BOS	Ken Wregget
	1985-86 (5)		Pierre Turgeon, NYI	Feb. 20 at NYI	Tom Barrasso
Danny Gare, DET(2)	Oct. 30 at DET	Roberto Romano	Geoff Sanderson, HFD	Feb. 21 at HAR	Tom Barrasso
Tony Tanti, VAN	Nov. 13 at VAN	Roberto Romano		1993-94 (2)	
Dave Poulin, PHI(2)	Nov. 24 at PHI	Denis Herron	Mike Gartner, NYR	Jan. 31 at NYR	Ken Wregget
Troy Murray, CHI	Jan. 1 at CHI	Gilles Meloche	Randy Burridge, WAS	Mar. 15 at WAS	Tom Barrasso
Al Secord, CHI	Jan. 1 at CHI	Gilles Meloche		1994-95 (1)	
	1986-87 (3)		Igor Chibirev, HFD	Apr. 5 at HFD	Wendell Young
Kirk Muller, NJ	Oct. 29 at PGH	Roberto Romano		TOTAL - 141	HOME - 51
Sylvain Turgeon, HAR	Mar. 28 at HFD	Pat Riggan		MOST ALL-TIME ONE PLAYER - Wayne Gretzky - 5	ROAD - 90
Perry Anderson, NJ	Mar. 31 at NJ	Gilles Meloche		*Four Goal Game	

Penguins defensemen have recorded two hat tricks, while opponents defensemen have scored three goals on six occasions. Duane Rupp was the first Penguins defensemen to score three goals on March 24, 1971 vs Detroit. The only other defensemen to score three goals is Paul Coffey, who accomplished the feat on January 20, 1988 at Chicago. Brad Park (NY Rangers) and Reed Larson (Detroit) have both recorded three-goal games twice against the Penguins, while Bobby Orr (Boston) and Uli Heimer (New Jersey) each have done it once. Heimer was the last defensemen to score three goals in a game against the Penguins on October 31, 1984.

THE

PLAYOFFS



PENGUINS STANLEY CUP PLAYOFF RESULTS, 1968-1995

1968 - Did Not Qualify For Playoffs

1969 - Did Not Qualify For Playoffs

1970 Quarterfinals (Pittsburgh, 4-0)

Apr. 8 Oakland 1 at Pittsburgh 2 W
 Apr. 9 Oakland 1 at Pittsburgh 3 W
 Apr. 11 Pittsburgh 5 at Oakland 2 W
 Apr. 12 Pittsburgh 3 at Oakland 2 (OT) W

Semi-Finals (St.Louis, 4-2)

Apr. 19 Pittsburgh 1 at St.Louis 3 L
 Apr. 21 Pittsburgh 1 at St.Louis 4 L
 Apr. 23 St. Louis 2 at Pittsburgh 3 W
 Apr. 26 St. Louis 1 at Pittsburgh 2 W
 Apr. 28 Pittsburgh 0 at St. Louis 5 L
 Apr. 30 St. Louis 4 at Pittsburgh 3 L

1971 - Did Not Qualify For Playoffs

1972 Quarterfinals (Chicago, 4-0)

Apr. 5 Pittsburgh 1 at Chicago 3 L
 Apr. 6 Pittsburgh 2 at Chicago 3 L
 Apr. 8 Chicago 2 at Pittsburgh 0 L
 Apr. 9 Chicago 6 at Pittsburgh 5 (OT) L

1973 - Did Not Qualify For Playoffs

1974 - Did Not Qualify For Playoffs

1975 Preliminary Round (Pittsburgh, 2-0)

Apr. 8 St.Louis 3 at Pittsburgh 4 W
 Apr. 10 Pittsburgh 5 at St.Louis 3 W

Quarterfinals (NY Islanders, 4-3)

Apr. 13 NY Islanders 4 at Pittsburgh 5 W
 Apr. 15 NY Islanders 1 at Pittsburgh 3 W
 Apr. 17 Pittsburgh 6 at NY Islanders 4 W
 Apr. 20 Pittsburgh 1 at NY Islanders 3 L
 Apr. 22 NY Islanders 4 at Pittsburgh 2 L
 Apr. 24 Pittsburgh 1 at NY Islanders 4 L
 Apr. 26 NY Islanders 1 at Pittsburgh 0 L

1976 Preliminary Round (Toronto, 2-1)

Apr. 6 Pittsburgh 1 at Toronto 4 L
 Apr. 8 Toronto 0 at Pittsburgh 2 W
 Apr. 9 Pittsburgh 0 at Toronto 4 L

1977 Preliminary Round (Toronto, 2-1)

Apr. 5 Toronto 4 at Pittsburgh 2 L
 Apr. 7 Pittsburgh 6 at Toronto 4 W
 Apr. 9 Toronto 5 at Pittsburgh 2 L

1978 - Did Not Qualify For Playoffs

1979 Preliminary Round (Pittsburgh, 2-1)

Apr. 10 Pittsburgh 4 at Buffalo 3 W
 Apr. 12 Buffalo 3 at Pittsburgh 1 L
 Apr. 14 Pittsburgh 4 at Buffalo 3 (OT) W

Quarterfinals (Boston, 4-0)

Apr. 16 Pittsburgh 2 at Boston 6 L
 Apr. 18 Pittsburgh 3 at Boston 4 L
 Apr. 21 Boston 2 at Pittsburgh 1 L
 Apr. 22 Boston 4 at Pittsburgh 1 L

1980 Preliminary Round (Boston, 3-2)

Apr. 8 Pittsburgh 4 at Boston 2 W
 Apr. 10 Pittsburgh 1 at Boston 4 L
 Apr. 12 Boston 1 at Pittsburgh 4 W
 Apr. 13 Boston 8 at Pittsburgh 3 L
 Apr. 14 Pittsburgh 2 at Boston 6 L

1981 Preliminary Round (St.Louis, 3-2)

Apr. 8 Pittsburgh 2 at St.Louis 4 L
 Apr. 9 Pittsburgh 6 at St.Louis 4 W
 Apr. 11 St.Louis 5 at Pittsburgh 4 L
 Apr. 12 St.Louis 3 at Pittsburgh 6 W
 Apr. 14 Pittsburgh 3 at St.Louis 4 (2OT) L

1982 Preliminary Round (NY Islanders, 3-2)

Apr. 7 Pittsburgh 1 at NY Islanders 8 L
 Apr. 8 Pittsburgh 2 at NY Islanders 7 L
 Apr. 10 NY Islanders 1 at Pittsburgh 2 (OT) W
 Apr. 11 NY Islanders 2 at Pittsburgh 5 W
 Apr. 13 Pittsburgh 3 at NY Islanders 4 (OT) L

1983 - Did Not Qualify For Playoffs

1984 - Did Not Qualify For Playoffs

1985 - Did Not Qualify For Playoffs

1986 - Did Not Qualify For Playoffs

1987 - Did Not Qualify For Playoffs

1988 - Did Not Qualify For Playoffs

1989 Division Semi-Finals (Pittsburgh, 4-0)

Apr. 5 NY Rangers 1 at Pittsburgh 3 W
 Apr. 6 NY Rangers 4 at Pittsburgh 7 W
 Apr. 8 Pittsburgh 5 at NY Rangers 3 W
 Apr. 9 Pittsburgh 4 at NY Rangers 3 W

Division Finals (Philadelphia, 4-3)

Apr. 17 Philadelphia 3 at Pittsburgh 4 W
 Apr. 19 Philadelphia 4 at Pittsburgh 2 L
 Apr. 21 Pittsburgh 4 at Philadelphia 3 (OT) W
 Apr. 23 Pittsburgh 1 at Philadelphia 4 L
 Apr. 25 Philadelphia 7 at Pittsburgh 10 W
 Apr. 27 Pittsburgh 2 at Philadelphia 6 L
 Apr. 29 Philadelphia 4 at Pittsburgh 1 L

PENGUINS STANLEY CUP PLAYOFF RESULTS, 1968-1995

1990 - Did Not Qualify For Playoffs

1991 - WON STANLEY CUP

Division Semi-Finals (Pittsburgh, 4-3)

Apr. 3	New Jersey	3	at Pittsburgh	1	L
Apr. 5	New Jersey	4	at Pittsburgh	5	(OT)W
Apr. 7	Pittsburgh	4	at New Jersey	3	W
Apr. 9	Pittsburgh	1	at New Jersey	4	L
Apr. 11	New Jersey	4	at Pittsburgh	2	L
Apr. 13	Pittsburgh	4	at New Jersey	3	W
Apr. 15	New Jersey	0	at Pittsburgh	4	W

Division Finals (Pittsburgh, 4-1)

Apr. 17	Washington	4	at Pittsburgh	2	L
Apr. 19	Washington	6	at Pittsburgh	7	(OT)W
Apr. 21	Pittsburgh	3	at Washington	1	W
Apr. 23	Pittsburgh	3	at Washington	1	W
Apr. 25	Washington	1	at Pittsburgh	4	W

Conference Finals (Pittsburgh, 4-2)

May 1	Pittsburgh	3	at Boston	6	L
May 3	Pittsburgh	4	at Boston	5	(OT)L
May 5	Boston	1	at Pittsburgh	4	W
May 7	Boston	1	at Pittsburgh	4	W
May 9	Pittsburgh	7	at Boston	2	W
May 11	Boston	3	at Pittsburgh	5	W

Stanley Cup Finals (Pittsburgh, 4-2)

May 15	Minnesota	5	at Pittsburgh	4	L
May 17	Minnesota	1	at Pittsburgh	4	W
May 19	Pittsburgh	1	at Minnesota	3	L
May 21	Pittsburgh	5	at Minnesota	3	W
May 23	Minnesota	4	at Pittsburgh	6	W
May 25	Pittsburgh	8	at Minnesota	0	W

1992 - WON STANLEY CUP

Division Semi-Finals (Pittsburgh, 4-3)

Apr. 19	Pittsburgh	1	at Washington	3	L
Apr. 21	Pittsburgh	2	at Washington	6	L
Apr. 23	Washington	4	at Pittsburgh	6	W
Apr. 25	Washington	7	at Pittsburgh	2	L
Apr. 27	Pittsburgh	5	at Washington	2	W
Apr. 29	Washington	4	at Pittsburgh	6	W
May 1	Pittsburgh	3	at Washington	1	W

Division Finals (Pittsburgh, 4-2)

May 3	Pittsburgh	4	at NY Rangers	2	W
May 5	Pittsburgh	2	at NY Rangers	4	L
May 7	NY Rangers	6	at Pittsburgh	5	(OT)L
May 9	NY Rangers	4	at Pittsburgh	5	(OT)W
May 11	Pittsburgh	3	at NY Rangers	2	W
May 13	NY Rangers	1	at Pittsburgh	5	W

Conference Finals (Pittsburgh, 4-0)

May 17	Boston	3	at Pittsburgh	4	(OT)W
May 19	Boston	2	at Pittsburgh	5	W
May 21	Pittsburgh	5	at Boston	1	W
May 23	Pittsburgh	5	at Boston	1	W

Stanley Cup Final (Pittsburgh, 4-0)

May 26	Chicago	4	at Pittsburgh	5	W
May 28	Chicago	1	at Pittsburgh	3	W
May 30	Pittsburgh	1	at Chicago	0	W
June 1	Pittsburgh	6	at Chicago	5	W

1993 Division Finals (Pittsburgh, 4-1)

Apr. 18	New Jersey	3	at Pittsburgh	6	W
Apr. 20	New Jersey	0	at Pittsburgh	7	W
Apr. 22	Pittsburgh	4	at New Jersey	3	W
Apr. 25	Washington	1	at Pittsburgh	4	L
Apr. 26	New Jersey	3	at Pittsburgh	5	W

Division Finals (NY Islanders, 4-3)

May 2	NY Islanders	3	at Pittsburgh	2	L
May 4	NY Islanders	0	at Pittsburgh	3	W
May 6	Pittsburgh	3	at NY Islanders	1	W
May 8	Pittsburgh	5	at NY Islanders	6	L
May 10	NY Islanders	3	at Pittsburgh	6	W
May 12	Pittsburgh	5	at NY Islanders	7	L
May 14	NY Islanders	4	at Pittsburgh	3	(OT)L

1994 Conference Quarterfinals (Washington, 4-2)

Apr. 17	Washington	5	at Pittsburgh	3	L
Apr. 19	Washington	1	at Pittsburgh	2	W
Apr. 21	Pittsburgh	0	at Washington	2	L
Apr. 23	Pittsburgh	1	at Washington	4	L
Apr. 25	Washington	2	at Pittsburgh	3	W
Apr. 27	Pittsburgh	3	at Washington	6	L

1995 Conference Quarterfinals (Pittsburgh, 4-3)

May 6	Washington	5	at Pittsburgh	4	L
May 8	Washington	3	at Pittsburgh	5	W
May 10	Pittsburgh	2	at Washington	6	L
May 12	Pittsburgh	2	at Washington	6	L
May 14	Washington	5	at Pittsburgh	6	(OT)W
May 16	Pittsburgh	7	at Washington	1	W
May 18	Washington	0	at Pittsburgh	3	W

1995 Conference Semi-Finals (Pittsburgh, 4-1)

May 20	New Jersey	2	at Pittsburgh	3	W
May 22	New Jersey	4	at Pittsburgh	2	L
May 24	Pittsburgh	1	at New Jersey	5	L
May 26	Pittsburgh	1	at New Jersey	2	(OT)L
May 28	New Jersey	4	at Pittsburgh	1	L

PENGUINS CAREER PLAYOFF SCORING, 1968-95

PLAYER	GP	G	A	PTS	PIM	PLAYER	GP	G	A	PTS	PIM
1. MARIO LEMIEUX	66	56	66	122	46	61. Gord Roberts	43	1	4	5	95
2. Kevin Stevens	86	43	57	100	150	62. Tom Bladon	8	0	5	5	2
3. RON FRANCIS	75	27	55	82	59	63. Jim Johnson	11	0	5	5	44
4. Larry Murphy	74	15	57	72	73	64. Pat Boutette	5	3	1	4	8
5. JAROMIR JAGR	75	31	36	67	57	65. Nick Harbaruk	14	3	1	4	20
6. Rick Tocchet	32	15	22	37	68	66. Martin Straka	17	3	1	4	4
7. Mark Recchi	24	10	24	34	33	67. Mario Faubert	10	2	2	4	6
8. Joe Mullen	61	16	15	31	20	68. Duane Rupp	10	2	2	4	8
9. Paul Coffey	23	4	22	26	37	69. Dave Burrows	20	1	3	4	16
10. Phil Bourque	56	13	12	25	107	70. Keith McCreary	11	0	4	4	6
11. Troy Loney	66	8	14	22	97	71. Bob Leiter	4	3	0	3	0
12. Rick Kehoe	37	4	17	21	2	72. Jim Hamilton	6	3	0	3	0
13. Jean Pronovost	29	9	9	18	12	73. Andre St-Laurent	5	2	1	3	8
14. Shawn McEachern	48	6	11	17	24	74. Blair Chapman	10	2	1	3	9
15. Ulf Samuelsson	66	4	12	16	123	75. Troy Murray	12	2	1	3	12
16. George Ferguson	22	4	11	15	13	76. Walley Boyer	10	1	2	3	0
17. Rod Schutt	22	8	6	14	26	77. Dunc McCallum	10	1	2	3	12
18. Bryan Trottier	46	7	7	14	57	78. Bob Woytowich	10	1	2	3	2
19. Randy Carlyle	22	6	8	14	41	79. Greg Hotham	5	0	3	3	6
20. Rod Schock	29	2	12	14	23	80. Jim Morrison	8	0	3	3	10
21. Bob Errey	49	9	4	13	51	81. Russ Anderson	10	0	3	3	28
22. Ron Stackhouse	32	5	8	13	38	82. Bryan Hextall	14	0	3	3	43
23. Paul Stanton	44	2	10	12	66	83. Mike Needham	14	2	0	2	4
24. Luc Robitaille	12	7	4	11	26	84. Stan Gilbertson	3	1	1	2	2
25. Greg Sheppard	17	4	7	11	2	85. Nick Libett	5	1	1	2	0
26. John Cullen	20	3	8	11	36	86. Rick MacLeish	5	1	1	2	0
27. Jock Callander	22	3	8	11	12	87. Kevin McClelland	5	1	1	2	5
28. Pierre Larouche	15	2	9	11	2	88. Bob Stewart	5	1	1	2	2
29. Lowell MacDonald	15	6	4	10	8	89. Dave Michayluk	7	1	1	2	0
30. Dan Quinn	11	6	3	9	10	90. CHRIS JOSEPH	10	1	1	2	12
31. Bob Kelly	15	6	3	9	23	91. Pat Price	10	1	1	2	49
32. Colin Campbell	19	2	7	9	51	92. Grant Jennings	38	1	1	2	38
33. Zarley Zalapski	11	1	8	9	13	93. Darryl Edestrand	4	0	2	2	0
34. Michel Briere	10	5	3	8	17	94. Greg Polis	4	0	2	2	0
35. Rob Brown	11	5	3	8	22	95. Glen Sather	10	0	2	2	17
36. Mike Bullard	9	4	4	8	4	96. Gord Dineen	11	0	2	2	8
37. Syl Apps	19	4	4	8	23	97. FRANCOIS LEROUX	12	0	2	2	14
38. Randy Cunneynworth	11	3	5	8	26	98. Val Fonteyne	14	0	2	2	2
39. Greg Malone	18	3	5	8	32	99. LEN BARRIE	4	1	0	1	8
40. Peter Taglianetti	39	1	7	8	83	100. Peter LaFramboise	9	1	0	1	0
41. Peter Lee	19	0	8	8	4	101. Randy Gilhen	16	1	0	1	14
42. Ken Schinkel	13	6	1	7	4	102. Pete Mahovich	2	0	1	1	0
43. Vic Hadfield	10	5	2	7	11	103. Don Awrey	3	0	1	1	0
44. Mark Johnson	10	4	3	7	6	104. Wayne Bianchini	3	0	1	1	6
45. Paul Gardner	10	2	5	7	10	105. Jacques Cossette	3	0	1	1	4
46. Dean Prentice	12	2	5	7	8	106. Dave McLwain	3	0	1	1	0
47. Scott Young	17	1	6	7	2	107. Ed Van Imp	3	0	1	1	2
48. Kjell Samuelsson	44	0	7	7	72	108. Tim Horton	4	0	1	1	2
49. TOM BARRASSO	72	0	7	7	22	109. Al McDonough	4	0	1	1	0
50. Gary McAdam	12	3	3	6	9	110. Eddie Shack	4	0	1	1	15
51. TOMAS SANDSTROM	18	3	3	6	20	111. Frank Pietrangelo	5	0	1	1	2
52. Chuck Arnason	9	2	4	6	4	112. Gary Rissling	5	0	1	1	4
53. Jiri Hrdina	35	2	4	6	22	113. Greg Brown	6	0	1	1	4
54. Mike Ramsey	13	0	6	6	4	114. Barry Wilkins	6	0	1	1	4
55. Orest Kindrachuk	7	4	1	5	7	115. Marc Chorney	7	0	1	1	2
56. Jeff Daniels	12	3	2	5	0	116. Bob Paradise	7	0	1	1	17
57. Ross Lonsberry	17	2	3	5	13	117. Bob McManama	8	0	1	1	6
58. NORM MACIVER	12	1	4	5	8	118. Dennis Owchar	8	0	1	1	6
59. Dave Tippet	12	1	4	5	14	119. Dave Hannan	8	0	1	1	4
60. Jim Paek	27	1	4	5	8	120. Paul Baxter	10	0	1	1	42

PENGUINS PLAYOFF RECORDS 1968-95

PITTSBURGH PENGUINS STANLEY CUP CHAMPIONSHIP TEAMS

1991

Edward J. DeBartolo, Owner; Marie Denise DeBartolo York, President; Paul Martha, Vice President; Craig Patrick, General Manager; Scott Bowman, Director of Player Development and Recruitment; Bob Johnson, Head Coach; Rick Kehoe, Rick Paterson, Barry Smith, Assistant Coaches; Gilles Meloche, Greg Malone, Scouts; Skip Thayer, Trainer, Steve Latin, Equipment Manager; John Welday, Strength and Conditioning Coach; Mario Lemeiux, Captain; Paul Coffey, Randy Hillier, Bob Errey, Alternate Captains; Tom Barrasso, Phil Bourque, Jay Caufield, Ron Francis, Randy Gilhen, Jiri Hrdina, Jaromir Jagr, Grant Jennings, Troy Loney, Joe Mullen, Larry Murphy, Jim Paek, Frank Pietrangelo, Barry Pederson, Mark Recchi, Gord Roberts, Ulf Samuelsson, Paul Stanton, Kevin Stevens, Peter Taglianetti, Bryan Trotter, Scott Young, Wendell Young

1992

Howard Baldwin, Morris Belzberg, Thomas Ruta, Owners; Donn Patton, Executive VP/CFO; Paul Martha, Executive VP/General Counsel; Craig Patrick, Executive VP/General Manager; Bob Johnson, Head Coach; Scott Bowman, Director of Player Development & Interim Coach; Barry Smith, Rick Kehoe, Pierre McGuire, Gilles Meloche, Rick Paterson, Assistant Coaches; Steve Latin, Equipment Manager, Skip Thayer, Trainer, John Welday, Strength and Conditioning Coach, Greg Malone, Les Binkley, Charlie Hodge, John Gill, Ralph Cox, Scouts; Mario Lemieux, Captain, Ron Francis, Bryan Trotter, Kevin Stevens, Bob Errey, Alternate Captains; Phil Bourque, Troy Loney, Rick Tocchet, Joe Mullen, Jaromir Jagr, Jiri Hrdina, Shawn McEachern, Ulf Samuelsson, Kjell Samuelsson, Larry Murphy, Gord Roberts, Jim Paek, Paul Stanton, Tom Barrasso, Ken Wregget, Jay Caufield, Jamie Leach, Wendell Young, Grant Jennings, Peter Taglianetti, Jock Callander, Dave Michayluk, Mike Needham, Jeff Chychrun, Ken Priestlay, Jeff Daniels

PENGUIN PLAYOFF RECORD VS. EACH TEAM

OPPONENT	SERIES	W	L	GP	W	L	GF	GA	LAST SERIES
Boston	4	2	2	19	10	9	67	62	1992 SF-Won 4-0
Washington	4	3	1	25	14	11	85	86	1995 CQF-Won 4-3
St.Louis	3	1	2	13	6	7	40	45	1981 PR-Lost 3-2
NY Islanders	3	0	3	19	8	11	58	67	1993 DSF-Lost 4-3
New Jersey	3	2	1	17	9	8	52	51	1995 CSF-Lost 4-1
NY Rangers	2	2	0	10	8	2	43	30	1992 DF-Won 4-2
Chicago	2	1	1	8	4	4	23	23	1992 F-Won 4-0
Toronto	2	0	2	6	2	4	13	21	1977 PR-Lost 2-1
Buffalo	1	1	0	3	2	1	9	9	1979 PR-Won 2-1
Minnesota	1	1	0	6	4	2	28	16	1991 F-Won 4-2
Oakland	1	1	0	4	4	0	13	6	1970 QF-Won 4-0
Philadelphia	1	0	1	7	3	4	24	31	1989 DF-Lost 4-3
TOTAL	27	14	13	137	74	63	455	448	

COACHES PLAYOFF RECORDS

COACHES	SERIES	W-L	GAMES	W-L
Scott Bowman	6	5-1	33	23-10
Bob Johnson	4	4-0	24	16-8
Gene Ubriaco	2	1-1	11	7-4
Red Kelly	3	1-2	14	6-8
Eddie Johnston	5	1-4	28	11-17
Marc Boileau	2	1-1	9	5-4
Johnny Wilson	3	1-2	12	4-8
Ken Schinkel	2	0-2	6	2-4
TOTAL	27	14-13	137	74-63

PENGUINS PLAYOFF RECORDS 1968-95

PLAYOFF RECORDS - ALL-TIME

Years in the Playoffs	15
Most Consecutive Years in the Playoffs	5 (1991 to 1995)
Most Consecutive Wins	14 May 9,1992 to April 22, 1993 #
Most Consecutive Home Wins	9 May 9,1992 to April 26, 1993
Most Consecutive Road Wins	6 May 11,1992 to April 22, 1993

	Series Played	W-L
Record in Stanley Cup Finals	2	2-0
Record in Semi-Finals/Conference Finals	3	2-1
Record in Quarterfinals/Division Finals	9	3-6
Record in Preliminary Round/Division Semi-Finals/ Conference Quarterfinals	13	7-6
Record in 2-Game Series	1	1-0
Record in 3-Game Series	3	1-2
Record in 4-Game Series	6	4-2
Record in 5-Game Series	6	2-4
Record in 6-Game Series	5	3-2
Record in 7-Game Series	6	3-3

PLAYOFF RECORDS - SERIES

MOST GOALS, BOTH TEAMS:

2-Game Series	15 (1975) PGH 9, STL 6
3-Game Series	23 (1977) TOR 13, PGH 10
4-Game Series	30 (1989) PGH 19, NYR 11
5-Game Series	41 (1981) PGH 21, STL 20
6-Game Series	45 (1991) PGH 27, BOS 18
7-Game Series	55 (1989) PHI 31, PGH 24 55 (1995) PGH 29, WAS 26

MOST GOALS, PITTSBURGH:

2-Game Series	9 (1975) vs St.Louis
3-Game Series	10 (1977) vs Toronto
4-Game Series	19 (1989) vs NY Rangers 19 (1992) vs Boston
5-Game Series	23 (1993) vs New Jersey
6-Game Series	28 (1991) vs Minnesota
7-Game Series	29 (1995) vs Washington

MOST GOALS, OPPONENT:

2-Game Series	6 (1975) by St.Louis
3-Game Series	13 (1977) by Toronto
4-Game Series	16 (1979) by Boston
5-Game Series	22 (1982) by NY Islanders
6-Game Series	20 (1994) by Washington
7-Game Series	31 (1989) by Philadelphia

FEWEST GOALS, BOTH TEAMS:

2-Game Series	15 (1975) PGH 9, STL 6
3-Game Series	11 (1976) TOR 8, PGH 3
4-Game Series	19 (1970) PGH 13, OAK 6
5-Game Series	25 (1995) NJD 17, PGH 8
6-Game Series	29 (1970) STL 19, PGH 10
7-Game Series	39 (1975) NYI 21, PGH 18

FEWEST GOALS, PITTSBURGH:

2-Game Series	9 (1975) vs St.Louis
3-Game Series	3 (1976) vs Toronto
4-Game Series	7 (1979) vs Boston
5-Game Series	8 (1995) vs New Jersey
6-Game Series	10 (1970) vs St.Louis
7-Game Series	18 (1975) vs NY Islanders

PENGUINS PLAYOFF RECORDS 1968-95

FEWEST GOALS, OPPONENT:

2-Game Series	6	(1975) by St.Louis
3-Game Series	8	(1976) by Toronto
4-Game Series	6	(1970) by Oakland
5-Game Series	13	(1991) by Washington
	13	(1993) by New Jersey
6-Game Series	16	(1991) by Minnesota
7-Game Series	21	(1975) by NY Islanders
	21	(1991) by New Jersey

MOST POWER PLAY GOALS:

For	11	(1992) vs Washington
Against	9	(1989) by Philadelphia
Both Teams	19	(1989) PGH 10, PHI 9

MOST POWER PLAY CHANCES:

For	42	(1989) vs Philadelphia
	42	(1995) vs Washington
Against	44	(1995) by Washington
Both Teams	86	(1995) WAS 44, PGH 42

MOST PENALTIES:

Pittsburgh	85	(1989) vs Philadelphia
Opponent	95	(1989) by Philadelphia
Both Teams	180	(1989) PGH 85, PHI 95

FEWEST PENALTIES:

Pittsburgh	9	(1975) vs St.Louis
Opponent	15	(1975) by St.Louis
Both Teams	24	(1975) PGH 9, STL 15

MOST PENALTY MINUTES:

Pittsburgh	242	(1989) vs Philadelphia
Opponent	270	(1898) by Philadelphia
Both Teams	512	(1989) PGH 242, PHI 270

FEWEST PENALTY MINUTES:

Pittsburgh	18	(1975) vs St.Louis
Opponent	36	(1976) by Toronto
Both Teams	61	(1976) PGH 25, TOR 36

PLAYOFF RECORDS - GAME

MOST GOALS:

Both Teams, Home	17	(4/25/89) 10-7 win vs PHI
Both Teams, Road	12	(5/12/93) 7-5 loss at NYI
Pittsburgh, Home	10	(4/25/89) 10-7 win vs PHI
Pittsburgh, Road	8	(5/25/91) 8-0 win at MIN
Opponent, Home	8	(4/13/80) 8-3 loss vs BOS
Opponent, Road	8	(4/7/82) 8-1 loss vs NYI

LARGEST MARGIN OF VICTORY:

Home	7	(7-0 vs NJD 4/20/93)
Road	8	(8-0 at MIN 5/25/91)

LARGEST MARGIN OF DEFEAT:

Home	5	(8-3 vs BOS, 4/13/80)
	5	(7-2 vs WAS, 4/25/92)
Road	7	(8-1 at NYI, 4/7/82)

MOST POWER PLAY GOALS:

For	4	(4/29/92) vs WAS
Against	3	5x-last time-4/25/93 at NJD
Both Teams	5	(4/23/92) PGH 3, WAS 2
	5	(4/29/92) PGH 4, WAS 1
	5	(4-19-91) PGH 2, WAS 3

PENGUINS PLAYOFF RECORDS 1968-95

MOST POWER PLAY CHANCES:

For	12	(4/23/92) vs WAS
Against	11	(4/23/92) vs WAS
Both Teams	23	(4/23/92) PGH 12, WAS 11

MOST SHORT-HANDED GOALS:

For	1	14x-last-5/14/95 vs. WAS
Against	2	(4/13/80) vs Boston
	2	(5/23/91) vs Minnesota
	2	(5/2/93) vs NY Islanders
	2	(5/8/93) at NY Islanders

MOST SHOTS:

Pittsburgh	49	(Apr. 26, 1970) vs St.Louis
Pittsburgh (OT)	51	(Apr. 14, 1981) at St.Louis
Opponent	49	(Apr. 9, 1989) at NYR
Opponent (OT)	52	(Apr. 14, 1981) at St.Louis

MOST SAVES:

Pittsburgh	46	(Apr. 9, 1989) at NYR
Pittsburgh (OT)	49	(May 26, 1995) at NJD
Opponent	49	(Apr. 26, 1970) by St.Louis

FEWEST SHOTS:

Pittsburgh	17	(Apr. 10, 1980) at Boston (Apr. 19, 1994) vs Wash.
Opponent	16	(Apr. 23, 1970) by St.Louis

FEWEST SAVES:

Pittsburgh	14	(Apr. 23, 1970) vs St.Louis
Opponent	12	(May 10, 1993) vs NYI

MOST PENALTIES:

Both Teams, Home	48	(4/6/89) PGH 25, NYR 23
Both Teams, Road	34	(4/8/89) PGH 19, NYR 15
Pittsburgh	25	(4/6/89) vs NY Rangers
Opponent	23	(4/6/89) by NY Rangers

MOST PENALTIES:

Both Teams, Home	8	(4/26/70) PGH 4, STL 4
	8	(4/5/77) PGH 3, TOR 5
	8	(5/2/93) PGH 3 NYI 5
Both Teams, Road	3	(5/1/92) PGH 2, WAS 1
Pittsburgh	2	(5/1/92) at Washington
	2	(5/5/92) at NY Rangers
Opponent	1	(5/1/92) by Washington

MOST PENALTY MINUTES:

Both Teams,Home	125	(4/25/89) PGH 46, PHI 79
Both Teams,Road	149	(4/19/70) PIT 83, STL 66
Pittsburgh	83	(4/19/70) at St.Louis
Opponent	79	(4/25/89) by Philadelphia

FEWEST PENALTY MINUTES:

Both Teams,Home	16	(5/2/93) PGH 6, NYI 10
Both Teams,Road	6	(5/1/92) PGH 2, WAS 1
Pittsburgh	4	(5/1/92) at Washington
	4	(5/5/92) at NY Rangers
Opponent	2	(5/1/92) by Washington

PENGUINS PLAYOFF RECORDS 1968-95

PLAYOFF RECORDS - PERIOD

MOST GOALS:

Both Teams, Home	7	(4/6/89) PGH 5, NYR 2
	7	(4/25/89) PGH 6, PHI 1
Both Teams, Road	8	(5/8/93) PGH 4, NYI 4
Pittsburgh, Home	6	(4/25/89) vs Philadelphia
Pittsburgh, Road	4	(4/9/81) at St.Louis
	4	(5/8/93) at NY Rangers
	4	(5/16/95) at Washington
Opponent, Home	5	(4/13/80) by Boston
Opponent, Road	4	(4/8/82) by NY Islanders
	4	(5/8/93) by NY Islanders

MOST SHOTS:

Pittsburgh	21	(4/15/75) vs NY Islanders
Opponent	22	(4/10/80) at Boston

FEWEST SAVES:

Pittsburgh	19	(3x-last time-4/9/89)
Opponent	21	(4/15/75) by NY Islanders

FEWEST SHOTS:

Pittsburgh	1	(4/19/94) vs Washington
Opponent	2	(5/19/92) by Boston

FEWEST SAVES:

Pittsburgh	1	(5/19/92) vs Boston
Opponent	1	(4/19/94) by Washington

MOST PENALTIES:

Both Teams, Home	24	(4/6/89) vs NY Rangers
Both Teams, Road	18	(4/8/89) at NY Rangers
Pittsburgh	13	(4/23/92) vs Washington
Opponent	13	(4/25/89) by Philadelphia

MOST PENALTY MINUTES:

Both Teams, Home	84	(4/25/89) PGH 33, PHI 51
Both Teams, Road	80	(4/19/70) PGH 40, STL 40
Pittsburgh, Home	35	(5/17/91) vs Minnesota
Pittsburgh, Road	40	(4/19/70) at St.Louis
Opponent, Home	51	(4/25/89) by Philadelphia
Opponent, Road	40	(4/19/70) by St.Louis
	40	(4/8/89) by NY Rangers

INDIVIDUAL RECORDS - ALL-TIME

MOST GAMES PLAYED:

86 Kevin Stevens

MOST GOALS:

56 Mario Lemieux

MOST ASSISTS:

66 Mario Lemieux

MOST POINTS:

122 Mario Lemieux

MOST PENALTY MINUTES:

150 Kevin Stevens

MOST POWER PLAY GOALS:

25 Mario Lemieux

MOST GAMES PLAYED, GOALIE:

72 Tom Barrasso

MOST WINS, GOALIE:

44 Tom Barrasso

BEST GOALS AGAINST AVERAGE:

2.10 Les Binkley

MOST MINUTES PLAYED, GOALIE:

4197 Tom Barrasso

PENGUINS PLAYOFF RECORDS 1968-95

ONE PLAYOFF YEAR

MOST GOALS:	17 Kevin Stevens (1991)	MOST ASSISTS, DEFENSEMEN:	18 Larry Murphy (1991)
MOST ASSISTS:	28 Mario Lemieux (1991)	MOST POINTS, DEFENSEMEN:	23 Larry Murphy (1991) (5+18)
MOST POINTS:	44 Mario Lemieux (1991)	MOST SAVES BY GOALTENDER:	578 Tom Barrasso (1991)
MOST PENALTY MINUTES:	66 Phil Bourque (1989)	LONGEST GOAL-SCORING STREAK:	7 Mario Lemieux (8 goals) (5/3 to 5/17/91)
MOST POWER PLAY GOALS:	8 Mario Lemieux (1992)	LONGEST POINT-SCORING STREAK:	15 Mario Lemieux (29 pts.(11+8)) (4/13 to 5/17/91)
MOST GAME-WINNING GOALS:	5 Mario Lemieux (1992)	LONGEST ASSIST-SCORING STREAK:	10 Mario Lemieux (16 assists) (4/19 to 5/11/91)
MOST SHOTS ON GOAL:	93 Mario Lemieux (1991)		
MOST GOALS, DEFENSEMEN:	6 Larry Murphy (1991)		

ONE PLAYOFF SERIES

Most Goals:	9 Mario Lemieux (1989) vs Philadelphia
Most Assists:	11 Ron Francis (1995) vs Washington
Most Points:	17 Mario Lemieux (1992) vs Washington
Most Penalty Minutes:	43 Tracy Pratt (1970) vs St.Louis
	43 Randy Hillier (1989) vs NY Rangers

ONE PLAYOFF GAME

Most Goals:	5 Mario Lemieux (April 25, 1989) vs Philadelphia*
Most Assists:	4 Paul Coffey (April 25, 1989) vs Washington
	4 Paul Coffey (April 19, 1991) vs Washington
	4 Larry Murphy (May 23, 1991) vs Minnesota
	4 Ron Francis (April 20, 1993) vs New Jersey
	4 Ron Francis (May 8, 1995) vs Washington
	4 Ron Francis (May 14, 1995) vs Washington
Most Points:	8 Mario Lemieux (April 25, 1989) vs PHI (5+3)*
	6 Mario Lemieux (April 23, 1992) vs Washington (3+3)
	5 Kevin Stevens (May 9, 1991) at Boston (2+3)
	5 Ron Francis (May 14, 1995) vs Washington (1+4)
Most Shots:	12 Kevin Stevens (April 29, 1992) vs Washington
Most Penalties:	8 Kim Clackson (April 13, 1980) at Boston
Most Penalty Minutes:	32 Tracy Pratt (April 19, 1970) at St.Louis
Most Saves:	46 Tom Barrasso (April 9, 1989) at NY Rangers
Most Saves (OT game):	49 Ken Wregget (May 26, 1985) at New Jersey

ONE PLAYOFF PERIOD

Most Goals:	4 Mario Lemieux (April 25, 1989) vs Philadelphia*
Most Assists:	3 Mario Lemieux (April 25, 1989) vs Philadelphia
	3 Paul Coffey (April 19, 1991) vs Washington
	3 Ron Francis (May 8, 1995) vs Washington
Most Points:	4 Mario Lemieux (April 25, 1989) vs Philadelphia (2+2)*
	4 Mario Lemieux (April 23, 1992) vs Washington (2+2)*
Most Shots:	7 Larry Murphy (April 11, 1991) vs New Jersey
Most Penalties:	6 Kim Clackson (April 13, 1980) at Boston
Most Penalty Minutes:	26 Kim Clackson (April 13, 1980) at Boston
Most Saves:	19 Greg Millen (April 10, 1980) at Boston
	19 Greg Millen (April 8, 1981) at St.Louis
	19 Tom Barrasso (April 9, 1989) at NY Rangers

PENGUINS PLAYOFF RECORDS 1968-95

OVERTIME GAMES

DATE	PLAYER	TIME	OPPONENT	GAME NO.	SCORE
5/26/95	Neil Broten	18:36	at New Jersey	Game #4	1-2
5/14/95	Luc Robitaille	4:30	vs Washington	Game #5	6-5
5/14/93	David Volek	5:16	vs NY Islanders	Game #7	3-4
5/17/92	Jaromir Jagr	9:44	@ Boston	Game #1	4-3
5/9/92	Ron Francis	2:47	vs NY Rangers	Game #4	5-4
5/7/92	Kris King	1:29	vs NY Rangers	Game #3	5-6
5/3/91	Vladimir Ruzicka	8:14	@ Boston	Game #2	4-5
4/19/91	Kevin Stevens	8:10	vs Washington	Game #2	7-6
4/5/91	Jaromir Jagr	8:52	vs New Jersey	Game #2	5-4
4/21/89	Phil Bourque	12:08	@ Philadelphia	Game #3	4-3
4/13/82	John Tonelli	6:10	@ NY Islanders	Game #5	3-4
4/10/82	Rick Kehoe	4:14	vs NY Islanders	Game #3	2-1
4/14/81	Mike Crombeen	25:16	@ St.Louis	Game #5	3-4
4/14/79	George Ferguson	0:47	@ Buffalo	Game #3	4-3
4/9/72	Pit Martin	0:12	vs Chicago	Game #4	5-6
4/12/70	Michel Briere	8:28	@ Oakland	Game #4	3-2

OPPONENT PLAYOFF SCORING LEADERS VS PITTSBURGH

PLAYER	TEAM(S)	GP	G	A	PTS	PIM
1. Peter Bondra	Washington	32	13	9	22	18
2. Michal Pivonka	Washington	25	5	16	21	42
3. Calle Johansson	Washington	24	6	14	20	12
4. Dale Hunter	Washington	21	6	12	18	63
5. Ray Bourque	Boston	14	4	14	18	29
6. Mike Ridley	Washington	18	3	15	18	4
7. Dimitri Khristich	Washington	25	6	10	16	25
8. Tim Kerr	Philadelphia/NY Rangers	11	11	5	16	2
9. Brian Propp	Philadelphia/Minnesota	13	7	8	15	12
10. Joe Juneau	Washington	13	5	10	15	8

OPPONENT PLAYOFF GOALTENDING LEADERS VS PITTSBURGH (180 Minute Minimum)

GOALTENDER	TEAM(S)	GP	MIN	GA	SO	AVG	W-L
1. Glenn Resch	NY Islanders	4	240	4	1	1.00	4-0
2. Jacques Plante	St.Louis	3	180	4	1	1.33	2-1
3. Martin Brodeur	New Jersey	5	318	8	0	1.51	4-1
4. Wayne Thomas	Toronto	5	300	9	1	1.80	3-2
5. Gerry Cheevers	Boston	9	540	20	0	2.22	7-2
6. Gary Smith	Oakland/Chicago	5	308	13	1	2.53	1-4

PLAYOFF FASTEST GOALS

FASTEST GOALS BY ONE PENGUINS PLAYER:

TWO 1:30 - April 25, 1989 - Mario Lemieux vs Philadelphia

FASTEST GOALS BY THE PENGUINS:

TWO 0:07 - April 13, 1980 - Ron Stackhouse and Rick Kehoe vs Boston

THREE 1:29 - May 10, 1993 - Mario Lemieux, Rick Tocchet, Larry Murphy vs NY Islanders

FOUR 4:52 - April 25, 1989 - Mario Lemieux (3) and Bob Errey vs Philadelphia

FASTEST GOALS BY PENGUINS OPPOSITION:

TWO 0:25 - April 24, 1975 - Ed Westfall and Garry Howatt (NYI) at NY Islanders (Both were empty net goals)

FASTEST GOALS AT THE START OF THE GAME:

PENGUINS 0:15 - April 8, 1981 - Greg Malone at St.Louis

OPPONENT 0:25 - May 12, 1983 - Brad Dalgarno (NY Islanders) at NY Islanders

FASTEST GOALS AT THE START OF PERIOD OTHER THAN FIRST:

PENGUINS 0:24 - April 15, 1975 - Jean Pronovost vs NY Islanders

OPPONENT 0:06 - April 25, 1989 - Pelle Eklund (Philadelphia) vs Pittsburgh*

KEY: # = NHL Playoff Record

* = Ties NHL Playoff Record

PENGUINS PLAYOFF RECORDS 1968-95

PLAYOFF HAT TRICKS

PLAYER	DATE	LOCATION	GOALTENDER
		FOR	
Ken Schinkel	April 11, 1970	at Oakland	Gary Smith
Mario Lemieux #	April 25, 1989	vs Philadelphia	Ron Hextall
Mario Lemieux	April 23, 1992	vs Washington	Don Beaupre
Ron Francis	May 9, 1992	vs NY Rangers	Richter-1/Vanbiesbrouck-2
Kevin Stevens *	May 21, 1992	at Boston	Andy Moog
		AGAINST	
Dino Ciccarelli	April 25, 1992	vs Washington	Barraso-1/Wregget-2
Dirk Graham	May 30, 1992	at Chicago	Tom Barraso

KEY: * = four goals
= five goals

PLAYOFF PENALTY SHOTS

PLAYER	DATE	LOCATION	GOALTENDER	RESULT
		FOR		
Jaromir Jagr	May 11, 1992	at NY Rangers	John Vanbiesbrouck	GOAL
Shawn McEachern	May 13, 1992	vs NY Rangers	John Vanbiesbrouck	No Goal
		AGAINST		
Michal Pivonka	May 10, 1995	at Washington	Tom Barraso	No Goal

PLAYOFF SHUTOUTS

GOALTENDER	DATE	LOCATION	SCORE	SAVES
		FOR		
Michael Plasse	April 8, 1976	vs Toronto	2-0	21
Frank Pietrangelo	April 15, 1991	vs New Jersey	4-0	27
Tom Barraso	May 25, 1991	at Minnesota	8-0	39
Tom Barraso	May 30, 1992	at Chicago	1-0	27
Tom Barraso	April 20, 1993	vs New Jersey	7-0	36
Tom Barraso	May 4, 1993	vs NY Islanders	3-0	26
Ken Wregget	May 18, 1995	vs Washington	3-0	33
		AGAINST		
Jacques Plante	April 28, 1970	at St. Louis	5-0	21
Gary Smith	April 8, 1972	vs Chicago	2-0	31
Glenn Resch	April 26, 1975	vs NY Islanders	1-0	30
Wayne Thomas	April 9, 1976	at Toronto	4-0	26
Don Beaupre	April 21, 1994	at Washington	2-0	27

PENGUINS SEVENTH GAME PLAYOFF RESULTS 1968-95

DATE	LOCATION	SCORE
April 26, 1975	Pittsburgh	NY Islanders 1 at Pittsburgh 0
April 29, 1989	Pittsburgh	Philadelphia 4 at Pittsburgh 1
April 15, 1991	Pittsburgh	New Jersey 0 at Pittsburgh 4
May 1, 1992	Washington	Pittsburgh 3 at Washington 1
May 14, 1994	Pittsburgh	NY Islanders 4 at Pittsburgh 3 (OT)
May 18, 1995	Pittsburgh	Washington 0 at Pittsburgh 3

The Penguins are 3-3 in seventh games.

ADDITIONAL SERIES-DECIDING GAME RESULTS

DATE	LOCATION	SCORE
April 9, 1976	Toronto	Pittsburgh 0 at Toronto 4 (Toronto wins series, 2-1)
April 2, 1977	Pittsburgh	Toronto 5 at Pittsburgh 2 (Toronto wins series, 2-1)
April 14, 1979	Buffalo	Pittsburgh 4 at Buffalo 3 (OT) (Pittsburgh wins series, 2-1)
April 14, 1980	Boston	Pittsburgh 2 at Boston 6 (Boston wins series, 3-2)
April 14, 1981	St. Louis	Pittsburgh 3 at St. Louis 4 (2 OT) (St. Louis wins series, 3-2)
April 13, 1982	NY Islanders	Pittsburgh 3 at NY Islanders 4 (OT) (NY Islanders wins series, 3-2)

The Penguins are 1-5 in additional series-deciding games.

PITTSBURGH PENGUINS VS WASHINGTON CAPITALS

EASTERN CONFERENCE QUARTERFINALS

	GP	W	L	T	PTS	GF	GA	PPG	SHG	PEN	PIM
PITTSBURGH	7	4	3	0	8	29	26	10-42	1	70	180
WASHINGTON	7	3	4	0	6	26	29	6-44	1	74	213

AT PITTSBURGH (3-1-0)

May 6 WASHINGTON 5 (CAREY) at Pittsburgh 4 (Wregget)
 May 8 Washington 3 (Carey) at PITTSBURGH 5 (WREGGET)
 May 10 Pittsburgh 2 (Wregget) at WASHINGTON 6 (CAREY)
 May 12 Pittsburgh 2 (Barraso) at WASHINGTON 6 (CAREY)
 May 14 Washington 5 (Carey) at PITTSBURGH 6 (WREGGET)
 May 16 PITTSBURGH 7 (WREGGET) at Washington 1 (Carey)
 May 18 Washington 0 (Carey) at PITTSBURGH 3 (WREGGET)

AT WASHINGTON (1-2-0)

WG - Gonchar
 WG - Stevens
 WG - Bondra
 WG - Pearson
 WG - Robitaille *
 WG - Jagr
 WG - Maciver

*Luc Robitaille scored at 4:30 of Overtime
 Kolzig replaced Carey at 21:38 on May 6
 Barraso replaced Wregget at 40:00 on May 10
 Kolzig replaced Carey at 3:37 on May 16
 Carey replaced Kolzig at 9:19 on May 16
 Dafeo replaced Carey at 40:00 on May 16

GOALS & SHOTS BY PERIODS:

	1ST	2ND	3RD	OVT	TOTAL
PITTSBURGH	11-69	6-47	11-60	1-1	29-177
WASHINGTON	9-64	7-70	10-73	0-0	26-207

PITTSBURGH	GP	G	A	PTS	PIM	SOG	+/-	NEW JERSEY	GP	G	A	PTS	PIM	SOG	+/-
Francis	7	3	11	14	4	13	+7	Bondra	7	5	3	8	10	23	E
Jagr	7	7	4	11	4	28	+6	Hunter	7	4	4	8	24	13	E
Robitaille	7	6	4	10	20	20	+6	Jones	7	4	4	8	22	14	-1
Murphy	7	2	8	10	0	25	+4	Juneau	7	2	6	8	2	16	-2
Stevens	7	4	4	8	13	15	-2	Konowalchuk	7	2	5	7	12	18	+2
Sandstrom	7	3	3	6	16	13	-2	Khristich	7	1	4	5	0	13	+4
Maciver	7	1	2	3	6	9	-1	Pivonka	7	1	4	5	21	9	+2
Mullen	7	0	3	3	4	5	-4	Johansson	7	3	1	4	0	21	+6
Murray	7	2	0	2	8	5	-1	Gonchar	7	2	2	4	2	15	+8
Cullen	6	0	2	2	8	5	-4	Cote	7	1	3	4	2	16	-9
McEachern	6	0	2	2	8	9	-1	Miller	7	0	3	3	4	5	-2
Leroux	7	0	2	2	8	5	+1	Eagles	7	0	2	2	4	6	+1
U.Samuelsson	7	0	2	2	8	5	+2	Johnson	7	0	2	2	8	9	+3
Barrie	2	1	0	1	4	2	-5	Pearson	3	1	0	1	17	5	E
Joseph	5	0	1	1	4	6	-3	Dafeo	1	0	0	0	0	0	-
K.Samuelsson	7	0	1	1	28	5	E	Tinordi	1	0	0	0	2	2	-2
Berehowsky	1	0	0	0	0	0	-1	Kolzig	2	0	0	0	0	0	-
Tamer	1	0	0	0	12	0	-1	Poulin	2	0	0	0	0	3	-1
Barraso	2	0	0	0	2	0	-	Ulanov	2	0	0	0	4	1	E
McKenzie	2	0	0	0	4	0	E	Kaminski	5	0	0	0	36	1	-1
Taglianetti	2	0	0	0	0	2	-2	Berube	7	0	0	0	29	4	-3
Park	3	0	0	0	2	5	-1	Carey	7	0	0	0	4	0	-
Fitzgerald	4	0	0	0	2	0	E	Klee	7	0	0	0	4	10	+1
Moran	4	0	0	0	0	0	-1	Reekie	7	0	0	0	2	3	-4
Hudson	6	0	0	0	4	0	-3	Bench					4		
Wregget	6	0	0	0	7	0	-								
Bench					4										
TOTAL	7	(29-49-78)	180	177				TOTAL	7	(26-43-69)	213	207			

GOALTENDERS	GP	MP	GF	GA	ENG	SO	AVG	SHOTS	SPCT	W-L
Wregget (P)	6	343:20	25	18	0	1	3.15	166	.892	4-2
Barraso (P)	2	80:00	4	8	0	0	6.00	41	.805	0-1
PITTSBURGH TOTAL	7	424:30	29	26	0	1	3.67	207	.874	4-3
Kolzig (W)	2	44:22	4	1	0	0	1.35	21	.952	1-0
Dafeo (W)	1	20:00	1	1	0	0	3.00	3	.667	0-0
Carey (W)	7	358:09	21	25	2	0	4.19	151	.834	2-4
WASHINGTON TOTAL	7	424:30	26	29	2	0	4.10	177	.836	3-4

POWER PLAY GOALS: PITTSBURGH (10 for 42) - Stevens 3, Francis 2, Sandstrom 2, Barrie Jagr, Murphy
 WASHINGTON (6 for 44) - Bondra 2, Hunter 2, Johansson, Jones

SHORT-HANDED GOALS: WASHINGTON (1) - Konowalchuk
 PITTSBURGH (1) - Jagr

PITTSBURGH PENGUINS VS NEW JERSEY DEVILS

EASTERN DIVISION SEMI-FINALS

	GP	W	L	T	PTS	GF	GA	PPG	SHG	PEN	PIM
PITTSBURGH	5	1	4	0	2	8	17	1-16	0	28	56
NEW JERSEY	5	4	1	0	8	17	8	4-17	0	27	54

AT PITTSBURGH (1-2-0)

May 20 New Jersey 2 (Brodeur) at PITTSBURGH 3 (WREGGET)
 May 22 NEW JERSEY 4 (BRODEUR) at Pittsburgh 2 (Wregget)
 May 24 Pittsburgh 1 (Wregget) at NEW JERSEY 5 (BRODEUR)
 May 26 Pittsburgh 1 (Wregget) at NEW JERSEY 2 (BRODEUR)
 May 28 NEW JERSEY 4 (BRODEUR) at Pittsburgh 1 (Wregget)

* Neil Broten scored at 18:36 of overtime

AT NEW JERSEY (0-2-0)

WG - Robitaille
 WG - S.Stevens
 WG - Holik
 WG - Broten*
 WG - Lemieux

GOALS & SHOTS BY PERIODS:

	1ST	2ND	3RD	OVT	TOTAL
PITTSBURGH	2-43	2-41	4-46	0-10	8-140
NEW JERSEY	3-56	4-56	9-60	1-13	17-185

PITTSBURGH	GP	G	A	PTS	PIM	SOG	+/-	NEW JERSEY	GP	G	A	PTS	PIM	SOG	+/-
Francis	5	3	2	5	0	17	-4	C.Lemieux	5	6	1	7	2	20	+5
Murphy	5	0	5	5	0	10	-1	Broten	5	2	4	6	0	14	+7
Jagr	5	3	1	4	2	27	-3	MacLean	5	2	3	5	8	18	+1
K.Stevens	5	0	3	3	8	17	-3	Richer	5	1	4	5	0	18	+3
Maciver	5	0	2	2	2	7	-3	Holik	5	2	1	3	2	12	+2
Joseph	5	1	0	1	8	7	-1	S.Stevens	5	1	2	3	6	26	+2
Robitaille	5	1	0	1	6	13	-1	Albelin	5	0	3	3	0	2	E
Murray	5	0	1	1	4	9	E	McKay	4	1	1	2	0	8	+2
Fitzgerald	1	0	0	0	2	0	-1	Chambers	5	1	1	2	0	12	E
Barrie	2	0	0	0	4	0	-1	Carpenter	5	0	2	2	2	5	-2
Taglianetti	2	0	0	0	2	1	-1	Driver	5	0	2	2	2	6	+5
Cullen	3	0	0	0	0	2	E	Niedermayer	5	1	0	1	2	16	+1
McKenzie	3	0	0	0	0	0	E	Chorske	3	0	1	1	0	4	-2
Tamer	3	0	0	0	6	0	-3	Guerin	5	0	1	1	10	4	E
Moran	4	0	0	0	0	1	+1	Peluso	5	0	1	1	0	3	+1
K.Samuelsson	4	0	0	0	4	0	-4	Zelepukin	5	0	1	1	4	3	E
Hudson	5	0	0	0	2	2	E	Cole	1	0	0	0	0	1	-1
Leroux	5	0	0	0	6	8	-1	Brylin	2	0	0	0	0	2	E
McEachern	5	0	0	0	0	3	-1	Rolston	2	0	0	0	4	5	+3
Mullen	5	0	0	0	0	7	-1	Dowd	3	0	0	0	4	3	-1
Sandstrom	5	0	0	0	0	9	-3	Brodeur	5	0	0	0	0	0	-
Wregget	5	0	0	0	0	0	-	Daneyko	5	0	0	0	6	3	+4
TOTAL	5	(8-14-22)	56	140				TOTAL	5	(17-28-45)	54	185			

GOALTENDERS

	GP	MP	GF	GA	ENG	SO	AVG	SHOTS	SPCT	W-L
Wregget (P)	5	317:15	8	15	2	0	2.84	183	.918	1-4
PITTSBURGH TOTAL	5	318:36	8	17	2	0	3.20	185	.908	1-4
Brodeur (NJ)	5	317:36	17	8	0	0	1.51	140	.943	4-1
NEW JERSEY TOTAL	5	318:36	17	8	0	0	1.51	140	.943	4-1

POWER PLAY GOALS:

PITTSBURGH (1 for 16) - Jagr
 NEW JERSEY (4 for 17) - Chambers, Holik, MacLean, Niedermayer

PLAYOFF BOUND

In 1995 the Penguins were in the playoffs for the fifth consecutive year, which set a club record for the longest consecutive streak in the playoffs. The Penguins have made the playoffs in six of the past seven seasons.

1995 PENGUINS PLAYOFF SCORING STATISTICS

NAME	GP	G	A	PTS	+/-	PIM	PP	SH	GW	OT	S	PCTG
Ron Francis	12	6	13	19	+3	4	2	0	0	0	30	20.0
Jaromir Jagr	12	10	5	15	+3	6	2	1	1	0	55	18.2
Larry Murphy	12	2	13	15	+3	0	1	0	0	0	35	5.7
Luc Robitaille	12	7	4	11	+5	26	0	0	2	1	33	21.2
Kevin Stevens	12	4	7	11	-5	21	3	0	1	0	32	12.5
Tomas Sandstrom	12	3	3	6	-5	16	2	0	0	0	22	13.6
Norm Maciver	12	1	4	5	-4	8	0	0	1	0	16	6.3
Troy Murray	12	2	1	3	-1	12	0	0	0	0	14	14.3
Joe Mullen	12	0	3	3	-5	4	0	0	0	0	12	.0
Chris Joseph	10	1	1	2	-4	12	0	0	0	0	13	7.7
Ulf Samuelsson	7	0	2	2	+2	8	0	0	0	0	5	.0
John Cullen	9	0	2	2	-4	8	0	0	0	0	7	.0
Shawn McEachern	11	0	2	2	-2	8	0	0	0	0	12	.0
Francois Leroux	12	0	2	2	0	14	0	0	0	0	13	.0
Len Barrie	4	1	0	1	-6	8	1	0	0	0	2	50.0
Kjell Samuelsson	11	0	1	1	-4	32	0	0	0	0	5	.0
Drake Berehowsky	1	0	0	0	-1	0	0	0	0	0	0	.0
Tom Barrasso	2	0	0	0	0	2	0	0	0	0	0	.0
Richard Park	3	0	0	0	-1	2	0	0	0	0	5	.0
Peter Taglianetti	4	0	0	0	-3	2	0	0	0	0	3	.0
Chris Tamer	4	0	0	0	-4	18	0	0	0	0	0	.0
Jim McKenzie	5	0	0	0	0	4	0	0	0	0	0	.0
Rusty Fitzgerald	5	0	0	0	-1	4	0	0	0	0	0	.0
Ian Moran	8	0	0	0	0	0	0	0	0	0	1	.0
Mike Hudson	11	0	0	0	-3	6	0	0	0	0	2	.0
Ken Wregget	11	0	0	0	0	7	0	0	0	0	0	.0
TOTALS	12	37	63	100		232	11	1	5	1	317	11.7
GOALTENDERS	GP	MINS	AVG	W-L	EN	SO	GA	SAVES	EFF.			
Ken Wregget	11	661	3.00	5-6	2	1	33	349	.905			
Tom Barrasso	2	80	6.00	0-1	0	0	8	41	.805			
TOTAL	12	743	3.47	5-6	2	1	43	392	.890			

1995 PLAYOFF SCORING LEADERS

PLAYER - TEAM	GP	G	A	PTS	+/-	PPG	SH	GW	S
Sergei Fedorov - Detroit	17	7	17	24	+13	3	0	0	53
Stephane Richer - New Jersey	19	6	15	21	+9	3	1	2	55
Neil Broten - New Jersey	20	7	12	19	+13	1	0	4	47
RON FRANCIS - PITTSBURGH	12	6	13	19	+3	2	0	0	30
Denis Savard - Chicago	16	7	11	18	+12	3	0	0	39
Paul Coffey - Detroit	18	6	12	18	+4	2	1	0	74
John MacLean - New Jersey	20	5	13	18	+8	2	0	0	57
Claude Lemieux - New Jersey	20	13	3	16	+12	0	0	3	65
Vyacheslav Kozlov - Detroit	18	9	7	16	+12	1	0	4	45
Nicklas Lidstrom - Detroit	18	4	12	16	+4	3	0	2	37

INDIVIDUAL LEADERS


GOALS				ASSISTS			
Claude Lemieux - New Jersey	13	JAROMIR JAGR - PITTSBURGH	10	Sergei Fedorov - Detroit	17	Stephane Richer - New Jersey	15
Dino Ciccarelli - Detroit	9	Dino Ciccarelli - Detroit	9	RON FRANCIS - PITTSBURGH	13	LARRY MURPHY - PITTSBURGH	13
Joe Murphy - Chicago	9	Vyacheslav Kozlov - Detroit	9	John MacLean - New Jersey	13		
POWER PLAY GOALS				GAME-WINNING GOALS			
Dino Ciccarelli - Detroit	6	Vyacheslav Kozlov - Detroit	4	Neil Broten - New Jersey	4		
Mike Rathje - San Jose	5						

GOALTENDING LEADERS


PLAYER - TEAM	GP	MINS	GA	AVG
Martin Brodeur - New Jersey	20	1222	34	1.67
Ed Belfour - Chicago	16	1014	37	2.19
Mike Vernon - Detroit	18	1063	41	2.31
Ron Hexall - Philadelphia	15	897	42	2.81
Felix Potvin - Toronto	7	424	20	2.83
KEN WREGGET - PITTSBURGH	11	661	33	3.00

MEDIA

INFORMATION



PENGUINS ANNOUNCERS



MIKE LANGE

One of the premier sportscasters in all of professional sports, Lange enters his 21th season in the Penguins broadcast booth. His unique style of broadcasting makes phrases like "Buy Sam a drink and get his dog one too", "Look out Loretta" and "Ladies and gentlemen, Elvis has just left the building", familiar to fans across North America.

He began broadcasting Penguins games on radio in 1974-75. He left after one season, but returned as the team's radio voice in 1976-77 until the 1979-80 season when games were simulcast for both radio and television.


A native of Sacramento, California, Lange graduated from Sacramento State University with a degree in broadcasting before starting his career with the Phoenix Roadrunners of the WHL in 1970. During the 1973-74 season,

he called play-by-play for the San Diego Gulls of the WHL before joining the Penguins in 1974.

In addition to his responsibilities with the Penguins, Lange also handled play-by-play for the Pittsburgh Pirates in 1986 and 1987 on the KBL Sports Network.

An active member of the Pittsburgh community, Lange makes numerous personal appearances throughout the year. He is a member of the Penguins anti-drug team which speaks at Pittsburgh area schools on the merits of staying drug free and serves as emcee or guest speaker for a variety of charity events throughout the year.

He resides in Pittsburgh with wife Chrissie and son Tanner.



PAUL STEIGERWALD

Steigerwald enters his 11th season as color commentator on the Penguins broadcasts. He attended Kent State University where he worked as one of the hockey club's radio announcers. He then moved to Pittsburgh where he worked in radio sales until he was hired as the Johnstown Red Wings (EHL) play-by-play announcer in 1979.

A Pittsburgh native, Steigerwald joined the Penguins organization in 1980 as director of marketing and also worked as the intermission host for radio and television broadcasts. In 1985, he became the Penguins simulcast color commentator.


He left the Penguins front office in 1988 to work full time in the sports department for KDKA Television in Pittsburgh.

Steigerwald developed his interest in hockey as a youngster living in Pittsburgh's South Hills when his neighbor, Penguins former President and General Manager Jack Riley, gave the local youths tickets to the Penguins games.

A member of the Penguins anti-drug team, Steigerwald donates time throughout the season to speak to Pittsburgh area school students on drug abuse.

He is the father of two sons, Blake and Dylan.

PENGUINS ANNOUNCERS



DOUG MCLEOD

Olympic Festival.

An Iowa native, McLeod began working in radio at the early age of 16 in his home state and later attended Drake University in Des Moines.

McLeod joins his fellow broadcasters as a member of the Penguins anti-drug team visiting local schools to speak on substance abuse. He resides in Pittsburgh with wife Catherine and daughter Caitlin.

McLeod enters his third season on the Penguins broadcast team. Prior to joining the Penguins, he spent the previous five seasons as the television voice of the Minnesota North Stars.

He has spent 15 of the last 17 years in the Minneapolis area. From the 1978-79 season through 1992-93, he was the radio and television voice for the University of Minnesota hockey team. In 1988-89, he joined the Minnesota North Stars broadcast team.

McLeod has also called all the action for professional baseball. He worked as the television play-by-play announcer for the St. Louis Cardinals in 1989 and the Minnesota Twins in 1991.

In 1990, ESPN recruited McLeod to work on their broadcast team covering the United States



STAN SAVRAN

Savran began his second stint on Penguins broadcasts prior to the 1993-94 season. He provides color commentary on selected television games. During the 1977-78 season, he served as the Penguins between periods and post game studio host. A graduate of Miami of Ohio University with a degree in broadcasting, Savran has worked on numerous sports broadcasts calling the play-by-play or adding color commentary for Steelers football, Penn State football, Duquesne and Pitt basketball, Ohio State University football and the University of Miami football. He has also hosted radio sports talk shows on WWSW, KQV and WTAE, where he worked as a sportscaster on both radio and television for 11 years. Savran currently serves as a broadcaster for the KBL Sports Network, writes a column for the Pittsburgh Post Gazette, and broadcasts sports commentaries on WDVE Radio and KDKA-TV. He is a member of the Penguins anti drug team which visits Pittsburgh-area schools talking to students about the hazards of using drugs.

Savran began his second stint on Penguins broadcasts prior to the 1993-94 season. He provides color commentary on selected television games. During the 1977-78 season, he served as the Penguins between periods and post game studio host. A graduate of Miami of Ohio University with a degree in broadcasting, Savran has worked on numerous sports broadcasts calling the play-by-play or adding color commentary for Steelers football, Penn State football, Duquesne and Pitt basketball, Ohio State University football and the University of Miami football. He has also hosted radio sports talk shows on WWSW, KQV and WTAE, where he worked as a sportscaster on both radio and television for 11 years. Savran currently serves as a broadcaster for the KBL Sports Network, writes a column for the Pittsburgh Post Gazette, and broadcasts sports commentaries on WDVE Radio and KDKA-TV. He is a member of the Penguins anti drug team which visits Pittsburgh-area schools talking to students about the hazards of using drugs.

Mike Lange is in his 21st season of broadcasting Penguins hockey games. Of current team broadcasters in Pittsburgh, only Myron Cope has been broadcasting longer. Cope is in his 26th season with the Steelers.

RADIO & TELEVISION PLAY BY PLAY ANNOUNCERS

Season	Radio	Station	Television	Station
1967-68	Ed Conway	WTAE	No Games on Television	
1968-69	Ed Conway	WTAE	Ed Conway	WTAE-TV
1969-70	Bill Hamilton	WEEP	No Games on Television	
1970-71	Jim Forney	KDKA	Bill Hamilton	WPGH-TV
1971-72	Jim Forney	KDKA	Sam Nover	WIIIC-TV
1972-73	Jim Forney	KDKA	Sam Nover	WIIIC-TV
1973-74	Joe Starkey	KDKA	Sam Nover	WIIIC-TV
1974-75	Mike Lange	KDKA	Sam Nover	WIIIC-TV
1975-76	Gary Morrell	KQV	Sam Nover	WIIIC-TV
1976-77	Mike Lange	KDKA	Sam Nover	WIIIC-TV
1977-78	Mike Lange	KDKA	Bob Prince	WPGH-TV
1978-79	Mike Lange	KDKA	Jim Forey	WPGH-TV
1979-80	Mike Lange	WWSW	Mike Lange	WPGH-TV
1980-81	Mike Lange	WWSW	Mike Lange	WPGH-TV
1981-82	Mike Lange	KQV	Mike Lange	WPTT-TV
1982-83	Mike Lange	KQV	Mike Lange	WPGH-TV
1983-84	Mike Lange	KQV	Mike Lange	WPGH-TV
1984-85	Mike Lange	KDKA	Mike Lange	WPGH-TV
1985-86	Mike Lange	KDKA	Mike Lange	WPGH-TV
1986-87	Mike Lange	KDKA	Mike Lange	WPGH-TV
1987-88	Mike Lange	KDKA	Mike Lange	WPGH-TV
1988-89	Mike Lange	KDKA	Mike Lange	WPGH-TV
1989-90	Mike Lange	KDKA	Mike Lange	WPGH-TV
1990-91	Mike Lange	KDKA	Mike Lange	KDKA-TV
1991-92	Mike Lange	KDKA	Mike Lange	KDKA-TV
1992-93	Mike Lange	KDKA	Mike Lange	KDKA-TV
1993-94	Doug McLeod	WTAE	Mike Lange	KBL/KDKA-TV
1994-95	Doug McLeod	WTAE	Mike Lange	KBL/KDKA-TV

FLAGSHIP RADIO STATIONS

WTAE	1967-68 to 1968-69
	1993-94 to present
WEEP	1969-70
KDKA	1970-71 to 1974-75
	1976-77 to 1978-79
	1984-85 to 1992-93
KQV	1975-76
	1981-82 to 1983-84
WWSW	1979-80 to 1980-81

RADIO PLAY-BY-PLAY ANNOUNCERS

Ed Conway	1967-68 to 1968-69
Bill Hamilton	1969-70
Jim Forney	1970-71 to 1972-73
Joe Starkey	1973-74
Mike Lange	1974-75
	1976-77 to 1992-93
Gary Morrell	1975-76
Doug McLeod	1993-94 to present

COLOR COMMENTATORS

Greg Benedetti	1973-74 to 1974-75
Jack Riley	1976-77
Terry Schifffhauer	1977-78 to 1983-84
Paul Steigerwald	1984-85 to present
Stan Savran	1993-94 to present

TELEVISION STATIONS

WTAE-TV	1968-69
WPGH-TV	1970-71
	1977-78 to 1980-81
	1982-83 to 1989-90
WIIIC-TV	1971-72 to 1976-77
WPTT-TV	1981-82
KBL	1986-87 to present
KDKA-TV	1990-91 to 1994-95
No televised games during the 1967-68 and 1969-70 seasons.	

TELEVISION PLAY-BY-PLAY ANNOUNCERS

Ed Conway	1968-69
Bill Hamilton	1970-71
Sam Nover	1971-72 to 1976-77
Bob Prince	1977-78
Jim Forney	1978-79
Mike Lange	1979-80 to present

ATTENDANCE FIGURES

YEAR	REGULAR SEASON					PLAYOFFS				
	ATTENDANCE	DATES	AVERAGE	SO	CAPACITY	ATTENDANCE	DATES	AVERAGE	SO	
1967-68	274,049	37	7,407	0	12,580					
1968-69	228,285	38	6,008	0	12,580					
1969-70	265,936	38	6,998	0	12,580	53,592	5	10,718	2	
1970-71	377,182	39	9,671	3	12,580					
1971-72	375,711	39	9,634	5	12,580	25,515	2	12,758	1	
1972-73	436,601	39	11,195	7	12,866					
1973-74	396,197	39	10,159	4	13,431					
1974-75	448,977	40	11,224	11	13,404	66,833	5	13,367	4	
1975-76	458,198	40	11,455	0	16,402	13,626	1	13,626	0	
1976-77	401,580	40	10,040	1	16,404	25,967	2	12,984	0	
1977-78	421,933	40	10,548	2	16,033					
1978-79	457,209	40	11,430	3	16,033	45,702	3	15,234	2	
1979-80	426,156	40	10,653	2	16,033	26,901	2	13,451	0	
1980-81	413,407	40	10,335	0	16,033	26,688	2	13,344	0	
1981-82	451,965	40	11,299	5	16,033	25,457	2	12,729	0	
1982-83	336,300	40	8,408	1	16,033					
1983-84	273,550	40	6,839	0	16,033					
1984-85	400,711	40	10,018	4	16,033					
1985-86	503,020	40	12,576	13	16,033					
1986-87	598,614	40	14,965	26	16,033					
1987-88	606,638	40	15,166	26	16,168					
1988-89	629,345	40	15,734	*34	16,025	96,150	6	16,025	6	
1989-90	640,700	40	16,018	*34	16,015#					
1990-91	637,072	40	15,927	28	16,164	210,132*	13*	16,164	13*	
1991-92	639,736	40	15,993	32	16,164	161,640	10	16,164	10	
1992-93	660,290	41	16,105	30	16,164	129,312	8	16,164	8	
1993-94	685,589*	41	16,714	11	17,537	46,412	3	15,471	10	
1994-95	386,599	24	16,108	9	17,181	114,894	7	16,413*	2	
TOTALS	12,831,250	1095	11,718	291		1,068,821	71	15,054	48	

* - Club Record

- The capacity was increased to 16,236 after home game 25 during the 1990-91 season.

PITTSBURGH PENGUINS TRAINING CAMP SITES

SEASON	SITE	PRE-SEASON RECORD
1967-78	Brantford, Ont.	4-1-1
1968-69	Brantford, Ont.	1-5-2
1969-70	Brantford, Ont.	4-1-2
1970-71	Brantford, Ont.	4-3-2
1971-72	Brantford, Ont.	3-2-3
1972-73	Brantford, Ont.	5-4-1
1973-74	Brantford, Ont.	4-2-3
1974-75	Brantford, Ont.	5-4-0
1975-76	Pittsburgh, PA	2-3-3
1976-77	Pittsburgh, PA	7-3-0
1977-78	Pittsburgh, PA	4-3-0
1978-79	Pittsburgh, PA	3-5-0
1979-80	Pittsburgh, PA	3-4-1
1980-81	Pittsburgh, PA	1-3-2
1981-82	Erie, PA/Pittsburgh, PA	4-1-2
1982-83	Johnstown, PA	1-3-3
1983-84	Johnstown, PA	3-4-1
1984-85	Pittsburgh, PA	2-4-0
1985-86	Pittsburgh, PA	1-5-0
1986-87	Pittsburgh, PA	2-6-0
1987-88	Pittsburgh, PA	5-1-2
1988-89	Pittsburgh, PA	6-3-0
1989-90	Pittsburgh, PA	4-5-1
1990-91	Pittsburgh, PA	7-2-0
1991-92	Pittsburgh, PA/Denver, CO	4-3-2
1992-93	Pittsburgh, PA	3-5-1
1993-94	Pittsburgh, PA	5-4-0
1994-95	Pittsburgh, PA	3-5-1

PENGUINS MEDIA INFORMATION

SEASON PASSES FOR MEDIA: Season passes are issued only to members of the media covering the Penguins on a regular basis.

INDIVIDUAL GAME PASSES: Media members must contact Harry Sanders or Steve Bovino in the Penguins media relations office no later than 24 hours before the game. Passes will be issued only to working media and photographers. They will be left at the press gate located at Gate #3 of the Civic Arena. You can reach the press gate from Washington Place which runs in front of the Arena where the marquis stands. Passes will be available there for one hour after the opening faceoff.

PRESS BOX: The press box is located on the west side of the building above section D-24. It is for game personnel and members of the media covering the games. When necessary, overflow media will be assigned seats in the auxilliary seating area at Section C-3. All members of the media will gain access to the main press box by showing their press pass to the security guard at the door.

PRESS LOUNGE: The press lounge is located across from the locker rooms on the lower level at Gate #3. Members of the media and the game night staff must show their press pass at the door for admittance. The press lounge will be open two hours prior to game time with dinner and beverages served. The press lounge is equipped with telephones and electrical outlets and is available to the media during and after the game for filing purposes.

GAME NOTES: Game notes and lineup sheets are available in the press lounge and press box before each game. Additional information from the NHL and press releases are also available throughout the season at these locations.

GAME SUMMARIES: Game summaries are available after each period in the press box. Final game summaries are distributed in the press box, press lounge and both home and visitors locker rooms after the game.

OUT OF TOWN SCORES: Out-of-town score sheets are delivered to home and road broadcasters throughout the game on a regular basis.

DRIVING DIRECTIONS TO PITTSBURGH CIVIC ARENA

FROM RT.279 NORTH (GREATER PITTSBURGH AIRPORT): Follow 279 North toward Pittsburgh...go through Fort Pitt Tunnels (left lane)...proceed straight ahead onto Liberty Avenue...turn right off Liberty Avenue onto Seventh Avenue and cross over Grant Street...make right onto Center Avenue.

FROM ROUTE 79 SOUTH (NORTH HILLS): Follow 79 south toward Pittsburgh...take Route 279 south exit (about a mile past Wexford exit)...follow 279 South over Veterans Bridge...take Sixth Street exit, bear left...at the light, turn left onto Bigelow Boulevard.

FROM PENNSYLVAINA TURNPIKE: Traveling the turnpike towards Pittsburgh, take the Pittsburgh/Monroeville exit onto Route 376 West...get off 376 West at Exit 6 staying in right lane...at stop sign, turn right onto Pride Street...follow Pride across Fifth Avenue, at second light, turn left onto Centre Avenue.

PENGUINS MEDIA INFORMATION

LOCKER ROOM ACCESS: The locker room will be open to the media 10 minutes after the conclusion of the game per League requirements. ONLY working members of the media with appropriate identification will be admitted.

POST GAME PROCEDURES: Penguins Head Coach Ed Johnston will hold a press conference after each game outside the Penguins locker room at Gate #2. The press conference room is located just inside the Penguins locker room entrance at Gate #2, first door on the right. Post game quote sheets for both head coaches will be available after the game in the press lounge, press box and in each locker room.

GAME BROADCAST INTERVIEWS: All requests for pre-tapes and between period interviews with players or coaches must be confirmed during the morning skate. Players or coaches must be confirmed for broadcast interviews before they leave the Civic Arena after the morning skate or they are off-limits for broadcast interviews.

DAILY PRACTICE SESSIONS: Open to all media members. Please confirm location and time with the Penguins media relations office as last minute changes will occur.

PHOTOGRAPHERS: Photographers may shoot from designated areas assigned by the Penguins media relations staff. Photo locations assignments will be posted in the press lounge and press gate for each game. Photo passes must be secured by calling the media relations office at least 24 hours in advance of each game. The Civic Arena is fully strobed.

CIVIC ARENA LIGHTING: The lighting is metal hlide which was installed during the summer of 1995.

PENGUINS MEDIA HOT LINE: Up-to-date changes in practice time, injury information and player transactions will be put on the Hot Line daily at 10:00 AM and 2:00 PM. The confidential phone number is available from the Penguins Media Relations Staff.

OFF-ICE OFFICIALS

Supervisor of Officials	Paul Schlosser
Goal Judges	Leo Rudzki, Joe Ferraro, Jim Duss
Official Scorers	Dave Reynolds, Keith Schreiber
Game Timekeeper	Paul Schlosser
Penalty Timekeepers	Bob Ferons, Bob Matiland
Statistician	Jim Gricar, Dan Aubele

GAME NIGHT STAFF

Statistics	Phil Spano, Eugene Susi, Ed Machen
Video	Bruce Massof, Paul Fink
Home Dressing Room	Frank Sciulli, Tracy Luppe
Visiting Dressing Room	A.T. Caggiano
Home Runway	Don Wagner
Visiting Runway	Don Johnson
PR Game Staff	John Fedorek, Mike Hughes, Greg Muha, Chris Keller

IN THE CIVIC ARENA

PA Announcer	John Barbero
Organist	Vince Lascheid
Message Board	Mike Ficcorelli

PENGUINS TELEVISION/RADIO INFORMATION

T.V. PACKAGE

The Penguins television package is one of the best in professional hockey. This year, Penguins fans will see 63 games on the PRIME Sports Network with 17 games on commercial carrier KDKA-TV. All of those games will be telecast on both PRIME Sports and KDKA. The producer-director for all telecasts is Paul Kosuth. PRIME Sports KBL became the Penguins cable affiliate in 1986 while KDKA-TV has been televising Penguins games since 1988.

RADIO NETWORK

WTAE Radio will serve as the Penguins flagship station for the third consecutive season. The Penguins radio network consists of 24 stations. In addition to WTAE, the radio network includes WJAC (Johnstown), WBVP (Beaver Falls), WCED (DuBois), WCNS (Latrobe), WLCY (Indiana), WESA (Charleroi), WCPA (Clearfield), WOYL (Oil City), WCVI (Connellsville), WPQR (Uniontown), WVSC (Somerset), WFBG (Altoona), WWIZ (Sharon), WASN (Youngstown, OH), WMBA (Ambridge), WANB (Waynesburg), WKST (New Castle), WEEL (Wheeling, WV), WCCR (Clarion), WMAJ (State College), WKBI (St. Mary's, PA), WISR (Butler), WHK (Cleveland, OH), WMNI (Columbus, OH), WNTR (Cumberland, MD), KKFN (Denver, CO), CJVR (Melfort, Canada) and CFRA (Ottawa, Canada).

WEEKLY RADIO SHOW

Twice a week the Penguins will produce a five-minute player feature that will be fed to 58 stations in the western Pennsylvania area. The features will run through the 1995-96 playoffs.

MIKE LANGE COLUMN

Each Friday during the regular season and playoffs, Mike Lange writes a column specifically aimed at weekly papers in the western Pennsylvania area. This year 52 papers will carry the column which includes feature stories on players and the team's community program.

PITTSBURGH MAJOR MEDIA OUTLETS

NEWSPAPERS

Post Gazette

Dave Molinari
Phone: 412/263-1621
FAX: 412/263-1926

Tribune Review

Mike Dudurich
Phone: 412/834-1151
FAX: 412/830-6285

Washington Observer Reporter

Bob Grove
Phone: 412/222-2200
FAX: 412/225-2077

North Hills News Record

Tom Hayden
Phone: 412/772-7374
FAX: 412/772-3915

Indiana Gazette

Rick Weaver
Phone: 412/465-5555
FAX: 412/349-4550

Beaver County Times

Mike Prisuta
Phone: 412/775-3200
FAX: 412/775-7212

Valley News Dispatch

Rick Starr
Phone: 412/224-4321
FAX: 412/226-7788

McKeesport Daily News

Kevin DiCola
Phone: 412/664-3968
FAX: 412/664-3972

Penguins Report

Tom McMillan
Phone: 412/856-7400

Associated Press

Alan Robinson
Phone: 412/281-3747
FAX: 412/281-1869

United Press International

Chuck Moody
Phone: 412/553-5303
FAX: 412/281-1953

TELEVISION

KDKA-TV

John Steigerwald
Bob Pompeani
Paul Steigerwald
Phone: 412/575-2232
FAX: 412/575-2871

WPXI-TV

Sam Nover
John Fedko
Derrick Gunn
Phone: 412/237-1212
FAX: 412/323-8097

WTAE-TV

Mark Johnson
Andrew Stockey
Alby Oxenreiter
Phone: 412/244-4632
FAX: 412/224-4628

PRIME SPORTS

Stan Savran
Guy Junker
Phone: 412/237-1151
FAX: 412/237-1297

RADIO

WTAE Radio

Jim Colony
Phone: 412/224-4551
FAX: 412/244-4596

KDKA Radio

Goose Goslin
Phone: 412/575-2411
FAX: 412/575-2874

KQV Radio

Eric Hagman
Phone: 412/562-5960
FAX: 412/562-8903

WWSW Radio

Tab Douglas
Phone: 412/231-8560
FAX: 412/323-5313

WDVE Radio

Phil Kirzyc
Phone: 412/937-1441
FAX: 412/937-1207

Sports Call

Bill Difabio
Phone: 412/228-0985

WJAS Radio

Bruce Keidan
Phone: 412/531-4800
FAX: 412/531-7664

Prime Sports Radio

Phone: 412/823-1100
FAX: 412/823-1166

NHL INFORMATION

ENTRY DRAFT: The 1996 Entry Draft is scheduled to be held in St. Louis on June 22. To be eligible for selection in any of the nine rounds, a North American player must be at least 18 years old by September 15, 1996 and no older than 20 years old by September 15, 1996. A non-American player must be at least 18 years old by September 15, 1996, and there is no maximum age. A non-North American player **MUST** be drafted by an NHL team before he can be signed.

The order of selection at the 1996 Entry Draft is based on a weighted draft drawing. The 10 clubs who did not qualify for the Stanley Cup playoffs (or the teams that have acquired the draft choice) will participate in the drawing.

Under this lottery system, only the five teams with the fewest points will have the chance to receive the first overall selection, and the team winning the drawing may not move up more than four positions in the draft order. The non-playoff team with the fewest points during the regular season will have the greatest chance of winning and cannot select lower than second overall.

WAIVER DRAFT: The 1996 NHL Waiver Draft will be held on October 2 (tentative) at 2:00 PM EST. NHL clubs are allowed to protect 18 players and two goaltenders from this draft. Players on a team's reserve list, under contract, who have completed at least two years of professional hockey, must be protected or are eligible to be drafted. Goalies on the club's reserve list and under contract, who have completed three pro seasons, must be protected or they can be drafted. If a player is picked from a team, that team can protect another player. A team cannot lose more than three players or one goaltender.

TRADING DEADLINE: The 26th day preceding the final day of the NHL regular season is the deadline for trades, as well as loans to and recalls from minor league clubs. For 1996, the date is March 20 at 3:00 PM EST.

ROSTER LIMITS: An NHL team may carry as many players as it wishes on its roster during the season, but a team may dress only 18 skaters and two goaltenders for each game.

ROOKIE QUALIFICATIONS: To be considered a rookie, a player must not have played in 25 or more NHL games in any preceding season, nor in six or more NHL games in each of any two preceding seasons, and he can't be older than 25 after Sept. 15 of the current playing year.

RESERVE LISTS: The list of all players "belonging" to an NHL team is comprised of the following - the total of which may not exceed 80: (1) Pro players (skaters, maximum of 50); (2) Goalies under pro contract; (3) Players who have signed amateur tryout forms; (4) Signed junior players (who have played less than 11 professional games); (5) Unsigned draft choices; and (6) Defected players (essentially unsigned draft choices who are playing in Europe).

NHL REGULAR SEASON SCHEDULE: Each team will again play an 82-game schedule this season.

Each Western Conference club will play either five or six times against divisional opponents, four times against teams in the other division of their conference and two contests against each of the 13 teams in the Eastern Conference.

Each Eastern Conference club will play either five or six times against divisional opponents, four times against teams in the other division of their conference and two times against each of the 13 teams in the Western Conference.

TIE-BREAKER PROCEDURE: When a tie in points occurs in the standings, the following steps determine the higher position: 1) most wins; 2) most points earned in games between tied teams; 3) best difference between goals for and goals against over the entire 82-game season; 4) special emergency G.M. meeting or conference call.

NHL INFORMATION

PLAYOFF FORMAT: The playoff format will be conference-based, with the first place team in the regular season competing against the eighth place team; second against seventh; third against sixth; and fourth against fifth. The playoff matchups will be based on overall points achieved in the regular season, with the four division regular-season champions being seeded first and second in each conference to assure home-ice advantage in the first two playoff rounds for division champions.

All series will remain best-of-seven with home-ice rotating on a 2-2-1-1-1 basis, with the exception of matchups between Central and Pacific division teams which will be played on a 2-3-2 basis to reduce travel. In a 2-3-2 series, the team with the most points will have its choice as to whether to start the series at home or on the road.

The Eastern Conference champion will face the Western Conference champion in the Stanley Cup Final.

1996 ALL-STAR GAME: The 46th NHL All-Star Game will be played at Boston's FleetCenter on Saturday evening, January 20 and will be televised nationally in the U.S. by Fox and by Molson Hockey Night in Canada on CBC.

The starting lineup for each team will be determined by NHL fans for the ninth consecutive year. A total of 104 players - 52 from each conference - will appear on the official ballot which will be available in all NHL arenas and other selected locations. Each NHL team will have at least three players named on the ballot, selected by the Professional Hockey Writers' Association and reviewed by the chairman of the general managers' committee and the GMs from the previous year's Stanley Cup finals. Once the starting lineups have been named, the remaining players will be chosen by a committee led by the chairman of the general managers' committee. The coach for each team is the coach of the previous year's Stanley Cup finalists. Each NHL team must be represented by at least one player.

GOALS-AGAINST-AVERAGE: To figure, multiply goals-against (GA) by 60 and divide this result by the minutes played (mins.).

SHOT-ON-GOAL: The definition of a shot on goal in hockey is as follows: Any deliberate attempt by a player to shoot the puck into an opponent's net that, without the intervention of the goaltender, would have scored a goal. A shot that hits the post or is wide of the net is not considered a shot on goal since it would not have entered the net. A clearing pass that happens to go to the net is not always a shot on goal.

SAVE PERCENTAGE: To determine, subtract goals-against (GA) from shots-against (SA) to find saves made. Then divide saves by shots against.

PLUS-MINUS: A player receives a "plus" if he is on the ice for an even-strength or short-handed goal by his team. He receives a "minus" when on the ice for an even-strength or short-handed goal scored by the opposing team. The plus-minus is determined by totaling all the pluses and all the minuses.

GAME-WINNING GOAL: Credit for the game-winning goal is given to the player who scores the goal that gives his team one more goal than the total of the opponent. If Pittsburgh wins a game by the score of 5-2, the player who scored the Penguins' third goal receives credit for the game-winner.

GOALTENDER OF RECORD: The goaltender who is in net when the deciding goal is scored is the goaltender of record and receives credit for the win, loss or tie. If the Penguins win a game, 3-1, the goaltenders who were in the nets when the Penguins scored their second goal would receive the win or loss, even if they do not complete the game.

NHL INFORMATION

NATIONAL HOCKEY LEAGUE

Executive offices (NY):
1251 Avenue of the Americas
47th Floor
New York, NY 10020-1198
Phone: 212-789-2000
Fax: 212-789-2020



NHL Communications Group (Toronto):
75 International Blvd., Suite 300
Rexdale, Ontario M9W 6L9

Phone: 416-798-0809
Fax: 416-798-0852

DIRECTORY

Gary B. Bettman Commissioner
Stephen J. Solomon Senior VP & Chief Operating Officer
Jeffrey Pash Senior VP & General Counsel
Brian Burke Senior VP & Director of Hockey Operations
Jim Gregory VP, Hockey Operations (Toronto)
Arthur Pincus VP, Public Relations
Bernadette Mansur VP, Corporate Communications
Glenn Adamo VP, Broadcasting
Ellis "Skip" Prince VP, Television & Business Development
John Huston VP & Chief Financial Officer
Frank Supovitz VP, Special Events
Dennis Cunningham VP, Security
Guido Tognoni Managing Director, Europe
David Zimmerman Associate General Counsel
Katherine Jones Associate Counsel
Debbie Walsh Executive Assistant to the Commissioner

PUBLIC RELATIONS

Arthur Pincus VP, Public Relations
Gary Meagher Director, Public Relations (Toronto)
Benny Ercolani Chief Statistician (Toronto)
Susan Aglietti Manager, Media Relations
Greg Inglis Manager, News Services
Andrew McGowan Manager, Public Relations & News Services
David Keon Public Relations Assistant (Toronto)
Tamir Lipton News Services Assistant

KEY DATES: 1995-96 SEASON

October 2	Waiver Draft (tentative)
October 6	Regular season begins
November 20	Hockey Hall of Fame Induction Celebration
December 14-16	Board of Governors Meeting, Palm Beach, Florida
December 26-January 4	World Junior Hockey Championship, Massachusetts
January 18-21	NHL FANTasy
January 19	Coca-Cola NHL All-Star Friday, Boston
January 20	All-Star Game, Boston
March 20	Trading deadline (3PM EST)
April 14	Regular season ends
April 16	Stanley Cup playoffs begin
April 21-May 5	World Championships, Vienna, Austria
June 15	Last possible date for the Stanley Cup Finals to end
June 19	TV Awards
June 22	NHL Entry Draft

NHL INFORMATION

LEAGUE AWARDS - INDIVIDUAL

Award	Winner	1st RunnerUp	2nd RunnerUp	1995 Winner
Ross	\$10,000	\$6,000	\$4,000	J. Jagr
Hart	\$10,000	\$6,000	\$4,000	E. Lindros
Norris	\$10,000	\$6,000	\$4,000	P. Coffey
Calder	\$10,000	\$6,000	\$4,000	P. Forsberg
Vezina	\$10,000	\$6,000	\$4,000	D. Hasek
Byng	\$10,000	\$6,000	\$4,000	R. Francis
Selke	\$10,000	\$6,000	\$4,000	R. Francis
Jennings	\$10,000	\$6,000	\$4,000	E. Belfour
Adams	\$ 1,000*			M. Crawford
Smythe	\$10,000			C. Lemieux
Clancy	\$ 3,000	\$1,000		J. Nieuwendyk


* Awarded by the Broadcasters' Association

First All-Star Team: \$10,000 each


Eric Lindros (C - Flyers), Jaromir Jagr (RW - Penguins), John LeClair (LW - Flyers), Paul Coffey (D - Red Wings), Chris Chelios (D - Blackhawks), Dominik Hasek (G - Sabres)

Second All-Star Team: \$ 5,000 each

Alexei Zhamov (C - Jets), Theo Fleury (RW - Flames), Keith Tkachuk (LW - Jets), Ray Bourque (D - Bruins), Larry Murphy (D - Penguins), Ed Belfour (G - Blackhawks)



Ron Francis



Jaromir Jagr

NHL RE-ALIGNMENT

EASTERN CONFERENCE

NORTHEAST DIVISION

Boston
Buffalo
Hartford
Montreal
Ottawa
Pittsburgh

ATLANTIC DIVISION

Florida
New Jersey
NY Islanders
NY Rangers
Philadelphia
Tampa Bay
Washington

WESTERN CONFERENCE

PACIFIC DIVISION

Anaheim
Calgary
Colorado
Edmonton
Los Angeles
San Jose
Vancouver

CENTRAL DIVISION

Chicago
Dallas
Detroit
St. Louis
Toronto
Winnipeg

MEDICAL GLOSSARY

AC Joint (Acromioclavicular joint): Joint of the shoulder where acromion process of the scapula and the distal end of the clavicle meet; most shoulder separations occur at this point.

Adhesion: Abnormal adherence of collagen fibers to surrounding structures during immobilization following trauma or as a complication of surgery which restricts normal elasticity of the structures involved.

Aerobic: Exercise in which energy needed is supplied by oxygen inspired and is required for sustained periods of vigorous exercise with a continually high pulse rate.

Anabolic Steroids: Steroids that promote tissue growth by creating protein in an attempt to enhance muscle growth. The main anabolic steroid is testosterone (male sex hormones).

Anaerobic: Exercise without the use of oxygen as an energy source; short bursts of vigorous exercise.

Anterior Cruciate Ligament (ACL): A primary stabilizing ligament within the center of the knee joint that prevents hyperextension and excessive rotation of the joint. A complete tear of the ACL necessitating reconstruction could require up to 12 months of rehabilitation.

Anti-Inflammatory: Any agent which prevents inflammation, such as aspirin or ibuprofen.

Arteriogram: A film demonstrating arteries after injection of a dye.

Arthrogram: X-ray technique for joints using air and/or dye injected into the affected area; useful in diagnosing meniscus tears of the knee and rotator cuff tears of the shoulder.

Arthroscope: An instrument used to visualize the interior of a joint cavity.

Arthroscopy: A surgical examination of the internal structures of a joint by means for viewing through an arthroscope. An arthroscopic procedure can be used to remove or repair damaged tissue or as a diagnostic procedure in order to inspect the extent of any damage or confirm a diagnosis.

Atrophy: To shrivel or shrink from disuse, as in muscular atrophy.

Baker's Cyst: Localized swelling of a bursa sac in the posterior knee as a result of fluid that has escaped from the knee capsule. A Baker's cyst indicates that there is a trauma inside the knee joint that leads to excessive fluid production.

Bone Scan: An imaging procedure in which a radioactive-labelled substance is injected into the body to determine the status of a bone injury. If the radioactive substance is taken up by the bone at the injury site, the injury will show as a "hot spot" on the scan image. The bone scan is particularly useful in the diagnosis of stress fractures.

Bursa: A fluid-filled sac that is located in areas where friction is likely to occur, then minimizes the friction; for example between a tendon and bone.

Cartilage: Smooth, slippery substance preventing two ends of bones from rubbing together and grating.

Cat Scan: Use of a computer to produce a cross sectional view of the anatomical part being investigated from X-ray data.

Chondromalacia: Roughening of the articular cartilage. Best known for the roughening of the underside of the patella, which can occur in any patellofemoral injury.

Clavicle: The collar bone.

Coccyx: The "tail bone," a group of four vertebrae that are fused together, located at the terminal end of the spine.

Concussion: Jarring injury of the brain resulting in dysfunction. It can be graded as mild, moderate or severe, depending on loss of consciousness, amnesia and loss of equilibrium.

Contusion: An injury to a muscle and tissues caused by a blow from a blunt object.

Cortical Steroids: Used to suppress joint inflammation.

Cryotherapy: A treatment with the use of cold.

Cyst: Abnormal sac containing liquid or semi-solid matter.

Degenerative Joint Disease: Changes in the joint surfaces as a result of repetitive trauma.

Deltoid Ligament: Ligament that connects the tibia to bones of the medial aspect of the foot and is primarily responsible for stability of the ankle on the medial side. Is sprained less frequently than other ankle ligaments.

Deltoid Muscle: Muscles at top of the arm, just below the shoulder, responsible for shoulder motions in the front, side and back.

Disc Intervertebral: A flat, rounded plate between each vertebrae of the spine. The disc consists of a thick fiber ring which surrounds a soft gel-like interior. It functions as a cushion and shock absorber for the spinal column.

Dislocation: Complete displacement of joint surfaces.

Electromyogram (EMG): Test to determine nerve function.

Epicondylitis: Inflammation in the elbow due to overuse.

Etiology: Study of the cause of injury and disease.

Extension: Action of straightening of a joint as achieved by an extensor muscle.

Fascia: A connective tissue sheath consisting of fibrous tissue and fat which unites the skin to the underlying tissue.

Fat Percentage: The amount of body weight that is adipose, fat tissue. Fat percentages can be calculated by underwater weighing, measuring select skinfold thickness or by analyzing electrical impedance.

Femur: Thigh bone; longest bone in the body.

Fibula: Smaller of the two bones in the lower leg; runs from knee to the ankle along the outside of the lower leg.

Flexibility: The ability of muscle to relax and yield to stretch forces.

Fracture: Breach in continuity of a bone. Types of fractures include simple, compound, comminuted, greenstick, incomplete, impacted, longitudinal, oblique, stress or transverse.

Glenohumeral: The shoulder girdle; consists of the glenoid capsule, head of the humerus and labrum.

Glenoid: Cavity of the scapula into which the head of the humerus fits to the form the shoulder girdle.

Glenoid Labrum: A rim of fibrocartilaginous tissue attached around the margin of the glenoid fossa.

Grade One Injury: A mild injury in which ligament, tendon or other musculoskeletal tissue may have been stretch or confused, but not torn or otherwise disrupted.

Grade Two Injury: A moderate injury when musculoskeletal tissue has been partially, but not totally torn which causes appreciable limitation in function of the injured tissue.

Grade Three Injury: A severe injury in which tissue loss has been significant, and in some cases, totally torn or otherwise disrupted causing a virtual total loss of function.

Groin: Junction of the thigh and abdomen; location of muscles that rotate, flex and adduct the hip.

Hammer Toe: Condition when the first digit of a toe is at a different angle than the remaining digits of the same toe.

Hamstring: Category of muscle that runs from the buttocks to the knee along the back of the thigh. It functions to flex the knee and is often times injured as a result of improper conditioning or lack of muscle flexibility.

Hemarthrosis: Accumulation of blood within a joint as a result of an acute injury.

Hematoma: Tumor-like mass produced by an accumulation of coagulated blood in a cavity.

Hip Pointer: Contusion to the iliac crest.

Hydrotherapy: Treatment using water.

Hyperextension: Extreme extension of a limb or body part.

MEDICAL GLOSSARY

Iliotibial Band: A thick, wide fascial layer that runs from the iliac crest to the knee joint.

Inflammation: The body's natural response to injury in which the injury site might display various degrees of pain, swelling, heat, redness and/or loss of function.

Isometric Contraction: Muscular contraction in which tension is developed but no mechanical work is done.

Labrum (Labrum Glenoidule): The cartilage of the glenoid cavity in the shoulder. A lip-edged or lip-like structure.

Lateral Collateral Ligament (LGL): Ligament of the knee along the lateral aspect that connects the femur to the fibula. It provides lateral stability to the joint.

Ligament: Band of fibrous tissue that connects bone to bone or bone to cartilage and supports and strengthens joints.

Magnetic Resonance Imaging (MRI): Imaging procedure in which a radio frequency pulse causes certain electrical elements of the injured tissue to react to this pulse and through this process a computer display and permanent film establish a visual image. MRI does not require radiation and is very useful in the diagnosis of soft tissue, disc and meniscus injuries.

Medial Collateral Ligament: Ligament of knee along the medial aspect that connects the femur to the joint.

Meniscus: Crescent shaped cartilage, usually pertaining to the knee joint; also known as cartilage. There are two menisci in the knee, medial and lateral. These work to absorb weight with the knee and provide stability.

Metacarpals: Five long bones of the hand, running from the wrist to the fingers.

Metatarsus: Five long bones of the foot, running from the ankle to the toes.

Myositis: Inflammation of a muscle.

Orthotic: Any device applied to or around the body of physical impairment of disability commonly used to control foot mechanics.

Osteochondritis Desiccans: A piece of bone and/or cartilage loosened from its attachment after trauma and a cause of a lesion.

Osteomyelitis: An inflammatory disease of bone caused usually by infection with streptococcus or staphylococcus.

Patella: The kneecap. The patella functions to protect the distal end of the femur as well as increase the mechanical advantage and force generating capacities of the quadriceps muscle group.

Plantar Fasciitis: Inflammation of the plantar fascia; associated with overuse of acute foot injury.

Posterior Cruciate Ligament (PCL): A primary stabilizing ligament of the knee that provides significant stability and prevents displacement of the tibia backward within the knee joint. A complete tear of this ligament necessitating reconstruction could require up to 12 months of rehabilitation.

Quadricep Muscles: A group of four muscles of the front thigh that run from the hip and form a common tendon at the patella; they are responsible for knee extension.

Reconstruction: Surgical rebuilding of a joint using natural, artificial or transplanted materials.

Rotator Cuff: Comprised of four muscles in the shoulder area that can be irritated by overuse. The muscles are the supraspinatus (most commonly injured), infraspinatus, teres minor and subscapularis.

Sacroiliac: Junction of the sacrum with the hip bone.

Sacrum: Group of five fused vertebrae located just below the lumbar vertebrae of the lower back.

Scapula: Shoulder blade.

Sciatica: Irritation of the sciatic nerve resulting in pain or tingling running down the inside of the leg.

Sciatic Nerve: Major nerve that carries impulses for muscular action and sensations between the low back and thigh and lower leg; it is the longest nerve in the body.

Shin Splint: A catch-all syndrome describing pain in the shin that is not a fracture or tumor and cannot be defined otherwise.

Spleen: Large, solid organ responsible for the normal production and destruction of blood cells.

Spondylolysis: Abnormal vertebral fixation or immobility.

Sprain: Injury resulting from the stretch or twist of the joint and causes various degrees of stretch or tear of a ligament or other soft tissue at the joint.

Strain: Injury resulting from a pull or torsion to the muscle or tendon that causes various degrees of stretch or tear to the muscle or tendon tissue.

Stress Fracture: A hair-line type of break in a bone caused by overuse.

Subluxation: Partial dislocation of a joint. The term usually implies that the joint can return to a normal position without formal reduction.

Synovial Fluid: Lubricating fluid for joints and tendons, produced in synovium, or the inner lining of a joint.

Synovitis: Inflammation of the synovial lining of a joint.

Talus: The ankle bone that articulates with the tibia and fibula to form the ankle joint.

Tarsals: Group of seven bones of the foot consisting of the calcaneus, talus, cuboid and three cuneiform bones.

Tendinitis: Inflammation of the tendon and/or tendon sheath, caused by chronic overuse of sudden injury.

Tendon: Tissue that connects muscle to bone.

Tenosynovitis: Swelling of a tendon sheath caused by calcium deposits, repeated strain or trauma.

Tibia: Larger of the two bones of the lower leg and is the weight-bearing bone of the shin.

Transcutaneous Electrical Nerve Stimulator (TENS): An electrical modality that sends a mild current through pads at the injury site which stimulates the brain to release the natural analgesic endorphin.

Transverse Process: Small lateral projection off the right and left side of each vertebrae that functions as an attachment site for muscles and ligaments of the spine.

Triceps: Muscle of the back of the upper arm, primarily responsible for extending the elbow.

Ulna: Forearm bone that runs from the lip of the elbow to the little finger side of the wrist.

Ulna Nerve: Nerve in the elbow commonly irritated from excessive throwing.

Ultrasound: An electrical modality that transmits a sound wave through an applicator into the skin to the soft tissue in order to heat the local area for relaxing the injured tissue and/or disperse edema.

"Wind Knocked Out": Syndrome describing a contraction of the abdominal nerve trunk, the solar plexus, as a result of an abdominal contusion.



**TELEVISION
PROS
OF THE
PENS**

UNITEL

PHONE: 412/922-2250 FAX: 412/922-5380